




Absence Reason Percentages

[Return to Report Menu](#)

Start Date: 10/01/2024  End Date: 10/31/2024  Type: Absences  School(s):

View All
Admin Assistant
Assistant Principal
Assoc Dir SPED

View All 

Employee Types :

Submit

Print

Absence Reason Type	% Needs Substitute	Absences Needing Substitute	% Does NOT Need Substitute	Absences NOT Needing Substitutes	% of Total Absences	Total Absences
Bereavement Leave	62.50%	5	37.50%	3	1.58%	8
Field Trip	11.76%	1	88.24%	7.5	1.67%	8.5
Jury Duty	0.00%	0	100.00%	1	0.20%	1
Personal > Docked Personal Day	60.00%	3	40.00%	2	0.99%	5
Personal > FMLA/LOA	0.00%	0	100.00%	2	0.39%	2
Personal > Personal Day	25.62%	15.5	74.38%	45	11.92%	60.5
Personal > Religious Holiday	22.22%	2	77.78%	7	1.77%	9
Professional Develop > Conference	0.00%	0	100.00%	6	1.18%	6
Professional Develop > Curriculum Develop	83.33%	2.5	16.67%	0.5	0.59%	3
Sick > Bank Contribution	0.00%	0	100.00%	1	0.20%	1
Sick > Bereavement	19.05%	2	80.95%	8.5	2.07%	10.5
Sick > Family Illness	37.69%	24.5	62.31%	40.5	12.81%	65
Sick > FMLA/LOA	34.51%	49	65.49%	93	27.98%	142
Sick > Personal Illness	38.22%	60	61.78%	97	30.94%	157
Spec Ed > Meeting	100.00%	1.5	0.00%	0	0.30%	1.5
Testing > Other	100.00%	0.5	0.00%	0	0.10%	0.5
Vacation > Vacation Day	0.00%	0	100.00%	27	5.32%	27
TOTALS	32.81%	166.5	67.19%	341	100.00%	507.5