



# ***Path to a New Horizon:*** **Bond Committee Report &** **Preliminary Recommendations**

Board of Education  
July 9, 2015

# Bond Committee

**Peter Spadafore, Co-chair, LSD Board President**

**Nancy Mahlow, Co-chair, Eastside Neighborhood Organization**

**Chuck Alberts, LSEA**

**Reniero Aroaz, MDE, LSD Parent**

**Tony Baltimore, Board of Water and Light**

**Yvonne Caamal Canul, LSD Superintendent**

**Andrea Crawford, Lansing Neighborhood, LSD Parent**

**Kellie Dean, Dean Transportation, Lansing PROMISE**

**Amel Eiland, Upward Bound**

**Tony Forsthoefel, LASA**

**Dave Hollister, Prima Civitas, Former Mayor of Lansing**

**Andy Kilpatrick, City of Lansing, LSD Parent**

**Jayme King, City of Lansing SAVE, LSD Parent**

**David Martinez, Business/Community Member**

**Julie Potter, Everett PTSA, LSD Parent**

**Jeff Scheibel, CEO YMCA**

**Alfreda Schmitt, Community Member, Former City Council**

**Teresa Szymanski, LSD Chief of Operations**



# Process Overview

# Process

- **9 Weeks of Meetings**
  - Reviewing, Discussing, Listening, Considering, Formulating
- **Reviewed**
  - **District Progress:** Strategic Plan, Finance, Marketing
  - **Prior Work:** Hollister, JLL, Plante Moran
  - **Enrollment:** 2020 = 10,300+/- Students
  - **Facility Conditions:** Avg. Age = 55 Yrs.
  - **Vision for New Horizon:** Pathway Promise



# Process

- Research on Impact of Facilities on Learning
- Vision for Pathway Promise
- Remodeling Needed for Pathways
- Other Building Improvements
- Costs, Funding, & Tax Impact
- Community Forum (June 3)
- Committee Members' Level of Support




# Pathway Promise

# Moving to 21<sup>st</sup> Century Schools




19<sup>th</sup>  
Century  
Schools



21<sup>st</sup>  
Century  
Schools



# Moving to 21<sup>st</sup> Century Classrooms



# Moving to 21<sup>st</sup> Century Instruction



High Touch - Didactic



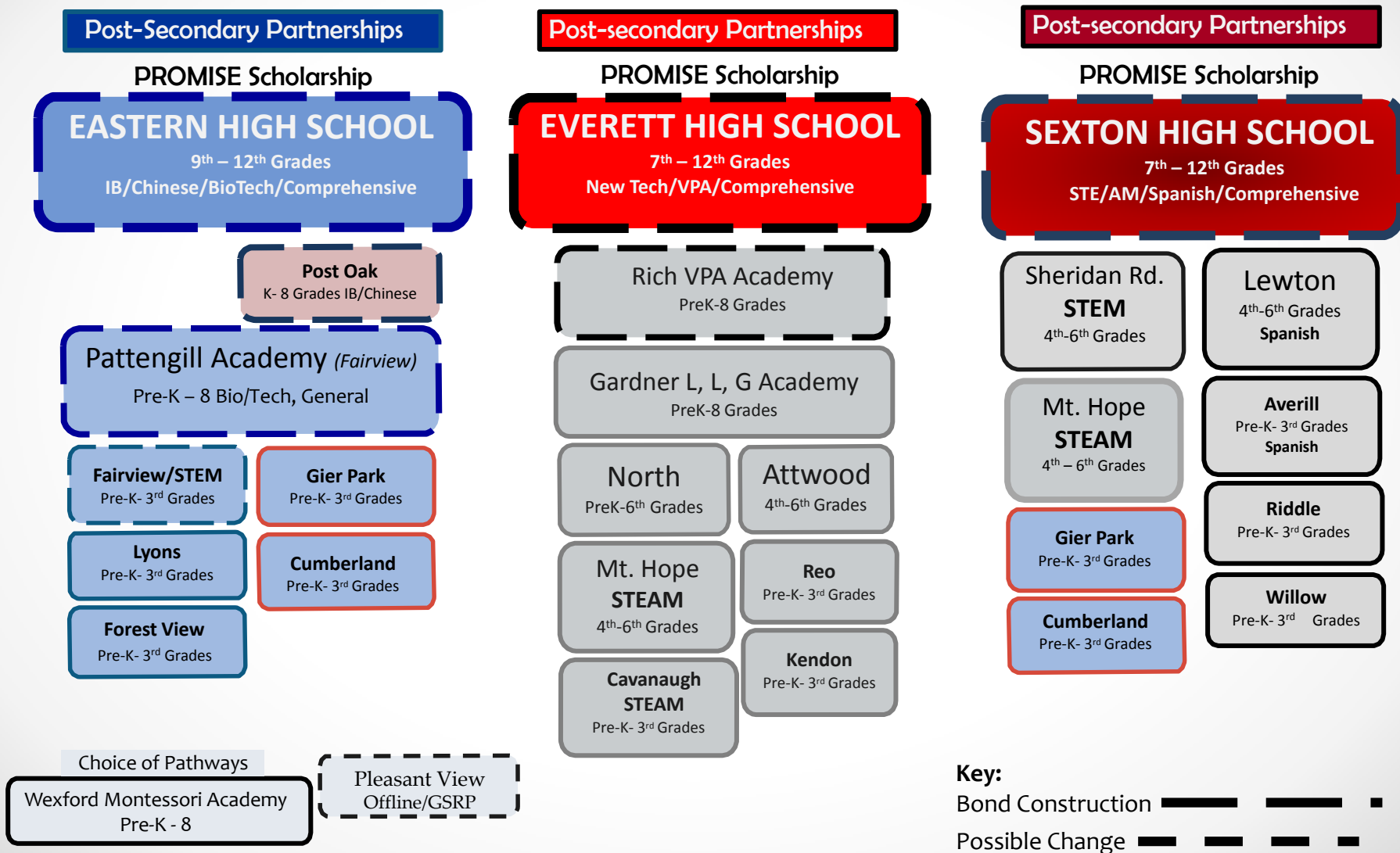
High Tech - Scaffolding



# Pathway Promise

- **Changing World Requires 21<sup>st</sup> Century Skills**
  - Collaboration
  - Critical Thinking
  - Communication
  - Creativity
  - “Hands on”, Active, Applied Learning, Flexible Spaces
- **Pathway Promise**
  - Clear Path of Choice for Learning
  - Pathways to Career and College Readiness
  - Partnerships with Lansing community

# The Pathway Promise

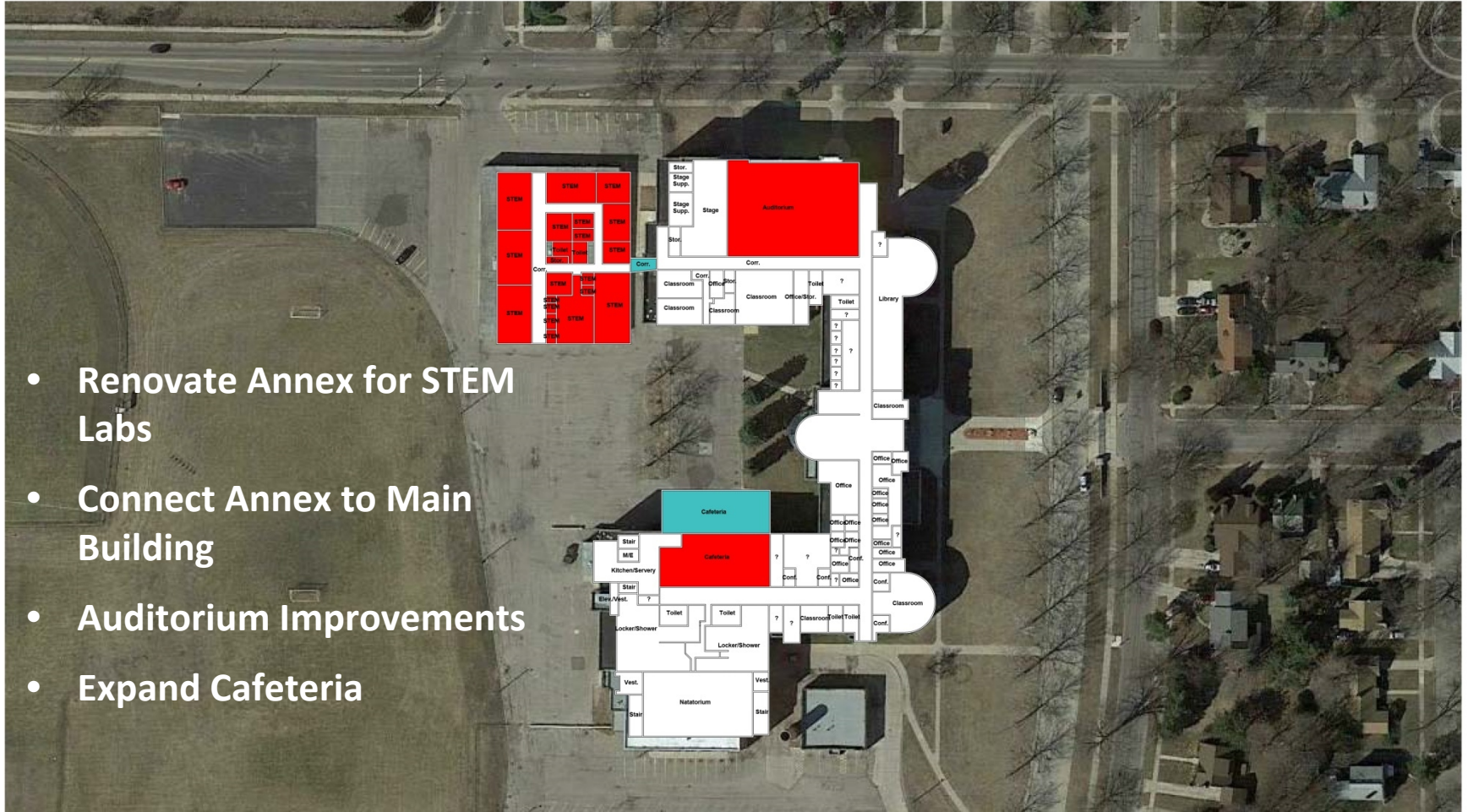


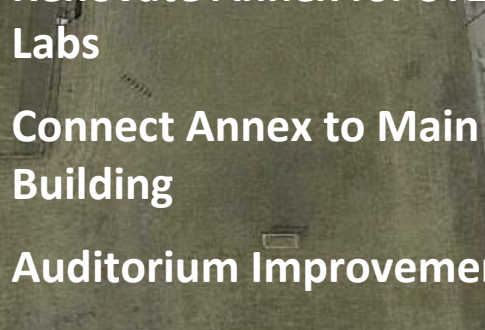


# **Facility Improvements to Support Pathway Promise**



# Concept – Sexton STEM; 7<sup>th</sup>-12th



- 
- **Renovate Annex for STEM Labs**
  - **Connect Annex to Main Building**
  - **Auditorium Improvements**
  - **Expand Cafeteria**



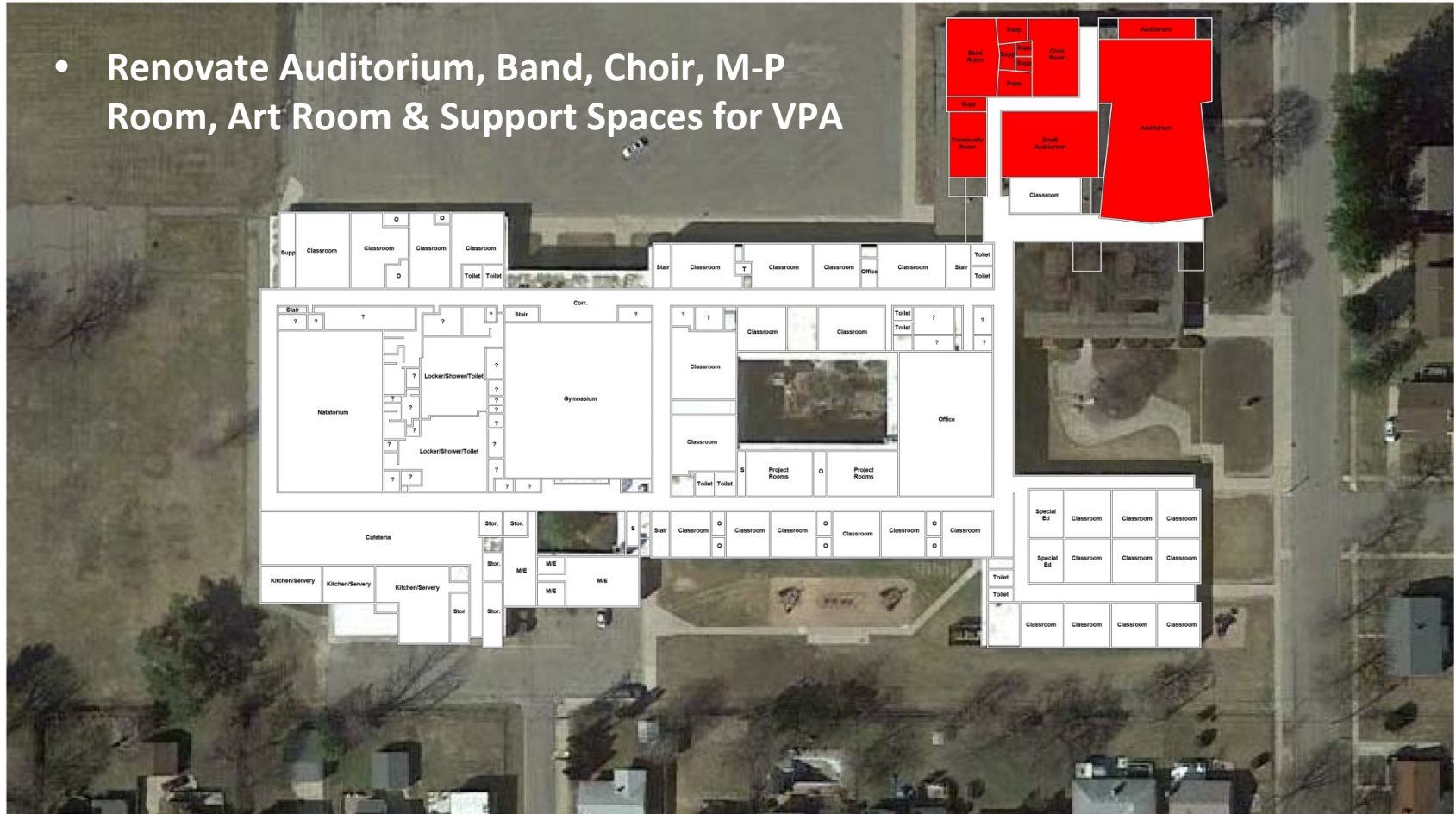
# Concept – Everett V.P.A.; 7<sup>th</sup>-12<sup>th</sup>



- **RENOVATE:**
  - Auditorium , Band, Choir & Support Spaces
- **ADD:**
  - Scene Shop, Drama CR, Video Production Lab, Art Studio, Dance Studio
- New Main Entry & Student Clinic
- Renovate Cafeteria
- Replace Windows

# Concept – Rich V.P.A.; PK-8

- Renovate Auditorium, Band, Choir, M-P Room, Art Room & Support Spaces for VPA





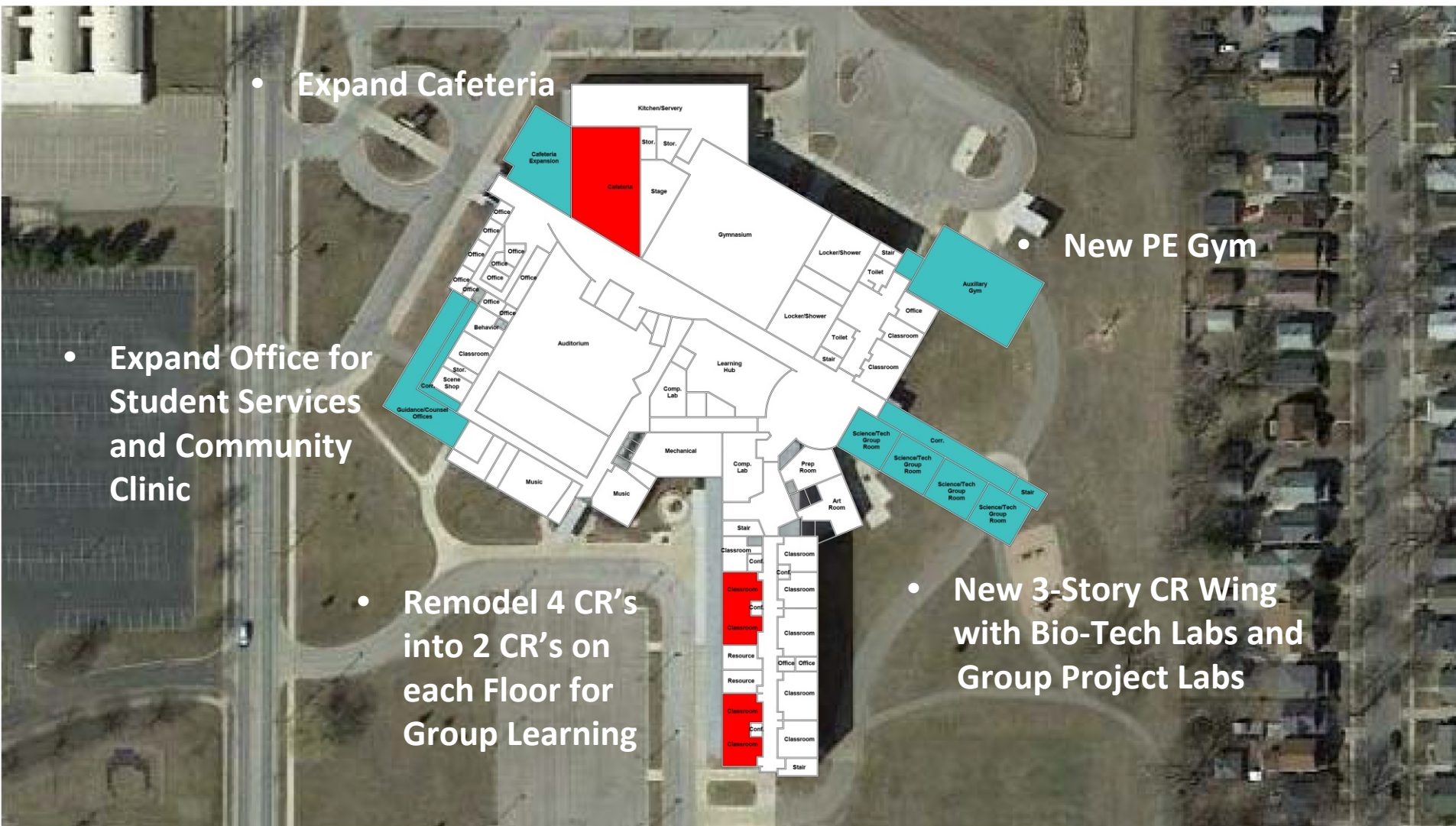
[illegible]



# Concept – New Pattengill Academy; PK-8



# Concept – Eastern High School IB, *Grades 9-12*





# Concept – Post Oak IB; K-8





# Other Proposed Improvements



# Concept – Eastern Campus Fields



# Don Johnson Fieldhouse



## Moderate Renovations for District & Community Use

- Convert Pool to Wellness
- Energy Upgrades
  - Mechanical & Lighting
  - Windows
- Replace Bleachers

# Other Proposed Improvements

- **Technology, Furniture & Security Upgrades**
  - District-wide
- **General Renovations**
  - HVAC, Lighting, Roofing, Windows, Plumbing, Flooring, Paving



# Cost Estimates

# Preliminary Bond Cost Estimates

## Projects to Support Pathway Promise

|                  |                              |
|------------------|------------------------------|
| • Sexton HS      | \$8 - \$8.5 million          |
| • Rich           | \$6 - \$6.5 million          |
| • Everett HS     | \$13 - \$14 million          |
| • Post Oak       | \$2 - \$2.5 million          |
| • New Pattengill | \$20 - \$21 million          |
| • Eastern HS     | \$10 - \$11 million          |
| <b>Subtotal</b>  | <b>\$59 - \$63.5 million</b> |

# Preliminary Bond Cost Estimates

## Other Building Improvements

|  |                                |
|--|--------------------------------|
| • Technology & Security Infrastructure | \$1 - \$1.5 million            |
| • Technology Equipment                 | \$4 - \$4.5 million            |
| • Security Equipment                   | \$2 - \$3 million              |
| • Furnishings                          | \$7 - \$7.5 million            |
| • Fieldhouse                           | \$4.5 - \$5 million            |
| • Eastern Campus Fields                | \$6 - \$7 million              |
| <b>Subtotal</b>                        | <b>\$24.5 - \$28.5 million</b> |



# Total Potential Bond

- Pathway Promise Projects    \$59.0 - \$63.5 million
- Other Bldg. Improvements    \$24.5 - \$28.5 million

**SUBTOTAL    \$83.5 - \$92 million**

- General Renovations                \$ 0 - \$30 million

**TOTAL    \$83.5 - \$122 million**



# Millage Options & Tax Impact



# Comparison: Lansing's Debt vs. Local School Districts

| Local Schools Districts                   |                    |          |         |         |         |
|---|--------------------|----------|---------|---------|---------|
| Hold Harmless, Debt, Sinking Fund Millage |                    |          |         |         |         |
| 2014-2015                                 |                    |          |         |         |         |
| Current                                   |                    | Hold     |         |         |         |
| Rank                                      | School District    | Harmless | Debt    | Sinking | Total   |
| 1   | Waverly            | 4.2567   | 7.4000  | -       | 11.6567 |
| 2   | Haslett            |          | 8.3300  | 2.0283  | 10.3583 |
| 3   | DeWitt             | -        | 10.0000 |         | 10.0000 |
| 4   | Holt               | -        | 10.0000 | -       | 10.0000 |
| 5   | East Lansing       | -        | 8.0950  | 1.2860  | 9.3810  |
| 6   | Bath               | -        | 8.0000  | 1.0000  | 9.0000  |
| 7   | Okemos             | -        | 7.0000  | 0.9919  | 7.9919  |
| 10  | Howell             | -        | 7.5700  |         | 7.5700  |
| 11  | Leslie             | -        | 7.3900  |         | 7.3900  |
| 7   | Williamston        |          | 7.3000  |         | 7.3000  |
| 12  | Eaton Rapids       | -        | 7.0000  | -       | 7.0000  |
| 13  | Pewamo- Westphalia | -        | 7.0000  |         | 7.0000  |
| 14  | St. Johns          | -        | 7.0000  |         | 7.0000  |
| 15  | Grand Ledge        |          | 5.0000  | 0.8000  | 5.8000  |
| 16  | Stockbridge        | -        | 4.7000  |         | 4.7000  |
| 17  | Mason              | -        | 3.7000  | 1.0000  | 4.7000  |
| 18  | Lansing            | -        | 2.3400  | 1.5000  | 3.8400  |

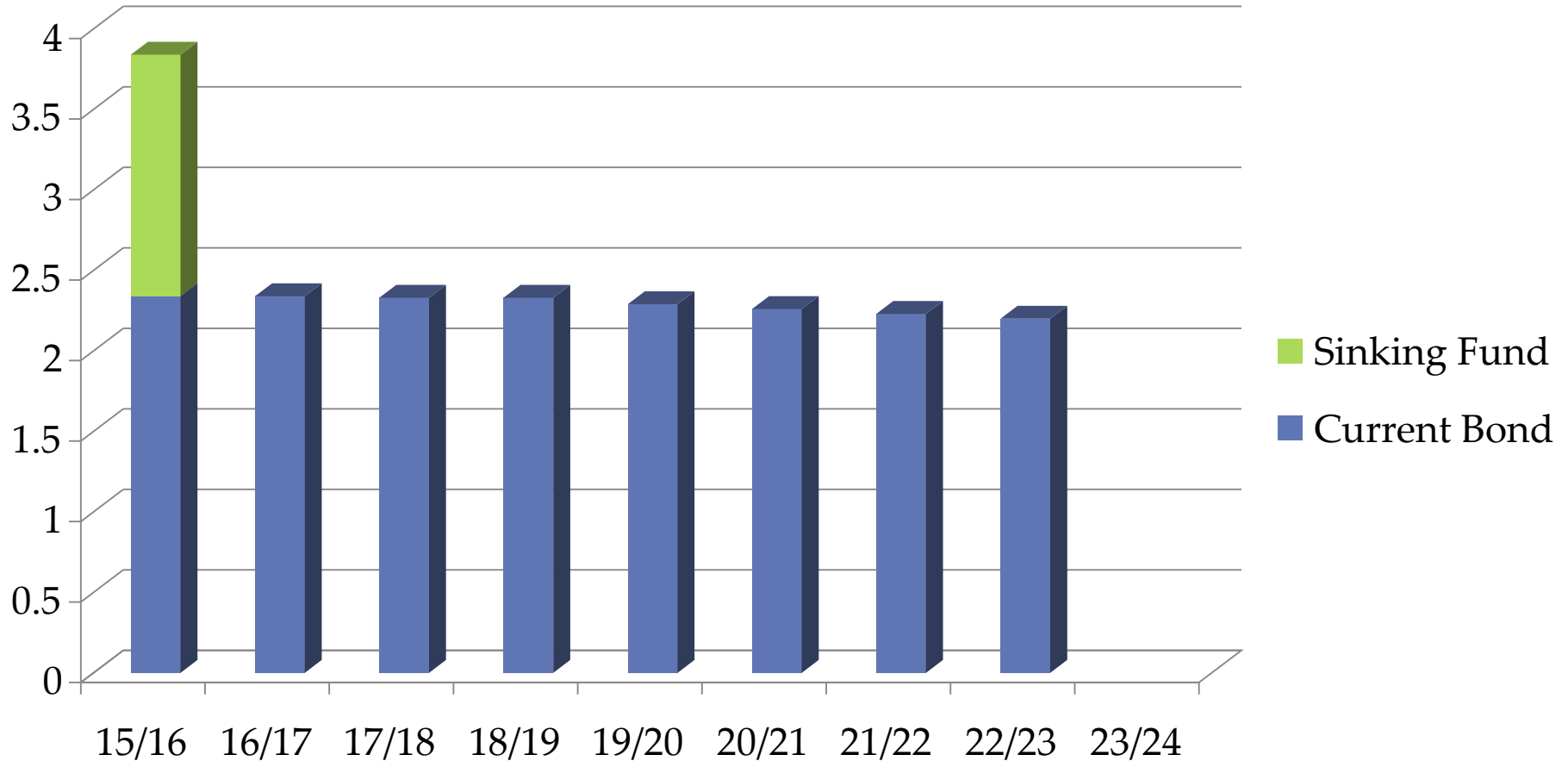
# Bond Funding

- “Rollover” S.F. Millage; Two Series of Bonds

Source: Stauder, Barch & Associates

| Mills | Increase | Bond Series  | Bond Amount           |
|-------|----------|--------------|-----------------------|
| 1.5   | 0.0      | 1            | \$ 58,500,000         |
|       |          | 2            | \$ 27,000,000         |
|       |          | <b>Total</b> | <b>\$ 85,500,000</b>  |
| 2.25  | 0.75     | 1            | \$ 90,000,00          |
|       |          | 2            | \$ 29,000,000         |
|       |          | <b>Total</b> | <b>\$ 119,000,000</b> |

# Current Debt & Sinking Fund Millage



Source: Stauder, Barch & Associates

# Comparison: Lansing's Debt vs. Local School Districts

| Local Schools Districts                   |                    |          |         |         |         |
|---|--------------------|----------|---------|---------|---------|
| Hold Harmless, Debt, Sinking Fund Millage |                    |          |         |         |         |
| 2014-2015                                 |                    |          |         |         |         |
| Current                                   |                    | Hold     |         |         |         |
| Rank                                      | School District    | Harmless | Debt    | Sinking | Total   |
| 1   | Waverly            | 4.2567   | 7.4000  | -       | 11.6567 |
| 2   | Haslett            |          | 8.3300  | 2.0283  | 10.3583 |
| 3   | DeWitt             | -        | 10.0000 |         | 10.0000 |
| 4   | Holt               | -        | 10.0000 | -       | 10.0000 |
| 5   | East Lansing       | -        | 8.0950  | 1.2860  | 9.3810  |
| 6   | Bath               | -        | 8.0000  | 1.0000  | 9.0000  |
| 7   | Okemos             | -        | 7.0000  | 0.9919  | 7.9919  |
| 10  | Howell             | -        | 7.5700  |         | 7.5700  |
| 11  | Leslie             | -        | 7.3900  |         | 7.3900  |
| 7   | Williamston        |          | 7.3000  |         | 7.3000  |
| 12  | Eaton Rapids       | -        | 7.0000  | -       | 7.0000  |
| 13  | Pewamo- Westphalia | -        | 7.0000  |         | 7.0000  |
| 14  | St. Johns          | -        | 7.0000  |         | 7.0000  |
| 15  | Grand Ledge        |          | 5.0000  | 0.8000  | 5.8000  |
| 16  | Stockbridge        | -        | 4.7000  |         | 4.7000  |
| 17  | Mason              | -        | 3.7000  | 1.0000  | 4.7000  |
| 18  | Lansing            | -        | 4.59    | 0.00    | 4.5900  |

# Cost to the Taxpayer

- **0.0 Mill Increase (“Rollover” Sinking Fund)**
  - \$100,000 Market Value Home = \$0.00/Year (Additional)
- **0.75 Mill Increase (“Rollover” SF + Increase)**
  - \$100,000 Market Value Home = \$37.50/Year



# **Committee Recommendations**

# Committee Recommendations

- **Improve Facilities to Support Pathway Promise & Create a New Eastern Campus**
  - Addition/Remodeling at Sexton, Rich, Everett, & Post Oak
  - Build a New PreK – 8 Pattengill Academy at Fairview property
  - Addition/Remodeling to Pattengill for Eastern High School
  - Improve PE/Athletic Fields at the Eastern Campus
- **District-wide Technology, Furniture, Security Equipment**
- **Remodel Fieldhouse for District & Community Use**
- **Renovate Schools to Reduce Energy and Maintenance Costs**

# Committee Recommendations

- Pursue a Bond Election in May 2016
- Utilize the Sinking Fund Millage Expiration to Minimize the Impact on Taxpayers
- Request Additional .75 mills for General Renovations at Several Schools
- Assess Level of Support with Voter Survey





# Next Steps

# Next Steps

- **Conduct Voter Survey in August**
- **Update Enrollment Projections in Fall**
- **Analyze Enrollment, Cost Estimates & Millage Impact**
- **Develop Pathway Promise Compacts with Lansing Business Community**
- **Re-convene Committee in September**
  - Review Updated Info and Develop Final Recommendations
- **Present Final Recommendations to Board in October**



# Final Remarks