

Pleasantdale Elementary School  
8100 School Street  
La Grange, IL 60525  
708.246.4700 Fax: 708.246.4625



Pleasantdale Middle School  
7450 S. Wolf Road  
Burr Ridge, IL 60527  
708.246.3210 Fax: 708.352.0092

Pleasantdale School District 107 | 7450 S. Wolf Road | Burr Ridge, IL 60527 | 708.784.2013 | Fax: 708.246.0161 | [www.d107.org](http://www.d107.org)

Over the course of the past year, districts in Illinois have had the opportunity to experiment with offsite learning days, dubbed *eLearning Days*. The goal of an eLearning Day is to engage students in learning when school may be closed due to extreme weather. eLearning Days simply make sense given the abundance of personal devices and relative ease of access to internet connectivity. Pleasantdale School District 107 joined several other districts throughout the state in experimenting with eLearning days twice last year. On these days, students in grades 3-8 used their district issued iPads to access learning activities throughout the day. Below, you will learn more about eLearning in Illinois and in our district as well as our proposed plan to implement eLearning days this school year.

**Background:** From 2015 to 2018, three Illinois school districts piloted eLearning programs. These school districts included two high school districts (Leyden School District 212 and West Chicago High School District 94) and one elementary school district (Gurnee SD 56). Over the course of the pilot, a total of only four eLearning days were called due to severe weather. Some commonalities in the districts' programs include providing students with devices, ensuring internet connectivity for all students, and requiring teachers to monitor student progress remotely. The success of the pilots can be seen through the expansion of eLearning throughout the state.

In Pleasantdale, the district piloted two eLearning days last school year (February 19, 2019 and April 19, 2019). These were scheduled eLearning Days which gave our staff and students time to prepare activities and gave the administration time to work through the logistics. The work done last year and the lessons learned can be applied to our eLearning proposal for this school year. Our proposal differs in that we would call an eLearning day the day of an emergency closure. It is our intention to fully recommunicate the logistics of the plan as well as the work expectations to parents at the beginning of the winter season. These logistics and expectations were laid out in an FAQ distributed to parents prior to the eLearning Day (Appendix A). Students in grades three through eight were provided lessons and activities through our Learning Management System, Schoology, and were able to access materials using their school issued device or any other internet connected device. Our Preschool through second grade teachers communicated lessons and activities through the use of the Learning Management System SeeSaw, or via email and families were able to use a personal computer, tablet, or phone to access the material. Students were assigned work in academic areas as well as specials. Attendance was determined based on work completion. Prior to the eLearning day, teachers provided the administration with an overview of the work to be assigned to the students including modified work for students who receive special education services (Appendix B). Additionally, students were able to access "read alouds" from community members via Facebook live. This added an extra special layer to an already exciting day. Finally, at the conclusion of the eLearning experience, a survey was distributed to parents, staff, and students in grades four through eight to gain insight into how we can improve the program (Survey results available in Appendix C).

On June 1, 2019, the new eLearning rules went into effect in Illinois. The new law states a school day consists of a minimum of five hours of instructional time. Public Act 101-0012 also allows school districts statewide to utilize e-learning days in lieu of emergency days and maintains flexibility for students to engage in career-connected learning outside of the classroom. Based on this new law, the district has developed a proposal to have eLearning as an option for our students.

The requirement for eLearning plans were laid out in an email sent to Superintendents by West Cook Intermediate Service Center director, Dr. Mark Klaisner, on August 9, 2019 (Appendix D). This memo contained twelve issues that must be addressed as part of a district's eLearning Day plan. Below are each of these points as well as a description as to how Pleasantdale SD 107 will address each requirement. All evidence documents can be found in Appendix E.

- *Ensure that all teachers and staff who may be involved in the provisions of e-learning have access to any and all hardware and software that may be required for the program.*
  - *All certified staff in PSD 107 are issued an iPad and a MacBook which are able to be connected to the internet and have all applicable software. All ESPs in PSD 107 have been issued an internet enabled iPad which includes all applicable software. Evidence: Device inventory, copy of invoices for Google and Schoology.*
- *Ensure and verify at least 5 clock hours of instruction or school work, as required under Section 10-19.05, for each student participating in an E-Learning day.*
  - *Teachers will provide students with the appropriate lessons, activities, and work in advance of beginning the eLearning Day. Staff will be available from 9:00 AM to 12:00 PM, will have an hour lunch break, and then be available from 1:00 PM to 3:00 PM. All student work will need to be submitted by 9:00 PM the night of the eLearning day. Evidence: Copy of the table of activities and eLearning day work schedule.*
- *Ensure access from home or other appropriate remote facility for all students participating, including computers, the Internet, and other forms of electronic communication that must be utilized in the proposed program*
  - *A survey will be issued to all families in the month of September. The goal of this survey will be to assess if families have internet access either through home wifi, a hot spot, or through the use of a phone. If families do not have internet access, the district will issue hotspots which can be used on an eLearning Day. Evidence: Copy of the home access survey and invoices for hot spots.*
- *Ensure that non-electronic materials are made available for students participating in the program who do not have access to the required technology or to participating teachers or students who are prevented from accessing the required technology. We will develop procedures and processes to provide students with missed learning experiences that are similar to what we currently do on a normal school day. Each teacher will be assigned a "back up" teacher in the event they are unable to access the internet. Evidence: School policy on make-up work and list of "back-up" teachers.*
- *Ensure appropriate learning opportunities for students with special needs.*
  - *Special Education staff will provide students with modified work and adjust expectations for the work. Likewise, special education staff will be available from 9:00 AM - 12:00 PM and 1:00 PM - 3:00 PM to support students. Evidence: Table of activities.*
- *Monitor and verify each student's electronic participation.*
  - *Teachers will be available to monitor students' progress and participation from 9:00 AM to 12:00 PM and from 1:00 PM to 3:00 PM. Teachers will be able to monitor students using our Learning Management System and Google Drive, and they will be available via*

Pleasantdale Elementary School  
8100 School Street  
La Grange, IL 60525  
708.246.4700 Fax: 708.246.4625



Pleasantdale Middle School  
7450 S. Wolf Road  
Burr Ridge, IL 60527  
708.246.3210 Fax: 708.352.0092

Pleasantdale School District 107 | 7450 S. Wolf Road | Burr Ridge, IL 60527 | 708.784.2013 | Fax: 708.246.0161 | [www.d107.org](http://www.d107.org)

*email. Additionally, teachers will log students attendance on an electronic attendance sheet. Evidence: eLearning day work hours sample of attendance sheet (student names redacted).*

- **Address the extent to which student participation is within the student's control as to the time, pace, and means of learning.**
  - *Each student can complete assignments in any order and at whatever pace is appropriate for the individual learner. While teachers will be available on a set schedule, students can work on and submit lessons until 9:00 PM on the night of an eLearning Day. Evidence: eLearning Day Family FAQ*
- **Provide effective notice to students and their parents or guardians of the use of particular days for eLearning.**
  - *Notification of the usage of eLearning days will be sent to parents in the fall. Parents will be provided with an FAQ that outlines the logistics of an eLearning Day. The district will also use social media as well as our telephone notification system to provide notice to parents. Evidence: eLearning FAQ for families.*
- **Provide staff and students with adequate training for eLearning days' participation.**
  - *Staff will be trained during plan times at both schools in November. Following the teacher training, teachers will train students. Evidence: eLearning Day FAQ for Teachers*
- **Ensure an opportunity for any collective bargaining negotiations with representatives of the school district's employees that would be legally required, and including all classifications of school district employees who are represented by collective bargaining agreements and who would be affected in the event of an eLearning day.**
  - *The administration met with TAP leadership to review the proposal and discussed any impacts to bargaining unit members. Evidence: email to staff.*
- **Review and revise the program as implemented to address difficulties confronted**
  - *At the conclusion of each eLearning day, a survey will be distributed to parents, staff, and students in grades four through eight. Evidence: Copies of parent, staff, and student surveys.*
- **Ensure that the protocol regarding general expectations and responsibilities of the program is communicated to teachers, staff, and students at least 30 days prior to utilizing an eLearning day.**
  - *An FAQ will be distributed to parents, students, and staff at least 30 days prior to utilizing an eLearning day. Evidence: eLearning FAQ for families and eLearning FAQ for staff.*

**Conclusion:** Based on the new flexibility provided by the Illinois legislature, school districts in Illinois have the opportunity to develop eLearning Day plans. These plans allow for innovative new ways to ensure the continuity of learning during emergency weather days. It is the administration's recommendation that the Board approves our proposal and gives the district the opportunity to call an eLearning Day if warranted.

# Appendix A



## Pleasantdale School District 107

### eLearning Day

### Frequently Asked Questions (FAQ)

An eLearning day or engaged learning day may occur when school is cancelled due to inclement weather or used to make up a school closure. Instruction is provided by each student's teacher through the use of multiple means (electronic and paper/pencil).

How do children or parents find out about the assignments or activities for the eLearning Day?

- On planned eLearning days, students will receive assignments and activities the day before the eLearning day.
- On unplanned eLearning days (snow/cold/etc) middle school students will have access to assignments or eLearning Modules through Schoology by 9:00 a.m.
- On unplanned eLearning days (snow/cold/etc) elementary school students will either be contacted by the teacher through email, or a digital tool such as Schoology or Seesaw by 9:00 a.m.

What activities/classes will my child complete on an eLearning Day?

- Preschool through fourth grade students will be engaged in ELA, math, and one special.
- Fifth through eighth grade students will be engaged in ELA, math, social studies, science, Spanish/reading lab/math lab\*, specials, and PE.
  - \*5th and 6th grade students will complete assignments for the classes in which they are currently enrolled.

Does my child need to complete all modules/assignments in one sitting?

- No, students can take as much time as they need to complete assignments, however, the time teachers are available to answer questions is limited. Students must turn in assignments by 9:00 PM on an eLearning Day.

Are there any learning activities that are required or can my child complete whatever he/she would like to complete?

- Students are required to complete **ALL** learning modules to receive credit and qualify for a day of attendance.

How will my child submit the assignments?

- Based on the activities, students will submit electronically through Schoology or SeeSaw no later than 9:00 PM on an eLearning Day
- Some online programs like Freckle and Raz-Kids automatically record student work completed. Students complete the work and no other submission is required.
- Paper and pencil activities will be submitted to teachers in class on the next school day.

**If an extended due date is required, please contact the teacher directly to discuss the circumstances.**

How will I (or my child) verify that the learning activities or assignments are complete?

- Parents may wish to ask their child to show them the completed work prior to submitting it.
- Teachers will be checking in the work the next school day to determine participation and verify attendance.

How is attendance recorded?

- Completion of all assignments will verify attendance and will be recorded as a full day of attendance.

If my child has a question about an assignment, what do we do?

- All teachers will be available via email and/or through Schoology at the below schedule/
  - 8:00 - 9:00: Teacher Plan time (no teacher availability)
  - 9:00 - 12:00: Teachers available
  - 12:00 - 1:00: Lunch (no teacher availability)
  - 1:00 - 3:00: Teachers available

What If there is a power outage within the community or WiFi goes out on the eLearning day?

- The District would likely adjust the due date for the eLearning Modules if needed and adjust attendance accordingly.

If my child needs tech support on the eLearning Day, what can we do?

- Technical support will be available all day (9:00 to 3:00) by emailing:
  - PES: Mr. McAtee ([jmcattee@d107.org](mailto:jmcattee@d107.org)) or Mrs. Bubulka ([mbubulka@d107.org](mailto:mbubulka@d107.org))
  - PMS: Mr. Simmons ([tsimmons@d107.org](mailto:tsimmons@d107.org)) or Mrs. Steinmetz ([rsteinmetz@d107.org](mailto:rsteinmetz@d107.org))

What if my child does not have access to a device to complete assignments?

- If students need to borrow a device, one can be checked out through the school library.

What if I do not have internet access in my home?

- Students will be issued a hotspot if internet connectivity is an issue.


How will the district determine if the eLearning day was a success?

- The district will distribute an online survey to parents, teachers, and students at the completion of the eLearning day.

## Appendix B



## Assignment/Activity Inventory

Pleasantdale Elementary School			
Grade/Department	ELA	Math	Specials
Preschool	Read any story you have at home together. When you are finished have your child draw a picture of his or her favorite character. When the drawing is finished, have your child tell you about the picture and dictate what he or she said on the paper. <b>(Send back to school)</b>	Ladybug math (0-10) counting, number recognition, 1:1 Ladybug packet will be sent home to be returned to school.	P.E.-Yoga: <a href="https://www.youtube.com/watch?v=5XCQfYsFa3Q&amp;t=147s">https://www.youtube.com/watch?v=5XCQfYsFa3Q&amp;t=147s</a> Gonoodle: <a href="https://www.youtube.com/watch?v=lmhi98dHa5w">https://www.youtube.com/watch?v=lmhi98dHa5w</a>  Art: sidewalk chalk, paint a picture
Kindergarten	Read for 15 minutes on Raz Kids or from your favorite books from home.	Complete 15 minutes of Freckle Math or write word problems.	
First	<p>Seesaw Teacher Created Activity</p> <p><b>Moosetache</b></p> <p>1. Click the add button.</p> <p>2. Listen to the story "Moosetache", read by Mrs. Holubecki. ( Click on the play button to start the video.)</p> <ul style="list-style-type: none"> <li>3. Use the</li> </ul> 	<p>Seesaw Activity</p> <p><b>Telling Time Game</b></p> <p>1. Click on the link by touching the picture on the left.</p> <p>2. Choose the box- MINUTE box and the 12 box</p> <p>3. Play until your score reaches 100.</p> <p>4. Snap a screenshot of your score.</p> <ul style="list-style-type: none"> <li>5. Hit the Add button and upload the picture with your score</li> <li>6. If you have time, go back and play until you get 100 with no mistakes</li> </ul>	



	<p>button to take a selfie in a silly place.</p> <ul style="list-style-type: none"> <li>4. Use the</li> </ul> <p>•</p> <p>tool to draw a "moosetache"</p> <ul style="list-style-type: none"> <li>5. Tap</li> </ul> <p>•</p> <ul style="list-style-type: none"> <li>and write your moosetache adventure.</li> </ul>	<p><b>Adding 20 to a 2 digit number</b></p> <ul style="list-style-type: none"> <li>Click "add"</li> </ul> <p>• Click</p> <p>•</p> <p>Choose a colored number. Add 20.</p> <ul style="list-style-type: none"> <li>Using the</li> </ul> <p>•</p> <ul style="list-style-type: none"> <li>tool, click on the answer (blue handles will appear), move it to the colored number.</li> </ul>	
Second	<ul style="list-style-type: none"> <li>Using PebbleGo, research a biography and gather relevant facts.</li> </ul>	<ul style="list-style-type: none"> <li>Complete 20 minutes of Freckle.</li> </ul>	
Third	<ul style="list-style-type: none"> <li>Complete the online readworks assignment "Using Technology to Help Animals" and submit.</li> </ul>	<ul style="list-style-type: none"> <li>Complete Daily Warm up "Friday", take a picture of your work, and post it to the discussion page.</li> <li>Complete math packet and turn in on Monday.</li> </ul>	
Fourth	4D/4C Listen to the assigned episodes of the Mars Patel	4D/4C Using the google form, answer the 30 math questions your	

	podcast, complete podcast packet pages and do one Readworks assignment with questions 4B/M - Read Chapter 8 of <u>Riding Freedom</u> and complete questions in packet.	teacher has posed. 4B/M Complete Quizizz. Complete paper packet. Berwick: take pictures of shapes at home or community and complete workbook pages	
Extended Resource	Individualized Freckle Assignments: either assigned an emerging reader Teddy Bears story and questions or an adapted Jellies reading, questions, and writing assignment.	Individualized Freckle Assignments: either assigned individual level goals on math practice or number facts or an adapted assignment for addition and subtraction within 100	

Pleasantdale Middle School				
	Fifth	Sixth	Seventh	Eighth
On-Level ELA	<p>Read, annotate, and answer questions for the Newela article: <u><a href="#">Everyday Mysteries: Why we have daylight savings time</a></u> (also posted to Schoology Calendar + Resources)</p> <p>Continue working on 39 Clues materials</p>	<p>Go to the website: <u><a href="#">What is teen activism</a></u> and take notes in WW notebook.</p> <p>Watch video: <u><a href="#">How Simple Actions Can Be A Form of teen Activism</a></u> and take notes in WW notebook.</p> <p>Continue teen activism research in GoogleSlides</p> <p>Read and annotate Newsela article: <u><a href="#">The "time to act is</a></u></p>	<p>Go to the website commonlit.org and read the article "Why Teens find the End of the World So Appealing."</p> <p>Complete the guided reading questions and write the answer to the assessment using text evidence.</p> <p>Be prepared to discuss it.</p>	<p>Go to the website commonlit.org and read the article "Someone Might Be Watching, an Introduction to Dystopian Fiction."</p> <p>Complete the guided reading questions and write the answer to the assessment using text evidence.</p> <p>Be prepared to discuss it.</p>

		<a href="#">now": Sixth-graders march to give kids a voice</a>	Read your choice reading novel.	<p>Read your choice reading novel.</p> <p>Read your group's assigned pages in your Lit. Circle Sci-Fi novel and do LC #4 Prep page (#4 Lit Circle Monday)</p>
Extended ELA		<p>Go to website <a href="#">What is teen activism</a> and take notes in WW notebook..</p> <p>Watch video: <a href="#">How simple actions can be a form of teen activism</a> and take notes in WW notebook.</p> <p>Read and annotate Newsela article: <a href="#">The time to act is now: Sixth graders march to give kids a voice.</a></p> <p>Create a Weathergram using templates given in class and the following: <a href="#">Video Template</a> and <a href="#">Calligraphy</a></p> <p>Weathergrams will be collected in class on Monday 4/19</p>	<p>Go to the website commonlit.org and read the article "Hello, My Name Is__."</p> <p>Complete the guided reading questions and write the answer to the assessment using text evidence.</p> <p>Be prepared to discuss it.</p> <p>Continue working on rough draft of your memoir.</p>	Complete last slide/s for CRM Research Project Presentation (due Monday)
Advanced ELA				Finish reading the novel <i>To Kill a Mockingbird</i> . Create an outline for AP Open response prompt essay..

On-Level Math	<a href="#">Quadrilaterals and Triangles in the Real World</a>	Big Ideas Lesson 8.1 <ul style="list-style-type: none"> <li>• Watch videos</li> <li>• Do try-it's</li> <li>• Pg 349 (9-21)</li> </ul>	Chapter 10 Practice Test on Big Ideas	Lesson 9.1 Practice on bigideasmath.com
Above-Level Math	Big Ideas 6.1-6.2 Review	Big Ideas Lesson 10.6 <ul style="list-style-type: none"> <li>• Watch videos</li> <li>• Do try-it's</li> <li>• Pg 443 (11-19)</li> </ul>	What is a Radical Worksheet	Best method for solving quadratic equations WS.
Science	Schoology assessment Video quiz on Property Changes	Schoology Assessment: Video Quiz on Newton's Laws	Schoology Assessment: Online Lab Review Quiz. Assignment from the Weather Textbook	Worksheet for the review of the movie "Contact"
Social Studies	Complete Bellringer and Read chapter 11 sections 6, 7 and complete the Loyalist/Patriot Chart on Schoology			
Spanish	Complete worksheet on using gustar with verbs/ fruit advertisement.	Complete worksheets on subject pronouns	7th Grade: Complete worksheet 47-48 (for family unit) Transitional: Tener Expressions worksheet	Complete worksheet on the verb pensar and and reading sheet about parties.
Reading Lab	ReadWorks: Using Fresh Water	ReadWorks: Malala	ReadWorks Poetry Remember	ReadWorks Poetry Remember
Math Lab	Xtra math	Xtra math	Khan Academy PLP	Extra Practice 9.1 WS
PE	Fitness article with questions	Fitness article with questions	Fitness article with questions	Fitness article with questions
Health		Digestive & Urinary System Activity	Brain Pop Activity	Unhealthy Relationships activity

		Complete 2 Paper People		
Band/Orchestra	You are watching the videos on how brass or string instrument videos are being made. You are to write down 5 facts per video. Please be descriptive .	You are watching the videos on how brass or string instrument videos are being made. You are to write down 5 facts per video. Please be descriptive .	You are watching the videos on how brass or string instrument videos are being made. You are to write down 5 facts per video. Please be descriptive .	You are watching the videos on how brass or string instrument videos are being made. You are to write down 5 facts per video. Please be descriptive .
Art	Draw a picture of something in their house. They can do this in a sketch notebook or in Sketches School app		They will visit the Art Institute website and find one artist or time period to write 3 paragraphs analyzing the artwork. In preparation for field trip later in year.	They will visit the Art Institute website and find one artist or time period to write 3 paragraphs analyzing the artwork. To reflect on previous field trip in 7th grade.
Music	Watch the YouTube video Melody vs. Harmony and answer the questions on Quizizz (link and code posted on Schoology).	Watch the Cups THUD video (link on Schoology). Answer the questions on the Google Form (link posted on Schoology).	Work on your GarageBand music. Fill out the Google Form describing your music-video connections (link posted on Schoology)	
STEM	20 minutes on <a href="http://typingtraining.com/">http://typingtraining.com/</a> or finish advertisement poster	You are an Engineer! Chose another scenario and invent a solution.		Gear Quiz
Extended Resource	<a href="#">Math only</a>  <a href="#">ELA and Math</a>			
Resource 5/6	Resource 5: Make a quick video doing angle aerobics. You need to make at least 15 angles (right, acute, obtuse) while playing your favorite SCHOOL APPROPRIATE song in the background. Bring your video to school on Monday.			

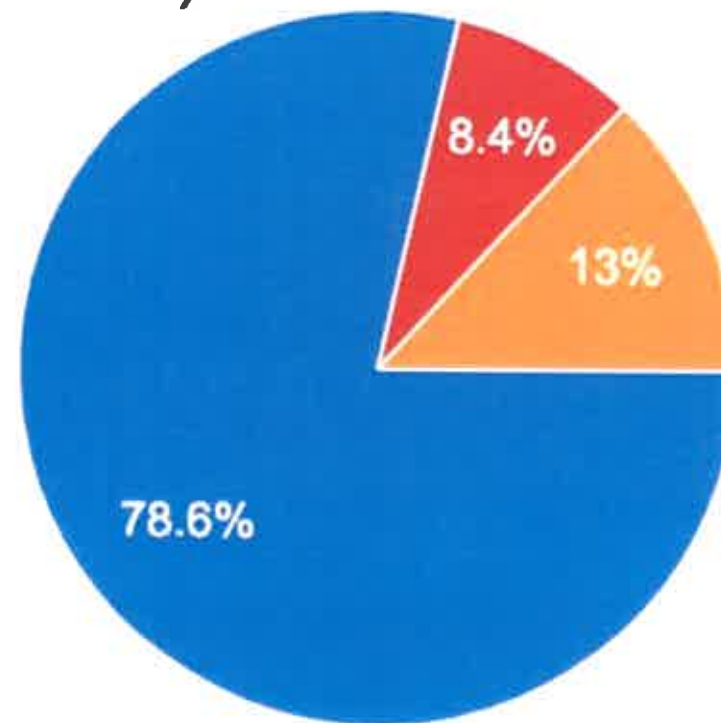
	<p>Resource 6: Instead of reading the article <i>The Time to Act is Now</i> and annotating, go to your Readworks account and read the article assigned to you. Annotate that article and take the quiz. PFNDVE is the class code and your password is 1234.</p>
--	---

## Appendix C



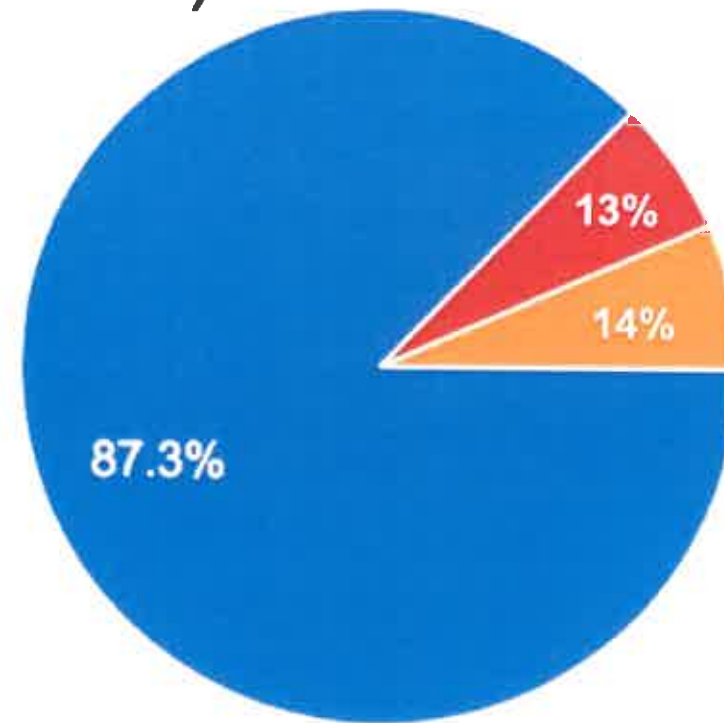
## eLearning -- Our Results (Parents)

Considering your child(ren)'s age(s), developmental level(s), and ability to focus on their work, how would you describe the activities assigned for English Language Arts, Mathematics, Science, and Social Studies.



## eLearning -- Our Results (Parents)

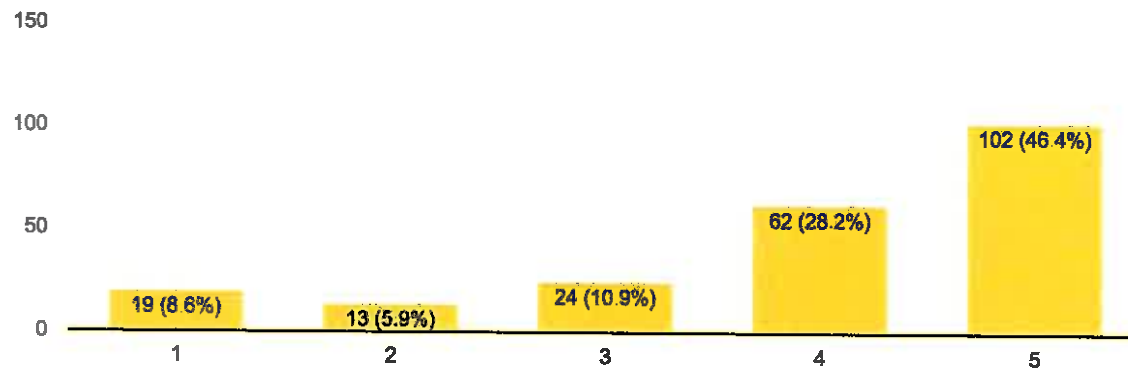
In general, the difficulty of the modules assigned was:



# eLearning -- Our Results (Parents)

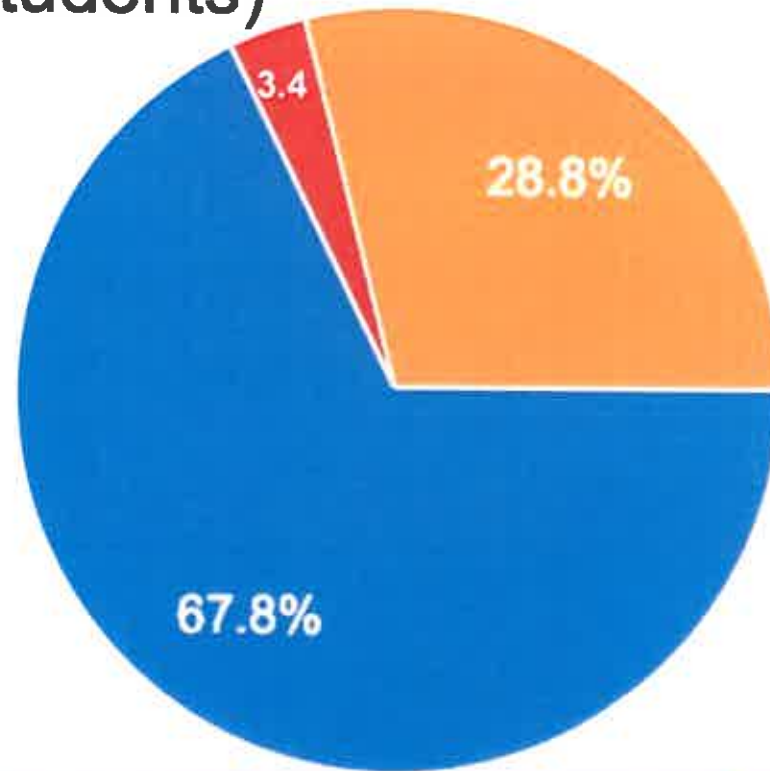
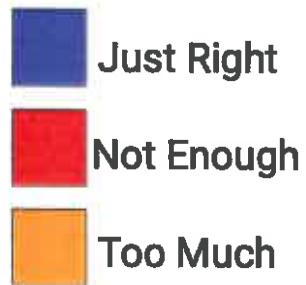
**Overall, the eLearning day was a positive and productive learning experience for my child(ren).**

220 responses



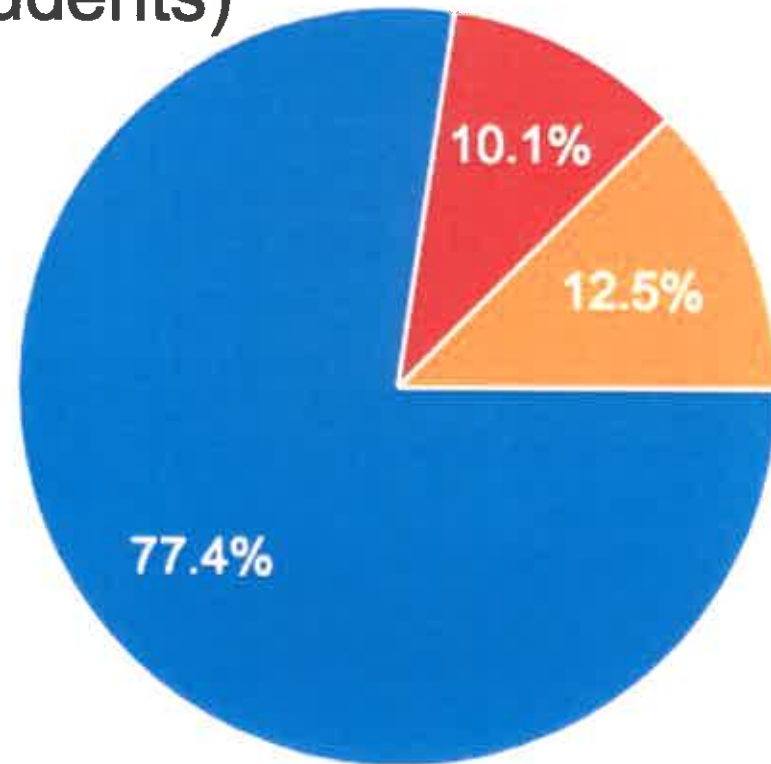
## eLearning -- Our Results (Students)

Was the amount of work in English Language Arts, Mathematics, Science, and Social Studies enough?



## eLearning -- Our Results (Students)

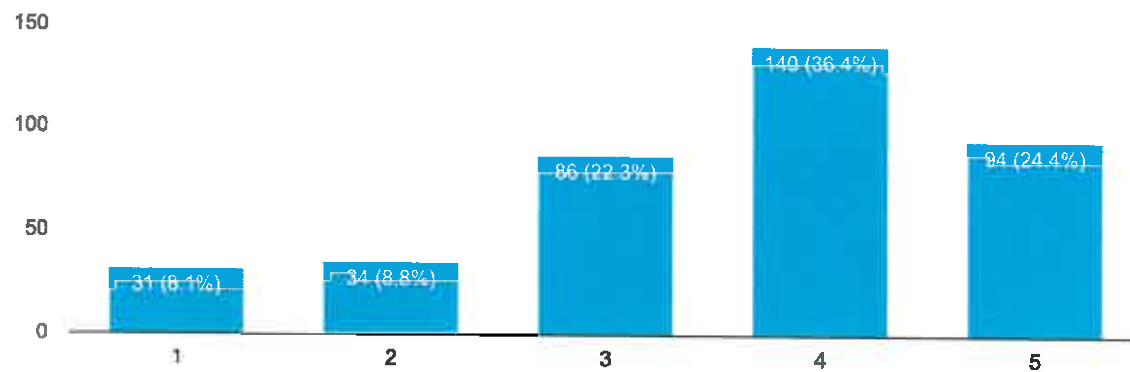
In general, the difficulty of the work assigned was:



# eLearning -- Our Results (Students)

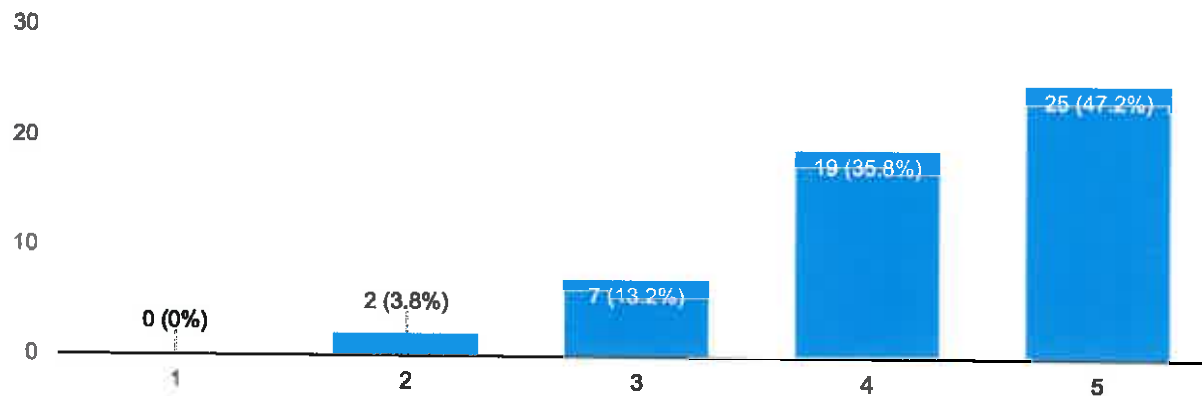
Overall, the eLearning day was a positive and productive learning experience for me.

385 responses



# eLearning -- Our Results (Staff)

The amount of time to plan for eLearning day was adequate.  
53 responses

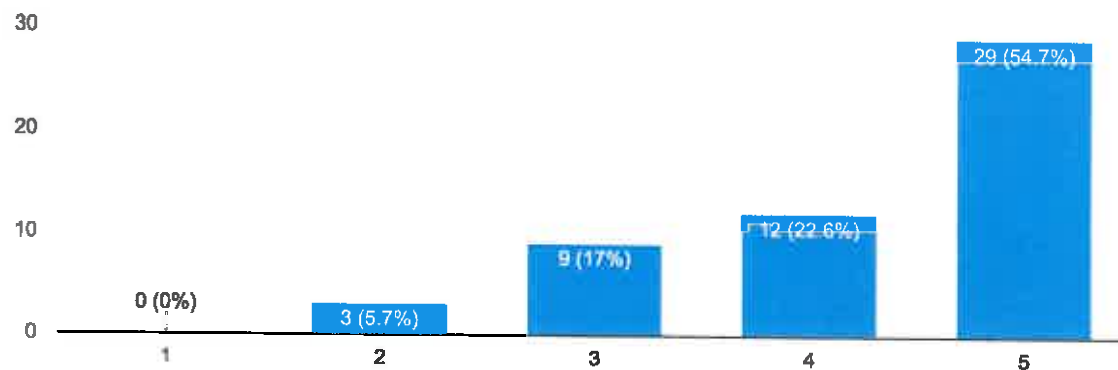




## eLearning -- Our Results (Staff)

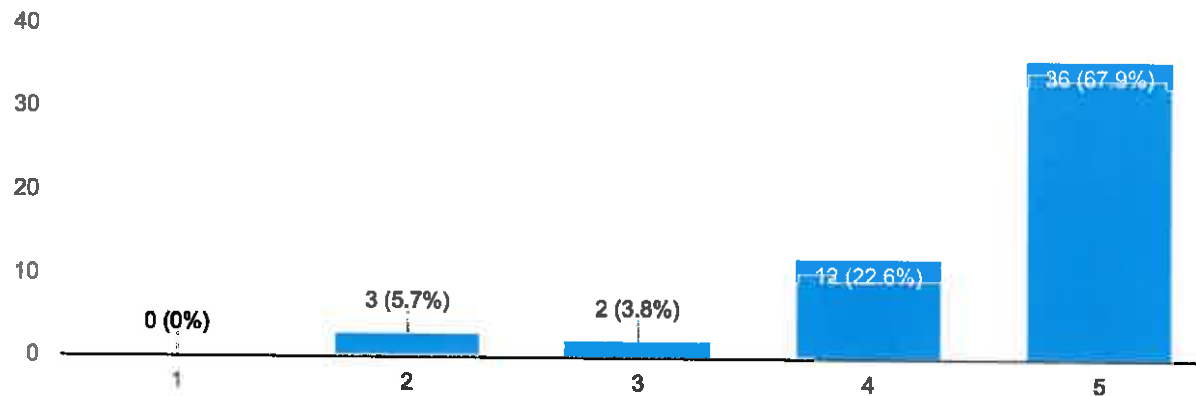
**I was able to monitor my students' progress as they completed the eLearning Day modules.**

53 responses



# eLearning -- Our Results (Staff)

**I was able to confidently check in assignments and attendance**  
53 responses



## Appendix D

**From:** Mark Klaisner mklaisner@west40.org  
**Subject:** E-Learning plans  
**Date:** August 9, 2019 at 5:32 PM  
**To:** Superintendents sups@west40.org  
**Cc:** Josh Boies jboies@west40.org



Good evening all,

**E-Learning Days:** You are probably already aware that the General Assembly adopted a resolution to allow school districts the option of using E-Learning days "while students are not physically present in lieu of the district's scheduled emergency days." ([Public Act 101-0012](#) pg 15 of the pdf) On Wednesday, Governor Pritzker signed this act into law. The legislation requires that your program be verified by the ROE/ISC on or before September 1. The ROEs/ISCs do not have the guidance we need at this time to approve those programs. Therefore, September 1 is to be considered a "soft" deadline, which means we have permission to approve these programs **after** September 1.

Before Board adoption and before your program can be sent to the ROE/ISC office, your school board must hold a public hearing at a regular or special BOE meeting for the initial proposal or renewal of your E-Learning program. At least 10 days before the public hearing, notice must be published for the public, to your collective bargaining unit representatives and to those employees not covered in a collective bargaining unit.

Specifically, the law states that your E-Learning program must:

- Ensure that all teachers and staff who may be involved in the provisions of e-learning have access to any and all hardware and software that may be required for the program
- Ensure and verify at least 5 clock hours of instruction or school work, as required under Section 10-19.05, for each student participating in an E-Learning day.
- Ensure access from home or other appropriate remote facility for all students participating, including computers, the Internet, and other forms of electronic communication that must be utilized in the proposed program
- Ensure that non-electronic materials are made available for students participating in the program who do not have access to the required technology or to participating teachers or students who are prevented from accessing the required technology
- Ensure appropriate learning opportunities for students with special needs
- Monitor and verify each student's electronic participation
- Address the extent to which student participation is within the student's control as to the time, pace, and means of learning
- Provide effective notice to students and their parents or guardians of the use of particular days for E-Learning
- Provide staff and students with adequate training for E-Learning days' participation
- Ensure an opportunity for any collective bargaining negotiations with representatives of the school district's employees that would be legally required, and including all classifications of school district employees who are represented by collective bargaining agreements and who would be affected in the event of an E-Learning day
- Review and revise the program as implemented to address difficulties confronted
- Ensure that the protocol regarding general expectations and responsibilities of the program is communicated to teachers, staff, and students at least 30 days prior to utilizing an E-Learning day.

The ROE offices are still waiting for guidance from ISBE. I anticipate that we will use a form/checklist to make sure that you have provided the proper notice to those who need it and that your program addresses the bullet points listed above.

I will share out more on this topic as it develops.

Respectfully,  
Mark

--

Dr. Mark A. Klaisner  
Executive Director  
West 40 ISC #2  
4413 Roosevelt Road  
Suite 104  
Hillside, IL 60162  
(708) 449-4284 X1000

# Appendix E



# Staff MacBook and iPad inventory

File Edit View Insert Format Data Tools Add-ons Help [All changes saved in Drive](#)



Undo Redo Print Copy Paste 100% \$ % .0 .00 123 Arial 12 B I S A [Grid Icon] [List Icon] [Filter Icon] [Zoom In Icon] [Zoom Out Icon] [Reset View Icon]

Elementary:

	A	B	C	D	E	F	G	H	
3	232	Spanish	McPherson	05/17/2017	1634	SC1MTJ1E1H3QD	1649	SDMPTL573HLF9	
4	231	Connections	Williamson		1945	SC1MW33VNJ1WK	1650	SDMPTL5AVHLF9	
5	234	4	Bedell		2281	CPWRK03RH3QD	2301	DMPRT2Y0G5VJ	
6	236	3	Windisch		2280	C1MRKZSTH3QD	2300	DMQRR2XNG5VJ	
7	233	4	Crist		2278	CPWRK0D0H3QD	2299	DMPRT3BMG5VJ	
8	235	4	DuVall		2279	CPWRK2DLH3QD	2298	DMPRT2W9G5VJ	
9	239	3	Griffin	01/23/2017	1585	SC1MT18XDH3QD	2548	DMPST4JWHG5D	
10	238	Resource	Martyn	01/23/2017	1574	SC1MT19C5H3QD	2545	SDMPSTE7FHG5D	
11	237	3	Braband	01/23/2017	1589	SC1MT191UH3QD	2546	DMPST4J6HG5D	
12	240	2	Minnasola	01/23/2017	1587	SC1MT19CKH3QD	2547	DMPSTE3MHG5D	
13	241	Speech	Mehlman		1935	SC02W879NJ1WK		not issued?	
14	125	math	Berwick	05/17/2017	1630	SC1MTJ2TEH3QD	1645	SDMPTK5RYHLF9	
15	136	2	Brade		2221	C02Q4BKFG940	1646	DMPTK4TMHLF9	
16	138	2	Halusek	05/17/2017	1622	SC1MTJ2SSH3QD	1647	DMPTLP3LHLF9	
17	134	2	Sheridan	05/17/2017	1633	SC1MTJ2SUH3QD	1648	SDMPTLGYQHHLF9	
18	144	Pre	Soverino		1947	SC1MW340UJ1WK	1960	GG7W28JSHLF9	
19	142	Pre	Neuberg		1948	SC1MW3400J1WK	1961	GG7W2A9FHLF9	
20	139	Pre	Kavanaugh		1950	SC1MW33YXJ1WK	1963	GG7W2AFAHLF9	
21	140	K	Zielke	8/14/2018	1595	FVFWLHLCJ1WK	Air 2017	2782	SDMQWLZHQJF8J
22	137	K	McFadden	05/17/2017	1620	SC1MTJ2M7H3QD		1638	DMPTK25LHLF9
23	135	K	Olsen		2224	C02Q4BJVG940		1639	DMPTL5BRHLF9
24	133	K	Oskroba	05/17/2017	1619	SC1MTJ2RZH3QD		1640	SDMPTK5R5HLF9
25	131	Pre	Jarosik		1951	SC1MW33ZUJ1WK		1964	GG7W2B61HLF9
26	123	Library	Steinmetz		no tag	C02Q4BJVG940	A1466 early 2015	2551	SDMPST26RHG5D
27	120	1	Arroyo	05/17/2017	1623	SC1MTJ2CGH3QD		1641	SDMPTL585HLF9
28	122	1	Vidakovich	05/17/2017	1624	SC1MTJ1Q5H3QD		1642	SDMPTL5DHHLF9
29	124	1	Holubecki	05/17/2017	1621	SC1MTJ2SZH3QD		1644	DMPTLPX1HLF9
30	105	SocWork	Dassinger		2223	C02Q4BKAG940	a1466 EARLY 2015	2233	

wh



## Invoice #20421

**From**

Schoolology, Inc.  
PO Box 200350  
Pittsburgh, PA 15251-0350

**Bill To**

Dave Palzet  
Pleasantdale Sd 107  
7450 Wolf Rd  
Burr Ridge, IL 60527-7714  
USA

**Invoice Summary**

<b>Invoice Number</b>	20421
<b>Date</b>	03/27/2019
<b>Terms</b>	Net 30
<b>Due Date</b>	04/26/2019
<b>Amount Due (USD)</b>	\$ 6,220.00

**Description**

Enterprise Subscription (04/01/2019 to 03/31/2020)


Quantity	Rate	Amount
850	10.00	8,500.00
<b>Subtotal</b>		8,500.00
<b>Applied Amount</b>		-2,280.00
<b>Amount Due (USD)</b>		\$ 6,220.00

**Pay by Check**

Remit check payments to:  
Schoolology, Inc.  
PO Box 200350  
Pittsburgh, PA 15251-0350

**Pay by Wire Transfer**

Account Name: Schoolology, Inc.  
Bank Name: Silicon Valley Bank  
Bank Address: 3003 Tasman Drive  
Santa Clara, CA 95054  
Routing Number: 121140399  
Account Number: 3302137684  
Swift Code: SVBKUS65



105 2225 4400 100 = 3110  
200 = 3110



View Check

Print

Bank Account

Account: Payable 107198361

Status: Printed

Check Information

Account Data

Pay Check Data

Additional Check Info

Pay To The Order Of

**Pleasantdale School District 107**

Schoolage Incorporated

PO Box 200350

Pittsburgh, PA 15251-0350

Check #

107804075

Date

05/15/2019

Amount

\$6,270.00












Six Thousand Two Hundred Twenty and 00/100 Dollars

Mode View - Record 1 of 1

Cancel

Help

Search for users or settings

	Users	Showing users from Elementary	Add new user	Bulk upload users	Download users	More
ganizational units	Add filters					
ted organizational units						
	<input type="checkbox"/>	Name ↑	Email	Status	Last login	Email
	<input type="checkbox"/>	 Alison Cooke	alcooke@district.org	Active	2/16/2020	alcooke@district.org
	<input type="checkbox"/>	 Allison Bronsteader	abronsteader@district.org	Active	2/16/2020	abronsteader@district.org
	<input type="checkbox"/>	 Ally Gilmer	agilmer@district.org	Active	2/16/2020	agilmer@district.org
ors	<input type="checkbox"/>	 Almir Emso	aemso@district.org	Active	2/16/2020	aemso@district.org
nt OU for Testing	<input type="checkbox"/>	 Amy Windisch	awindisch@district.org	Active	2/16/2020	awindisch@district.org
	<input type="checkbox"/>	 Amy Zielke	azielke@district.org	Active	2/16/2020	azielke@district.org
tary	<input type="checkbox"/>	 Amy Duvall	aduvall@district.org	Active	2/16/2020	aduvall@district.org
ab - DO NOT USE	<input type="checkbox"/>	 Andrea Green	agreen@district.org	Active	2/16/2020	agreen@district.org
	<input type="checkbox"/>	 Angela Tindall	atindall@district.org	Active	2/16/2020	atindall@district.org
	<input type="checkbox"/>	 Barb Prisco	bprisco@district.org	Active	2/16/2020	bprisco@district.org
	<input type="checkbox"/>	 Bernadette Kosnick	bkosnick@district.org	Suspended	2/16/2020	bkosnick@district.org

### Extended Absence Procedures

Regular attendance is vital to success in school. Parents or guardians are expected to maintain a regular attendance pattern for their children and to inform the school of any absence and its cause. Family vacations planned on school attendance days are discouraged.

An extended planned absence constitutes five or more missed school days. Parents are requested to notify their child's teacher and the school office in writing five days prior to an extended planned absence, stating the specific dates the student will not be in attendance.

There are many different learning activities and opportunities going on in classrooms each day. Not all can be done independently as most require some level of prior instruction from the classroom teacher. Therefore, teachers will gather work as feasible. Other assignments will be saved for the child to do after the extended absence. Any work that is given at the beginning of an extended absence should be done by the time the child returns to school.

There are several ways to assist your child in the maintenance of his/her skills during an extended absence:

- Read books for pleasure.
- Practice math facts (flashcards).
- Write about the events each day in a journal.
- Learn interesting facts about the place being visited.

These procedures are intended to help parents and students understand the academic responsibilities relative to extended absences. Questions should be directed to teachers or the school office.

### 2.30 - Release Time for Religious Instruction & Observance

A student shall be released from school, as an excused absence, for the purpose of observing a religious holiday. Prior to the holiday, parents and/or guardians should inform the school of the absence and reason for the absence.

### 2.40 - Make-Up Work

Students are responsible for their schoolwork when they are absent. Parents and students can use Schoology, our online Learning Management System, to check for assignments. Arrangements be made for someone to pick up the assignments from the school office between 3:20 and 4:00 p.m.

Family vacations while school is in session are discouraged. When the student returns, it is the responsibility of the parent and student to arrange for completion of work that has been missed.

If a student's absence is excused or if a student is suspended from school, he/she will be permitted to make up all missed work, including homework and tests, for equivalent academic credit.

Teachers will assist and determine a deadline for making up the missed work.

### 2.50 - Truancy

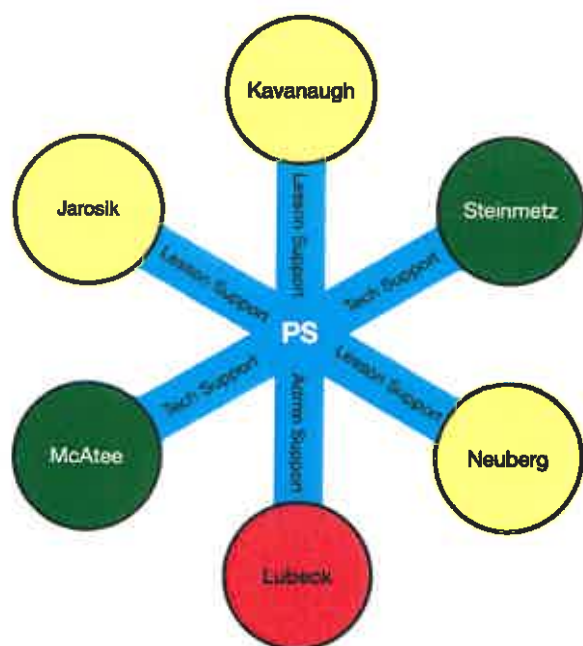
A chronic or habitual truant, as defined by Illinois School Code, is a student who misses 5% or more of the previous 180 regular attendance days without valid cause. Chronic or habitual truants could be referred to the county truancy service and/or the police department.

The following resources and supportive services are available as appropriate to students with chronic or habitual attendance problems and their parents or guardians (as indicated in 26.13 of the School Code):

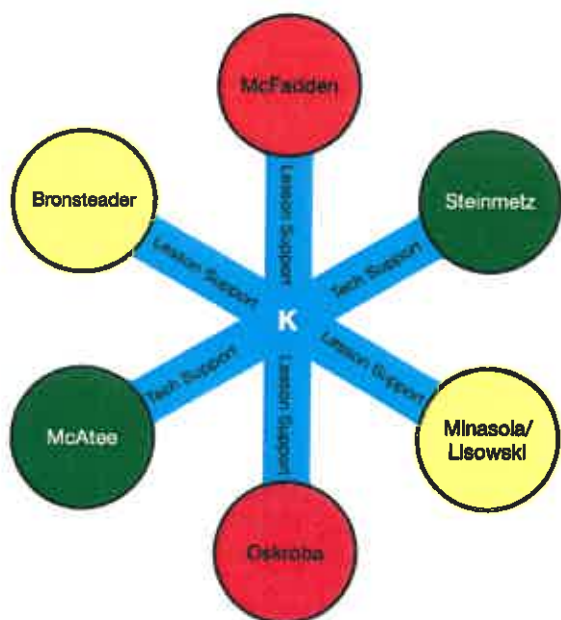
- Conferences with school personnel
- Counseling/testing services of school social workers and school psychologists
- Referral to community agencies for appropriate services
- Special education assessment

## Back-up Contacts for eLearning Day

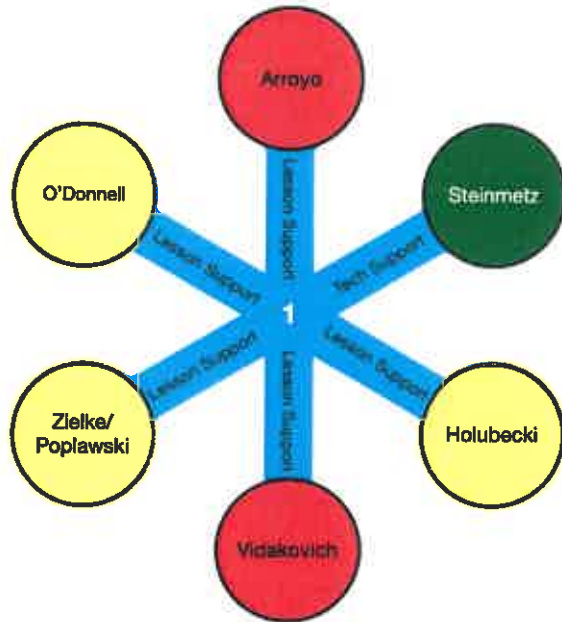
If you are unable to contact your child's teacher please use the appropriate contact tree for your child's grade level.



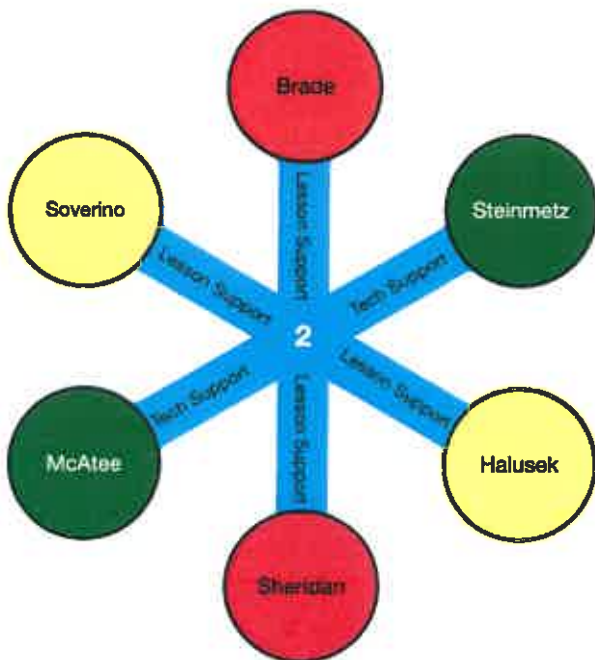
Preschool	
Name	Email Address
Ms. Kavanaugh	mavanaugh@d107.org
Ms. Jarosik	mjarosik@d107.org
Ms. Neuberg	mneuberg@d107.org
Mr. McAtte (Tech)	jmcatee@d107.org
Mrs. Steinmetz (Tech)	rsteinmetz@d107.org



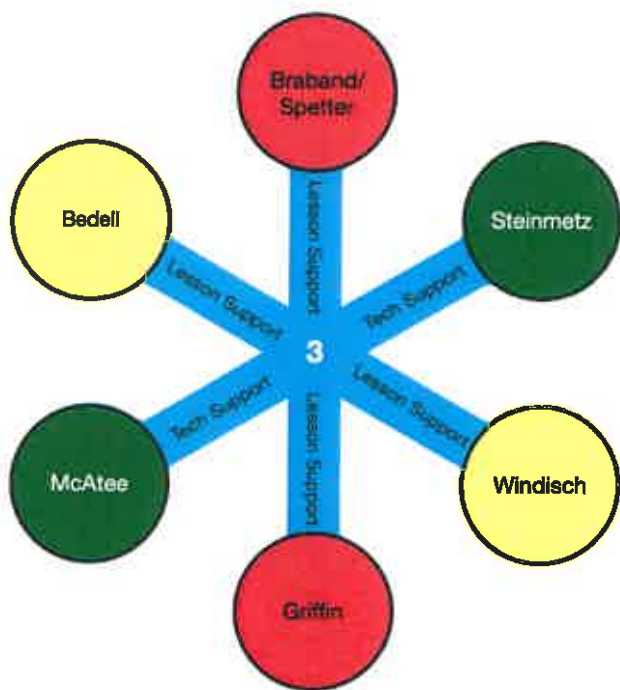
Kindergarten	
Name	Email Address
Ms. Bronsteader	abronsteader@d107.org
Ms. Minasola & Mrs. Lisowski	<a href="mailto:mminasola@d107.org">mminasola@d107.org</a> kalisowski@d107.org
Mrs. McFadden	kmcfadden@d107.org
Mrs. Oskroba	eoskroba@d107.org
Mr. McAtte (Tech)	jmcatee@d107.org
Mrs. Steinmetz (Tech)	rsteinmetz@d107.org



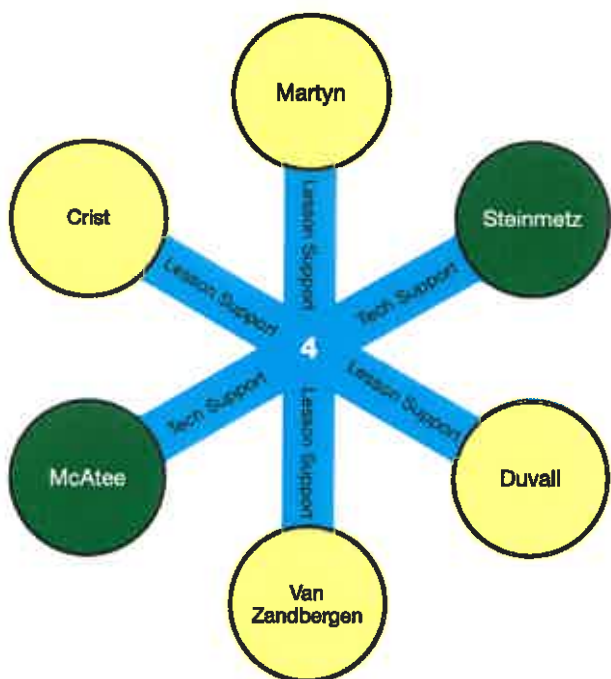
First Grade	
Name	Email Address
Mrs. Arroyo	larroyo@d107.org
Mrs. Vidakovich	mvidakovich@d107.org
Mrs. Holubecki	jholubecki@d107.org
Mrs. Zielke and Mrs. Poplawski	<a href="mailto:azielke@d107.org">azielke@d107.org</a> spoplawski@d107.org
Ms. O'Donnell	hodonnell@d107.org
Mr. McAtte (Tech)	jmcatee@d107.org
Mrs. Steinmetz (Tech)	rsteinmetz@d107.org



Second Grade	
Name	Email Address
Mr. Brade	wbrade@d107.org
Mrs. Sheridan	lsheridan@d107.org
Mrs. Halusek	mhalusek@d107.org
Ms. Soverino	jsoverino@d107.org
Mr. McAtte (Tech)	jmcatee@d107.org
Mrs. Steinmetz (Tech)	rsteinmetz@d107.org



Third Grade	
Name	Email Address
Mrs. Braband & Mrs. Spetter	<a href="mailto:stephanie.braband@d107.org">stephanie.braband@d107.org</a> <a href="mailto:dspetter@d107.org">dspetter@d107.org</a>
Mrs. Griffin	<a href="mailto:kgriffin@d107.org">kgriffin@d107.org</a>
Mrs. Windisch	<a href="mailto:awindisch@d107.org">awindisch@d107.org</a>
Mrs. Bedell	<a href="mailto:wbedell@d107.org">wbedell@d107.org</a>
Mr. McAtee (Tech)	<a href="mailto:jmcatee@d107.org">jmcatee@d107.org</a>
Mrs. Steinmetz (Tech)	<a href="mailto:rsteinmetz@d107.org">rsteinmetz@d107.org</a>



Fourth Grade	
Name	Email Address
Ms. Martyn	<a href="mailto:bmartyn@d107.org">bmartyn@d107.org</a>
Mrs. Duvall	<a href="mailto:aduvall@d107.org">aduvall@d107.org</a>
Mrs. Crist	<a href="mailto:jcrist@d107.org">jcrist@d107.org</a>
Ms. Van Zandbergen	<a href="mailto:tvanzandbergen@d107.org">tvanzandbergen@d107.org</a>
Mr. McAtee (Tech)	<a href="mailto:jmcatee@d107.org">jmcatee@d107.org</a>
Mrs. Steinmetz (Tech)	<a href="mailto:rsteinmetz@d107.org">rsteinmetz@d107.org</a>

The first contact for middle school teachers should be the teacher who made the assignment. If the assigning teacher is not available, any other member of the grade level team should be contacted.

5th Grade		
Teacher	Email Address	Subject
Mrs. Lauermann	jlauermann@d107.org	Science
Ms. McCarter	mmccarter@d107.org	Math
Mr. Ratcliff	dratcliff@d107.org	Social Studies
Mrs. Triggs	btriggs@d107.org	ELA
Ms. Miglieri	jmiglieri@d107.org	co-teacher

6th Grade		
Teacher	Email Address	Subject
Mrs. Schmager	nschmager@d107.org	ELA
Mrs. Kim	tkim@d107.org	Science
Mr. Madsen	tmadsen@d107.org	Social Studies
Ms. Szymczak	aszymczak@d107.org	ELA
Mrs. Riordan	priordan@d107.org	Math
Ms. Hughes	shughes@d107.org	co-teacher

7th Grade		
Teacher	Email Address	Subject
Ms. August	aaugust@d107.org	Math
Mrs. Deaton	ndeaton@d107.org	ELA
Mrs. Falout	kfalout@d107.org	Math/Science
Mrs. Gilmartin	cgilmartin@d107.org	ELA
Mr. Madsen	tmadsen@d107.org	Social Studies
Ms. Kelly	pkelly@d107.org	co-teacher




8th Grade		
Teacher	Email Address	Subject
Mr. Busch	ebusch@d107.org	Social Studies
Mrs. Ayala	sayala@d107.org	Math
Mrs. Johnson	jjohnson@d107.org	ELA
Mrs. Deaton	ndeaton@d107.org	ELA
Mr. Reid	jreid@d107.org	Science
Mr. Munchoff	jmunchoff@d107.org	co-teacher

Specials/PE		
Teacher	Email Address	Subject
Ms. Driscoll	jdriscoll@d107.org	Health
Mr. Bell	fbell@d107.org	Band
Ms. Lewellyan	klewellyan@d107.org	STEM
Mrs. Ortiz	sortiz@d107.org	Math Improvement
Mr. Tatina	ttatina@d107.org	Music
Mr. Dreher	mdreher@d107.org	PE
Ms. Newberry	jnewberry@d107.org	PE
Mrs. Truesdale	ltruesdale@d107.org	PE

Technology Support		
Teacher	Email Address	Subject
Mr. Simmons	tsimmons@d107.org	Technology
Mrs. Bubulka	mbubulka@d107.org	Technology Coach



# Assignment/Activity Inventory

Pleasantdale Elementary School			
Grade/Department	ELA	Math	Specials
Preschool	Read any story you have at home together. When you are finished have your child draw a picture of his or her favorite character. When the drawing is finished, have your child tell you about the picture and dictate what he or she said on the paper. <b>(Send back to school)</b>	Ladybug math (0-10) counting, number recognition, 1:1 Ladybug packet will be sent home to be returned to school.	P.E.-Yoga: <a href="https://www.youtube.com/watch?v=5XCQfYsFa3Q&amp;t=147s">https://www.youtube.com/watch?v=5XCQfYsFa3Q&amp;t=147s</a> Gonoodle: <a href="https://www.youtube.com/watch?v=lmhi98dHa5w">https://www.youtube.com/watch?v=lmhi98dHa5w</a>  Art: sidewalk chalk, paint a picture
Kindergarten	Read for 15 minutes on Raz Kids or from your favorite books from home.	Complete 15 minutes of Freckle Math or write word problems.	
First	<p>Seesaw Teacher Created Activity</p> <p>Moosetache</p> <p>1. Click the add button.</p> <p>2. Listen to the story "Moosetache", read by Mrs. Holubecki. ( Click on the play button to start the video.)</p> <ul style="list-style-type: none"> <li>3. Use the</li> </ul> 	<p>Seesaw Activity</p> <p>Telling Time Game</p> <ol style="list-style-type: none"> <li>1. Click on the link by touching the picture on the left.</li> <li>2. Choose the box- MINUTE box and the 12 box</li> <li>3. Play until your score reaches 100.</li> <li>4. Snap a screenshot of your score.</li> <li>5. Hit the Add button and upload the picture with your score</li> <li>6. If you have time, go back and play until you get 100 with no mistakes</li> </ol>	

	<p>button to take a selfie in a silly place.</p> <ul style="list-style-type: none"> <li>4. Use the</li> <li></li> </ul> <p>tool to draw a "moosetache"</p> <ul style="list-style-type: none"> <li>5. Tap</li> <li></li> <li>and write your moosetache adventure.</li> </ul>	<p><b>Adding 20 to a 2 digit number</b></p> <ul style="list-style-type: none"> <li>Click "add"</li> <li>Click</li> <li></li> </ul> <p>Choose a colored number. Add 20.</p> <ul style="list-style-type: none"> <li>Using the</li> <li></li> <li>tool, click on the answer (blue handles will appear), move it to the colored number.</li> </ul>	
Second	<ul style="list-style-type: none"> <li>Using PebbleGo, research a biography and gather relevant facts.</li> </ul>	<ul style="list-style-type: none"> <li>Complete 20 minutes of Freckle.</li> </ul>	
Third	<ul style="list-style-type: none"> <li>Complete the online readworks assignment "Using Technology to Help Animals" and submit.</li> </ul>	<ul style="list-style-type: none"> <li>Complete Daily Warm up "Friday", take a picture of your work, and post it to the discussion page.</li> <li>Complete math packet and turn in on Monday.</li> </ul>	
Fourth	4D/4C Listen to the assigned episodes of the Mars Patel	4D/4C Using the google form, answer the 30 math questions your	

	podcast, complete podcast packet pages and do one Readworks assignment with questions 4B/M - Read Chapter 8 of <u>Riding Freedom</u> and complete questions in packet.	teacher has posed. 4B/M Complete Quizizz. Complete paper packet. Berwick: take pictures of shapes at home or community and complete workbook pages	
Extended Resource	Individualized Freckle Assignments: either assigned an emerging reader Teddy Bears story and questions or an adapted Jellies reading, questions, and writing assignment.	Individualized Freckle Assignments: either assigned individual level goals on math practice or number facts or an adapted assignment for addition and subtraction within 100	

Pleasantdale Middle School

	Fifth	Sixth	Seventh	Eighth
On-Level ELA	<p>Read, annotate, and answer questions for the Newsela article: <u>Everyday Mysteries: Why we have daylight savings time</u> (also posted to Schoology Calendar + Resources)</p> <p>Continue working on 39 <i>Clues</i> materials</p>	<p>Go to the website: <u>What is teen activism</u> and take notes in WW notebook.</p> <p>Watch video: <u>How Simple Actions Can Be A Form of teen Activism</u> and take notes in WW notebook.</p> <p>Continue teen activism research in GoogleSlides</p> <p>Read and annotate Newsela article: <u>The "time to act is</u></p>	<p>Go to the website commonlit.org and read the article "Why Teens find the End of the World So Appealing."</p> <p>Complete the guided reading questions and write the answer to the assessment using text evidence.</p> <p>Be prepared to discuss it.</p>	<p>Go to the website commonlit.org and read the article "Someone Might Be Watching, an Introduction to Dystopian Fiction."</p> <p>Complete the guided reading questions and write the answer to the assessment using text evidence.</p> <p>Be prepared to discuss it.</p>

		<a href="#">now": Sixth-graders march to give kids a voice</a>	Read your choice reading novel.	<p>Read your choice reading novel.</p> <p>Read your group's assigned pages in your Lit. Circle Sci-Fi novel and do LC #4 Prep page (#4 Lit Circle Monday)</p>
Extended ELA		<p>Go to website <a href="#">What is teen activism</a> and take notes in WW notebook..</p> <p>Watch video: <a href="#">How simple actions can be a form of teen activism</a> and take notes in WW notebook.</p> <p>Read and annotate Newsela article: <a href="#">The time to act is now: Sixth graders march to give kids a voice.</a></p> <p>Create a Weathergram using templates given in class and the following: <a href="#">Video</a> <a href="#">Template</a> and <a href="#">Calligraphy</a></p> <p>Weathergrams will be collected in class on Monday 4/19</p>	<p>Go to the website commonlit.org and read the article "Hello, My Name Is__."</p> <p>Complete the guided reading questions and write the answer to the assessment using text evidence.</p> <p>Be prepared to discuss it.</p> <p>Continue working on rough draft of your memoir.</p>	<p>Complete last slide/s for CRM Research Project Presentation (due Monday)</p>
Advanced ELA				<p>Finish reading the novel <i>To Kill a Mockingbird</i>. Create an outline for AP Open response prompt essay..</p>

On-Level Math	<a href="#">Quadrilaterals and Triangles in the Real World</a>	Big Ideas Lesson 8.1 <ul style="list-style-type: none"> <li>• Watch videos</li> <li>• Do try-it's</li> <li>• Pg 349 (9-21)</li> </ul>	Chapter 10 Practice Test on Big Ideas	Lesson 9.1 Practice on bigideasmath.com
Above-Level Math	Big Ideas 6.1-6.2 Review	Big Ideas Lesson 10.6 <ul style="list-style-type: none"> <li>• Watch videos</li> <li>• Do try-it's</li> <li>• Pg 443 (11-19)</li> </ul>	What is a Radical Worksheet	Best method for solving quadratic equations WS.
Science	Schoology assessment Video quiz on Property Changes	Schoology Assessment: Video Quiz on Newton's Laws	Schoology Assessment: Online Lab Review Quiz. Assignment from the Weather Textbook	Worksheet for the review of the movie "Contact"
Social Studies	Complete Bellringer and Read chapter 11 sections 6, 7 and complete the Loyalist/Patriot Chart on Schoology			
Spanish	Complete worksheet on using gustar with verbs/ fruit advertisement.	Complete worksheets on subject pronouns	7th Grade: Complete worksheet 47-48 (for family unit) Transitional: Tener Expressions worksheet	Complete worksheet on the verb pensar and and reading sheet about parties.
Reading Lab	ReadWorks: Using Fresh Water	ReadWorks: Malala	ReadWorks Poetry Remember	ReadWorks Poetry Remember
Math Lab	Xtra math	Xtra math	Khan Academy PLP	Extra Practice 9.1 WS
PE	Fitness article with questions	Fitness article with questions	Fitness article with questions	Fitness article with questions
Health		Digestive & Urinary System Activity	Brain Pop Activity	Unhealthy Relationships activity

		Complete 2 Paper People		
Band/Orchestra	You are watching the videos on how brass or string instrument videos are being made. You are to write down 5 facts per video. Please be descriptive .	You are watching the videos on how brass or string instrument videos are being made. You are to write down 5 facts per video. Please be descriptive .	You are watching the videos on how brass or string instrument videos are being made. You are to write down 5 facts per video. Please be descriptive .	You are watching the videos on how brass or string instrument videos are being made. You are to write down 5 facts per video. Please be descriptive .
Art	Draw a picture of something in their house. They can do this in a sketch notebook or in Sketches School app		They will visit the Art Institute website and find one artist or time period to write 3 paragraphs analyzing the artwork. In preparation for field trip later in year.	They will visit the Art Institute website and find one artist or time period to write 3 paragraphs analyzing the artwork. To reflect on previous field trip in 7th grade.
Music	Watch the YouTube video Melody vs. Harmony and answer the questions on Quizizz (link and code posted on Schoology).	Watch the Cups THUD video (link on Schoology). Answer the questions on the Google Form (link posted on Schoology).	Work on your GarageBand music. Fill out the Google Form describing your music-video connections (link posted on Schoology)	
STEM	20 minutes on <a href="http://typingtraining.com/">http://typingtraining.com/</a> or finish advertisement poster	You are an Engineer! Chose another scenario and invent a solution.		Gear Quiz
Extended Resource	<a href="#">Math only</a>  <a href="#">ELA and Math</a>			
Resource 5/6	Resource 5: Make a quick video doing angle aerobics. You need to make at least 15 angles (right, acute, obtuse) while playing your favorite SCHOOL APPROPRIATE song in the background. Bring your video to school on Monday.			

	Resource 6: Instead of reading the article <i>The Time to Act is Now</i> and annotating, go to your Readworks account and read the article assigned to you. Annotate that article and take the quiz. PFNDVE is the class code and your password is 1234.
--	--

## Home Access Survey

Student Information Here

Dear Parent(s),

In the event of severe weather, the District would like to have the ability to use an eLearning Day. The goal of the eLearning Day would be to maintain the continuity of instruction for students and would allow us to NOT make up a day at the end of the school year. To ensure a successful eLearning Day we are asking all parents to complete this short survey and return it to your child's teacher.

1. Do you have internet access in your home?

- ☐ Yes
- ☐ No

2. If the answer to question 1 is "yes" please let us know the source of your home internet.

- ☐ Home wifi (e.g. Comcast, AT&T, Direct TV)
- ☐ Hotspot
- ☐ Cellular Phone

3. If the answer to question 1 is "no" please provide us with the best number to reach you to arrange for internet solution.

- ☐ Phone Number:

4. Please identify all internet capable devices you may have in your home. (please select all that apply)

- ☐ Desktop Computer
- ☐ Laptop Computer
- ☐ Tablet
- ☐ Phone
- ☐ Other \_\_\_\_\_





Invoice Number Account Number Date Due Page  
9830735669 342166106-00001 06/15/19 7 of 10

## Summary for Frank Adams: 708-927-0153

### Your Plan

**Flat Rate Mobile Broadband**  
\$35.99 monthly charge  
\$.25 per minute

**MBB Unlimited**  
Unlimited monthly gigabyte

Have more questions about your charges?  
Get details for usage charges at  
[www.vzw.com/mybusinessaccount](http://www.vzw.com/mybusinessaccount)

### Monthly Charges

Flat Rate Mobile Broadband	05/24 - 06/23	35.99
		<b>\$35.99</b>

### Usage and Purchase Charges

Data	Allowance	Used	Billable	Cost
Gigabyte Usage	<i>gigabytes</i> unlimited	.723		
Total Data				\$ .00

**Total Usage and Purchase Charges** **\$ .00**

#### Surcharges

Regulatory Charge	.02
	<b>\$ .02</b>

**Total Current Charges for 708-927-0153** **\$36.01**



Invoice Number   Account Number   Date Due   Page  
9830735669   342166106-00001   06/15/19   8 of 10

## Summary for Frank Adams: 708-927-1893

### Your Plan

**Flat Rate Mobile Broadband**

\$35.99 monthly charge

\$.25 per minute

**MBB Unlimited**

Unlimited monthly gigabyte

Have more questions about your charges?  
Get details for usage charges at  
[www.vzw.com/mybusinessaccount](http://www.vzw.com/mybusinessaccount).

### Monthly Charges

<b>Flat Rate Mobile Broadband</b>	<b>05/24 – 06/23</b>	<b>35.99</b>
		<b>\$35.99</b>

**Surcharges**

<b>Regulatory Charge</b>	<b>.02</b>
	<b>\$.02</b>

<b>Total Current Charges for 708-927-1893</b>	<b>\$36.01</b>
---	----------------



Invoice Number Account Number Date Due Page  
9830735669 342166106-00001 06/15/19 9 of 10

## Summary for Frank Adams: 708-927-2269

### Your Plan

**Flat Rate Mobile Broadband**  
\$35.99 monthly charge  
\$.25 per minute

**MBB Unlimited**  
Unlimited monthly gigabyte

Have more questions about your charges?  
Get details for usage charges at  
[www.vzw.com/mybusinessaccount](http://www.vzw.com/mybusinessaccount)

### Monthly Charges

<b>Flat Rate Mobile Broadband</b>	05/24 – 06/23	35.99
		<b>\$35.99</b>

### Usage and Purchase Charges

Messaging	Allowance	Used	Billable	Cost
Text – Rcv'd	messages	1	1	.02
<b>Total Messaging</b>				<b>\$0.02</b>

Data	Allowance	Used	Billable	Cost
Gigabyte Usage	gigabytes	.268	—	—
<b>Total Data</b>				<b>\$0.00</b>

**Total Usage and Purchase Charges** **\$0.02**

<b>Surcharges</b>	
Regulatory Charge	.02
	<b>\$0.02</b>

**Total Current Charges for 708-927-2269** **\$36.03**

## eLearning Day Feedback Survey (Parents)

As you know, this week's eLearning day was a new experience for all of us. In the spirit of continuous improvement we are asking you to complete this short survey. The data collected will be analyzed along with the information that has been gathered from students and staff in order to make potential future eLearning days more beneficial.

You can either respond once for each child in your household, or combine your experiences into a single survey response.

**\* Required**

### 1. Grade Level (check all that apply) \*

*Check all that apply.*

- ☐ Preschool
- ☐ Kindergarten
- ☐ 1
- ☐ 2
- ☐ 3
- ☐ 4
- ☐ 5
- ☐ 6
- ☐ 7
- ☐ 8

### 2. Quantity of activities: Considering your child(ren)'s age(s), developmental level(s), and ability to focus on their work, how would you describe the activities assigned for English Language Arts, Mathematics, Science, and Social Studies:

*Mark only one oval.*

- ☐ Just Right
- ☐ Not Enough
- ☐ Too Much

### 3. Art, World Language, Music, P.E., etc.:

*Mark only one oval.*

- ☐ Just Right
- ☐ Not Enough
- ☐ Too Much

**11. As a parent or guardian, the eLearning day was a productive experience for me.**

*Mark only one oval.*

	1	2	3	4	5	
Strongly Disagree	<input type="radio"/>	<input type="radio"/>	<input type="radio"/>	<input type="radio"/>	<input type="radio"/>	Strongly Agree

**12. In the future, I would prefer**

*Mark only one oval.*

- ☐ eLearning Days
- ☐ Make-up days at the end of the school year
- ☐ A combination of eLearning days and make-up days at the end of the year.

**13. Briefly identify those aspects that were particularly successful and/or suggestions for improvement.**

Powered by  
 Google Forms

## eLearning Day Feedback Survey (Staff)

This week's eLearning day was a new experience for all of us. In the spirit of continuous improvement we are asking you to complete this short survey. The data collected will be analyzed along with the information that has been gathered from students and parents in order to make potential future eLearning days more beneficial.

**\* Required**

## 1. School \*

Mark only one oval.

- ☐ Pleasantdale Elementary
- ☐ Pleasantdale Middle
- ☐ LADSE

**2. The amount of time to plan for eLearning day was adequate.**

*Mark only one oval.*

- 1 2 3 4 5
- Strongly Disagree Strongly Agree

**3. I was able to use available technology to plan for eLearning activities.**

**Mark only one oval.**

- 1 2 3 4 5
- Strongly Disagree Strongly Agree

#### 4. I was able to work with other professionals to plan eLearning Day activities

Mark only one oval.

- 1 2 3 4 5
- Strongly Disagree Strongly Agree

**5. The directions from administration for eLearning day were clearly communicated.**

Mark only one oval.

- 1 2 3 4 5
- Strongly Disagree Strongly Agree

**6. I was able to clearly communicate the expectations for eLearning day to my students.**

*Mark only one oval.*

	1	2	3	4	5	
Strongly Disagree	<input type="radio"/>	<input type="radio"/>	<input type="radio"/>	<input type="radio"/>	<input type="radio"/>	Strongly Agree

**7. I was able to monitor my students' progress as they completed the eLearning Day modules.**

*Mark only one oval.*

	1	2	3	4	5	
Strongly Disagree	<input type="radio"/>	<input type="radio"/>	<input type="radio"/>	<input type="radio"/>	<input type="radio"/>	Strongly Agree

**8. Did any students/parents contact you for help during eLearning day?**

*Mark only one oval.*

☐ Yes

☐ No

**9. If yes, to the question above, were you able to confidently help your student(s)?**

*Mark only one oval.*

☐ Yes

☐ No

☐ Students did not reach out for help

**10. I was able to monitor my students' progress though Schoology/Seesaw/G-Suite.**

*Mark only one oval.*

	1	2	3	4	5	
Strongly Disagree	<input type="radio"/>	<input type="radio"/>	<input type="radio"/>	<input type="radio"/>	<input type="radio"/>	Strongly Agree

**11. Any technology issues were addressed by Pleasantdale technology staff.**

*Mark only one oval.*

☐ Yes

☐ No

☐ I did not experience technology issues

**12. I was able to confidently check in assignments and attendance**

*Mark only one oval.*

	1	2	3	4	5	
Strongly Disagree	<input type="radio"/>	<input type="radio"/>	<input type="radio"/>	<input type="radio"/>	<input type="radio"/>	Strongly Agree

**13. In the future, I would prefer**

*Mark only one oval.*

- ☐ eLearning Days
- ☐ Make-up days at the end of the school year
- ☐ A combination of eLearning days and make-up days at the end of the year.

**14. Briefly identify those aspects that were particularly successful and/or suggestions for improvement.**



# eLearning Day Feedback Survey (Parents)

As you know, this week's eLearning day was a new experience for all of us. In the spirit of continuous improvement we are asking you to complete this short survey. The data collected will be analyzed along with the information that has been gathered from students and staff in order to make potential future eLearning days more beneficial.

You can either respond once for each child in your household, or combine your experiences into a single survey response.

**\* Required**

## 1. Grade Level (check all that apply) \*

*Check all that apply.*

- ☐ Preschool
- ☐ Kindergarten
- ☐ 1
- ☐ 2
- ☐ 3
- ☐ 4
- ☐ 5
- ☐ 6
- ☐ 7
- ☐ 8

## 2. Quantity of activities: Considering your child(ren)'s age(s), developmental level(s), and ability to focus on their work, how would you describe the activities assigned for English Language Arts, Mathematics, Science, and Social Studies:

*Mark only one oval.*

- ☐ Just Right
- ☐ Not Enough
- ☐ Too Much

## 3. Art, World Language, Music, P.E., etc.:

*Mark only one oval.*

- ☐ Just Right
- ☐ Not Enough
- ☐ Too Much

**4. Quality of activities: In general, the difficulty of the modules assigned was:**

*Mark only one oval.*

- ☐ Just Right  
☐ Too Easy  
☐ Too Difficult

**5. In general, the modules assigned aligned with the learning my child is currently receiving at school.**

*Mark only one oval.*

- ☐ Yes  
☐ No

**6. Overall, did your child understand what was expected of him/her?**

*Mark only one oval.*

- ☐ Yes  
☐ No

**7. Did your child need adult support, beyond just supervision, to complete the modules?**

*Mark only one oval.*

- ☐ Yes  
☐ No

**8. Did you or your child reach out to a teacher for support?**

*Mark only one oval.*

- ☐ Yes  
☐ No

**9. If yes, to the question above, were you or your child able to communicate with the teacher?**

*Mark only one oval.*

- ☐ Yes  
☐ No  
☐ Did not reach out to a teacher

**10. Overall, the eLearning day was a positive and productive learning experience for my child(ren).**

*Mark only one oval.*

- |                   |                       |                       |                       |                       |                       |                |
|-------------------|-----------------------|-----------------------|-----------------------|-----------------------|-----------------------|----------------|
|                   | 1                     | 2                     | 3                     | 4                     | 5                     |                |
| Strongly Disagree | <input type="radio"/> | <input type="radio"/> | <input type="radio"/> | <input type="radio"/> | <input type="radio"/> | Strongly Agree |

**11. As a parent or guardian, the eLearning day was a productive experience for me.**

*Mark only one oval.*

	1	2	3	4	5	
Strongly Disagree	<input type="radio"/>	<input type="radio"/>	<input type="radio"/>	<input type="radio"/>	<input type="radio"/>	Strongly Agree

**12. In the future, I would prefer**

*Mark only one oval.*

- ☐ eLearning Days
- ☐ Make-up days at the end of the school year
- ☐ A combination of eLearning days and make-up days at the end of the year.

**13. Briefly identify those aspects that were particularly successful and/or suggestions for improvement.**

# eLearning Day Feedback Survey (Students)

As you know, this week's eLearning day was a new experience for all of us. In the spirit of continuous improvement we are asking you to complete this short survey. The data collected will be analyzed along with the information that has been gathered from parents and staff in order to make potential future eLearning days more beneficial.

\* Required

**1. What grade are you in? \***

*Mark only one oval.*

- ☐ 4
- ☐ 5
- ☐ 6
- ☐ 7
- ☐ 8

**2. Quantity of activities: Was the amount of work in English Language Arts, Mathematics, Science, and Social Studies enough?**

*Mark only one oval.*

- ☐ Just Right
- ☐ Not Enough
- ☐ Too Much

**3. Quantity of activities: Was the amount of work in Art, World Language, Music, P.E., etc.:**

*Mark only one oval.*

- ☐ Just Right
- ☐ Not Enough
- ☐ Too Much

**4. Quality of activities: In general, the difficulty of the work assigned was:**

*Mark only one oval.*

- ☐ Just Right
- ☐ Too Easy
- ☐ Too Difficult

**5. In general, the work assigned aligned with the learning that is happening in school.**

*Mark only one oval.*

- ☐ Yes
- ☐ No

**6. Did you understand what was expected of you?**

*Mark only one oval.*

- ☐ Yes  
☐ No

**7. Did you need adult support, beyond just supervision, to complete the work?**

*Mark only one oval.*

- ☐ Yes  
☐ No

**8. Did you reach out to a teacher for support?**

*Mark only one oval.*

- ☐ Yes  
☐ No

**9. If yes, to the question above, were you able to communicate with the teacher?**

*Mark only one oval.*

- ☐ Yes  
☐ No  
☐ Did not reach out to a teacher

**10. Overall, the eLearning day was a positive and productive learning experience for me.**

*Mark only one oval.*

- 1 2 3 4 5  
Strongly Disagree ☐ ☐ ☐ ☐ ☐ Strongly Agree

**11. In the future, I would prefer**

*Mark only one oval.*

- ☐ eLearning Days  
☐ Make-up days at the end of the school year  
☐ A combination of eLearning days and make-up days at the end of the year.

**12. Briefly identify those aspects that were particularly successful and/or suggestions for improvement.**



# eLearning PES Attendance for 2-19-19



File Edit View Insert Format Data Tools Add-ons Help [All changes saved in Drive](#)

Undo Redo Print Paste 100% \$ % .0 .00 123 Arial 10 B I A [ ]

	A	B	C	D	E	F	G
	Last Name	First Name	ELA	Math	Art	Music	PE
1			X	X			
2							
3			X	X	X	X	
4			X	X	X	X	X
5			X	X	X	X	X
6							
7			X	X			
8			X	X	X		X
9			X	X			X
10			X	X			X
11			X	X			
12			X	X	X	X	X



## 2/19/19 PMS Attendance

File Edit View Insert Format Data Tools Add-ons Help All changes saved in Drive



100%



123



Calibri



11



1

A

B

C

D

E

F

G

H

I

J

K

L

M

N

O

P

Q

R

Gr Student Last Student Fir

ELA

Math

Science

Social Studies

Spanish

Math Lab

Reading Lab

Art

nd/Orche

Music

Stem

PE

Health

Band/Orch

Extended Resource

7

8

9

10

11

12

13

14

15

16

17

18

19

20

21

22

X

X

X

**eLearning Day  
Staff Work Hours**

**8:00 AM - 9:00 AM: Staff Plan Time**

**9:00 AM - 12:00 AM: Student Support**

**12:00 PM - 1:00 PM: Lunch**

**1:00 PM - 3:00 PM: Student Support**





## **Pleasantdale School District 107**

### **eLearning Day**

#### **Frequently Asked Questions (FAQ) for Teachers**

An eLearning day or engaged learning day may occur when school is cancelled due to inclement weather or used to make up a school closure. Instruction is provided by each student's teacher through the use of multiple means (electronic and paper/pencil).

**How/when should we share assignments or activities with students and parents for the eLearning Day?**

- On the eLearning days we plan in advance you can share assignments and activities with students the day before the eLearning day.
- On unplanned eLearning days (snow/cold/etc):
  - For middle school, share or give access to assignments or eLearning modules through Schoology by 9:00 a.m.
  - For elementary students, either send out assignments through email, Schoology, or Seesaw by 9:00 a.m.
- We encourage the use of our learning management systems, Schoology and SeeSaw, for assigning work and having students submit work for eLearning to the greatest extent possible.
- Staff will follow the below schedule:
  - 8:00 - 9:00: Plan time
  - 9:00 - 12:00: Available to students
  - 12:00 - 1:00: Lunch
  - 1:00 - 3:00: Available to students

**How do students get attendance credit for an eLearning day?**

- Students receive attendance credit when they complete all learning modules.
- Please allow students the ability to make up the assignments just as you would if a student missed a regular day of school.

**How will attendance be collected?**

- Teachers will be asked to simply check "present" students off a list and submit the list to the office where it will be entered into Skyward.

**Who will contact parents of students who are deemed absent that day?**

- The nurse will send a form email to parents notifying them that their child has been marked absent for the eLearning day.

**What types of activities or modules are appropriate for eLearning?**

- eLearning activities can be a continuation of the sequence learning in your classes, and/or enrichment activities that enhance the areas of study in your classes. The rule of thumb for rigor should be that if you wouldn't have a student do the activity for your class on a regular school day, then do not assign it for eLearning. We want to ensure that students are completing activities of high quality.

- Rikki and Meagan are available to help you plan activities and/or use Schoology/SeeSaw features to assign and have students submit work.
- Suggestions:
  - <https://hyperdocs.co/>
    - There are templates and samples to use!
  - <https://flipgrid.com/>
    - Students record themselves responding to your question. They can also comment on each others videos.
  - Choose an article (either given or found) and respond/reflect.
  - Khan Academy/Freckle assignments
  - Watch a video and respond.
  - Ebook assignment with curriculum

What if, on an unplanned, eLearning day, I am not able to access the internet or have a personal emergency that keeps me from helping my students?

- If that is the case, please do your best to communicate with your administrator and we will work with you on a solution. You may simply have to make yourself available later in the day to support students.
- We will also pair each teacher with a “back-up teacher” in the event you are unable to access your student for any portion of time.

What if a student doesn't complete the learning modules, can they make up the work?

- In regards to make up work, please follow whatever process you currently have in place in your classroom.

Do the activities I assign for an eLearning day have to be digital or can I assign more traditional paper/pencil assignments?

- We trust your judgement when it comes to creating and assigning assignments. However, we would prefer you use the tools we have provided to students and staff as a vehicle of instruction.

How will the district determine if the eLearning day was a success?

- The district will distribute an online survey to parents, teachers, and students at the completion of the eLearning day.

What if I need technical support during an eLearning day?

- Technology staff will be available to answer questions via email on eLearning day.

How will specialists and ESPs account for a day of attendance on eLearning days?

- Many of the certified specialists will have the opportunity to interact with students similar to classroom teachers.
- Those without supervisory duties will submit an agenda for work completed, similar to the process we use for institute days or paid summer work days.

- ESPs will have the opportunity to engage in professional learning through GCN videos or other online tools.



## Pleasantdale School District 107

### eLearning Day

### Frequently Asked Questions (FAQ)

An eLearning day or engaged learning day may occur when school is cancelled due to inclement weather or used to make up a school closure. Instruction is provided by each student's teacher through the use of multiple means (electronic and paper/pencil).

How do children or parents find out about the assignments or activities for the eLearning Day?

- On planned eLearning days, students will receive assignments and activities the day before the eLearning day.
- On unplanned eLearning days (snow/cold/etc) middle school students will have access to assignments or eLearning Modules through Schoology by 9:00 a.m.
- On unplanned eLearning days (snow/cold/etc) elementary school students will either be contacted by the teacher through email, or a digital tool such as Schoology or Seesaw by 9:00 a.m.

What activities/classes will my child complete on an eLearning Day?

- Preschool through fourth grade students will be engaged in ELA, math, and one special.
- Fifth through eighth grade students will be engaged in ELA, math, social studies, science, Spanish/reading lab/math lab\*, specials, and PE.
  - \*5th and 6th grade students will complete assignments for the classes in which they are currently enrolled.

Does my child need to complete all modules/assignments in one sitting?

- No, students can take as much time as they need to complete assignments, however, the time teachers are available to answer questions is limited. Students must turn in assignments by 9:00 PM on an eLearning Day.

Are there any learning activities that are required or can my child complete whatever he/she would like to complete?

- Students are required to complete **ALL** learning modules to receive credit and qualify for a day of attendance.

How will my child submit the assignments?

- Based on the activities, students will submit electronically through Schoology or SeeSaw no later than 9:00 PM on an eLearning Day
- Some online programs like Freckle and Raz-Kids automatically record student work completed. Students complete the work and no other submission is required.
- Paper and pencil activities will be submitted to teachers in class on the next school day.

**If an extended due date is required, please contact the teacher directly to discuss the circumstances.**

How will I (or my child) verify that the learning activities or assignments are complete?

- Parents may wish to ask their child to show them the completed work prior to submitting it.
- Teachers will be checking in the work the next school day to determine participation and verify attendance.

How is attendance recorded?

- Completion of all assignments will verify attendance and will be recorded as a full day of attendance.

If my child has a question about an assignment, what do we do?

- All teachers will be available via email and/or through Schoology at the below schedule/
  - 8:00 - 9:00: Teacher Plan time (no teacher availability)
  - 9:00 - 12:00: Teachers available
  - 12:00 - 1:00: Lunch (no teacher availability)
  - 1:00 - 3:00: Teachers available

What If there is a power outage within the community or WiFi goes out on the eLearning day?

- The District would likely adjust the due date for the eLearning Modules if needed and adjust attendance accordingly.

If my child needs tech support on the eLearning Day, what can we do?

- Technical support will be available all day (9:00 to 3:00) by emailing:
  - PES: Mr. McAtee ([jmcattee@d107.org](mailto:jmcattee@d107.org)) or Mrs. Bubulka ([mbubulka@d107.org](mailto:mbubulka@d107.org))
  - PMS: Mr. Simmons ([tsimmons@d107.org](mailto:tsimmons@d107.org)) or Mrs. Steinmetz ([rsteinmetz@d107.org](mailto:rsteinmetz@d107.org))

What if my child does not have access to a device to complete assignments?

- If students need to borrow a device, one can be checked out through the school library.

What if I do not have internet access in my home?

- Students will be issued a hotspot if internet connectivity is an issue.

How will the district determine if the eLearning day was a success?

- The district will distribute an online survey to parents, teachers, and students at the completion of the eLearning day.

**From:** Dave Palzet dpalzet@d107.org  
**Subject:** eLearning Day 2019-20  
**Date:** August 28, 2019 at 12:47 PM  
**To:** middle@d107.org, elementary@d107.org



Greetings, Staff,

As part of the formal approval process for the eLearning program recommended for use in place of what would be emergency days beginning with the 2019-20 school year, a public hearing must be held on the proposal. In addition, written or electronic notice designed to reach any exclusive collective bargaining representatives of school district employees (members of Teachers' Association of Pleasantdale TAP) and all those employees not in a collective bargaining unit (all remaining employees not part of TAP) must be provided the following notice:

Legal Notice  
Pleasantdale School District 107  
Public Hearing

The Pleasantdale School District Board of Education will hold a public hearing on the proposal for an eLearning program recommended for implementation district wide. The goal of the program would be to give the district the option to call an eLearning day in lieu of a non-attendance day for severe weather. The public hearing will take place at the beginning of the regularly scheduled Board meeting at 7:00 PM on September 18, 2019 and will be held in the Board room at the District office (7450 S. Wolf Rd., Burr Ridge, IL 60527).

As always, please let me know if you have any questions,  
Dave



Dave Palzet  
Superintendent, Pleasantdale SD 107  
[www.d107.org](http://www.d107.org)  
To create a community of inspired learners

