

2024-2025

DISTRICT ANNUAL REPORT

PUBLIC HEARING

***TEXAS ACADEMIC
PERFORMANCE REPORT (TAPR)***



SONORA ISD

FEBRUARY 2026

8 Sections to the 2024-25 District Annual Report

1. 2024-25 Texas Academic Performance Report (PDF TAPR)

- For the District and each Campus in the District

2. PEIMS Financial Standard Report (2023-24 Financial Actual Report)

- For the District and each Campus in the District

3. District Accreditation Status (2023-24 School Year)

4. Campus Performance Objectives

5. Report on Violent or Criminal Incidents on Campuses

6. Student Performance in Postsecondary Institutions

- For each High School Campus in the District

7. Progress Toward Board-adopted HB 3 Goals

- For the District and each Campus in the District

8. 2024-25 TAPR Glossary

**The 2024-25 District Annual Report is
posted on the district's website at:
www.sonoraisd.net**

Section 1

2024-25 Texas Academic Performance Report (TAPR)

➔ Compiled by TEA for every district and campus using:

- PEIMS
- Student Assessment Data

➔ 2024-25 TAPR is published as a PDF.

- Includes a wide range of information on the performance of students in each district and campus in the state
- Performance is shown disaggregated by student groups, including ethnicity and socioeconomic status
- Provides extensive information on school and district staff, programs, and student demographics

Section 1


2024-25 Texas Academic Performance Report (TAPR)

Cover Page

- Only includes district and campus name and number
- Typically, the Cover Page includes the following information:
 - Accountability Rating
 - Special Education Determination Status (District TAPR only)
 - Distinction Designations
 - ASVAB Test
 - Only reported on the district's TAPR and only reported if the district did not offer the ASVAB Test or offered an ASVAB Alternative Test

Section 1

2024-25 Texas Academic Performance Report (TAPR)



STAAR Performance– reported for 2025 and 2024

- All 3 performance rates
 - Approaches Grade Level or Above
 - Meets Grade Level or Above
 - Masters Grade Level
- Reported for:
 - Each Assessment (including SAT/ACT for Accelerated Testers)
 - All Grades All Subjects
 - All Grades by Subject
 - By Enrolled Grade (3rd through 8th Graders) at Meets Grade Level or Above
 - Reading and Math
 - Grade 3-8 assessments only and
 - Grade 3-8 assessments and EOCs
 - Reading (Grade 3-8 assessments and EOCs)
 - Math (Grade 3-8 assessments and EOCs)

Approaches Meets Masters

100

80

60

40

20

0

3rd 2025

3rd 2024

4th 2025

4th 2024

5th 2025

5th 2024

6th 2025

6th 2024

7th 2025

7th 2024

8th 2025

8th 2024

Eng. 1 2025

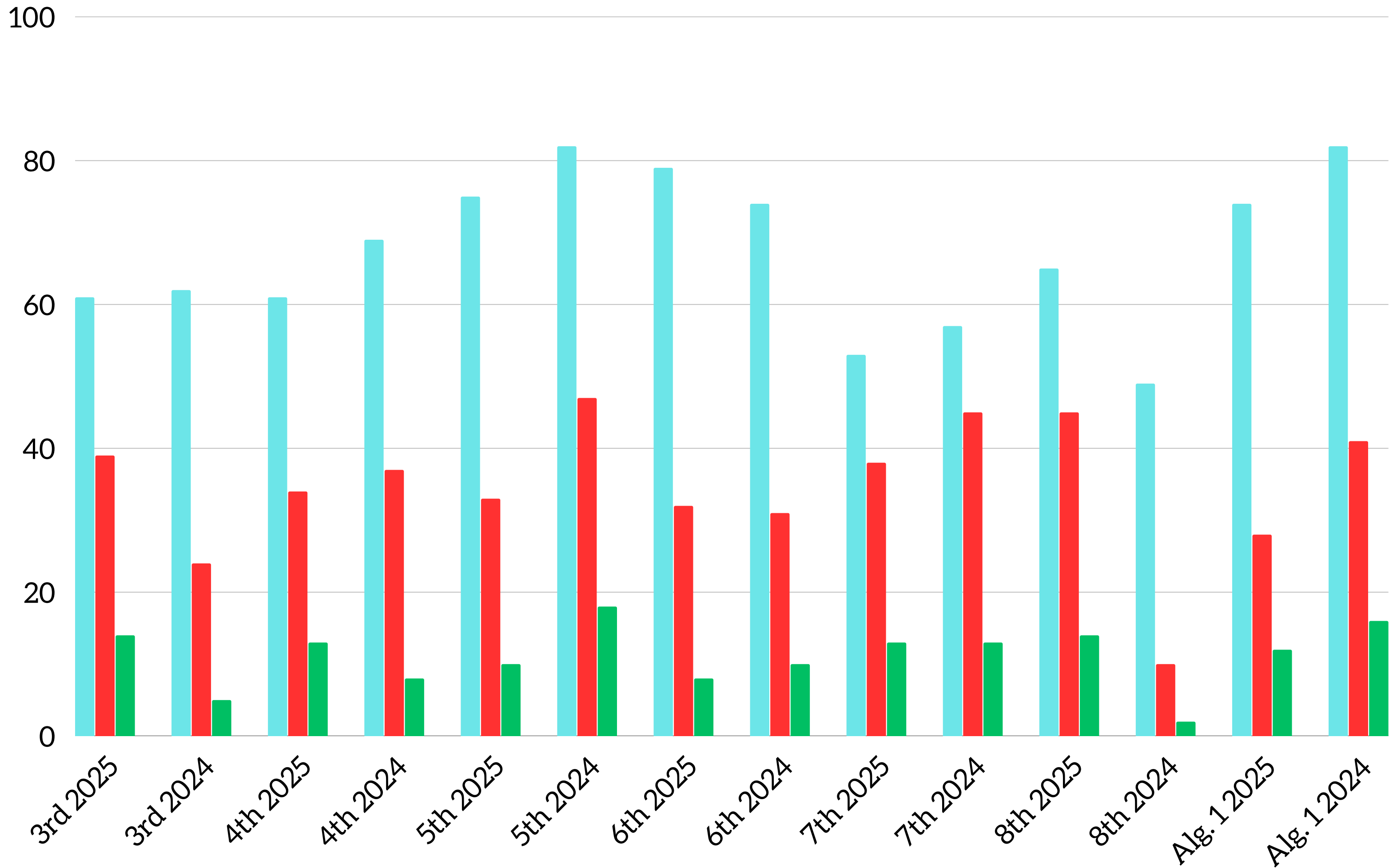
Eng. 1 2024

Eng. 2 2025

Eng. 2 2024

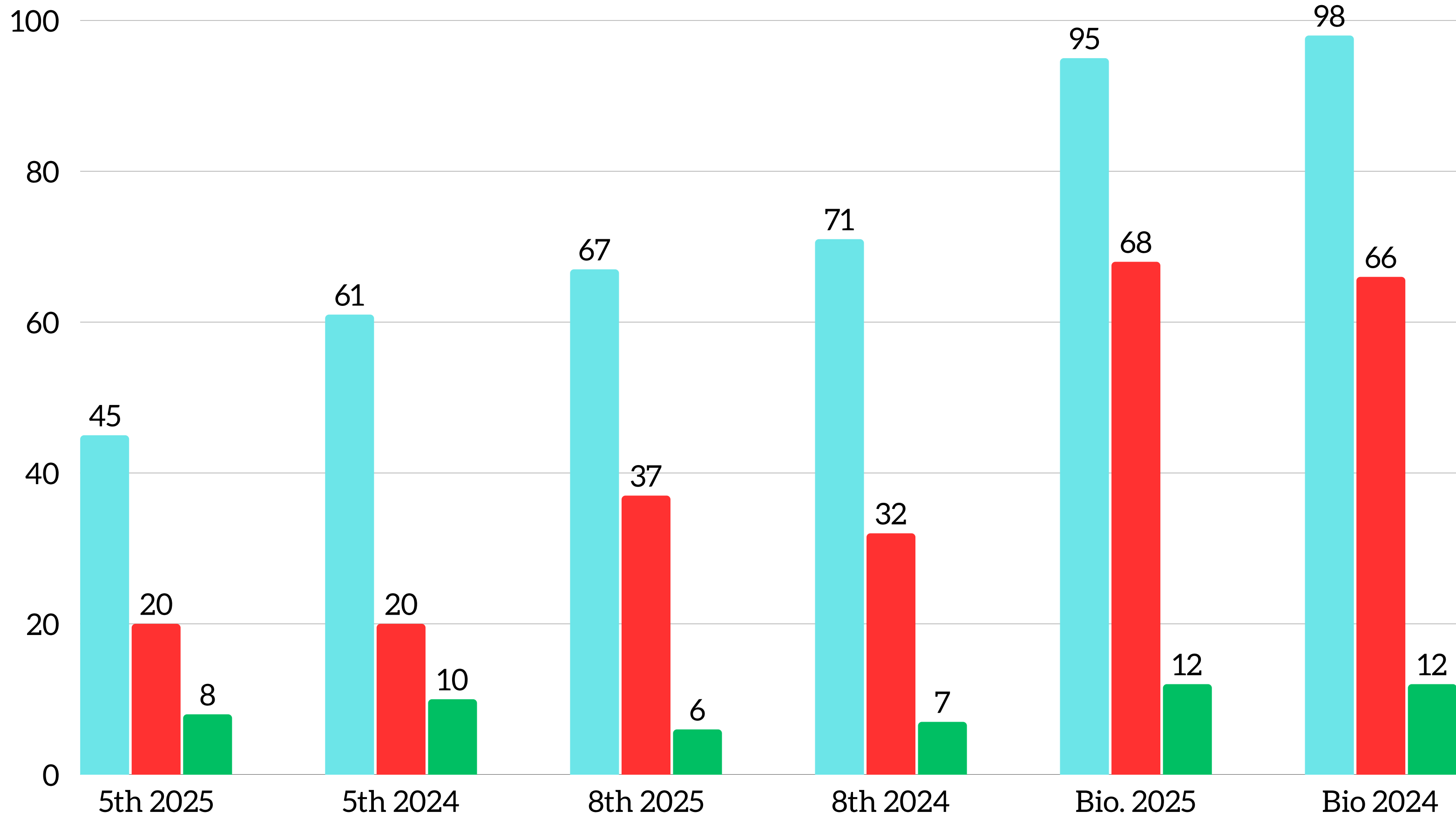
E
L
A
R

Approaches Meets Masters

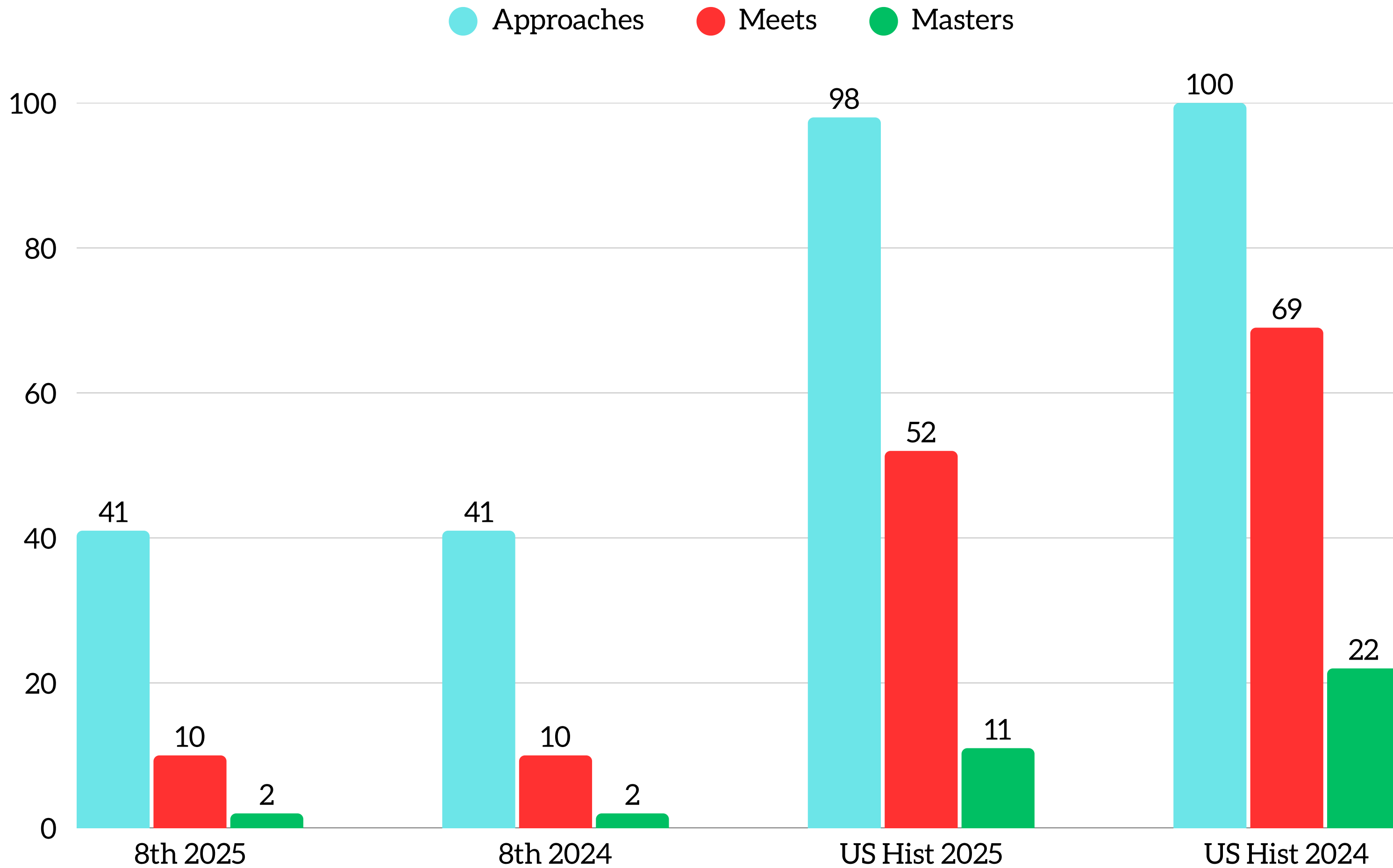


MATH

Approaches Meets Masters



SCIENCE



S
o
c
i
a
l
s
t
u
d
i
e
s

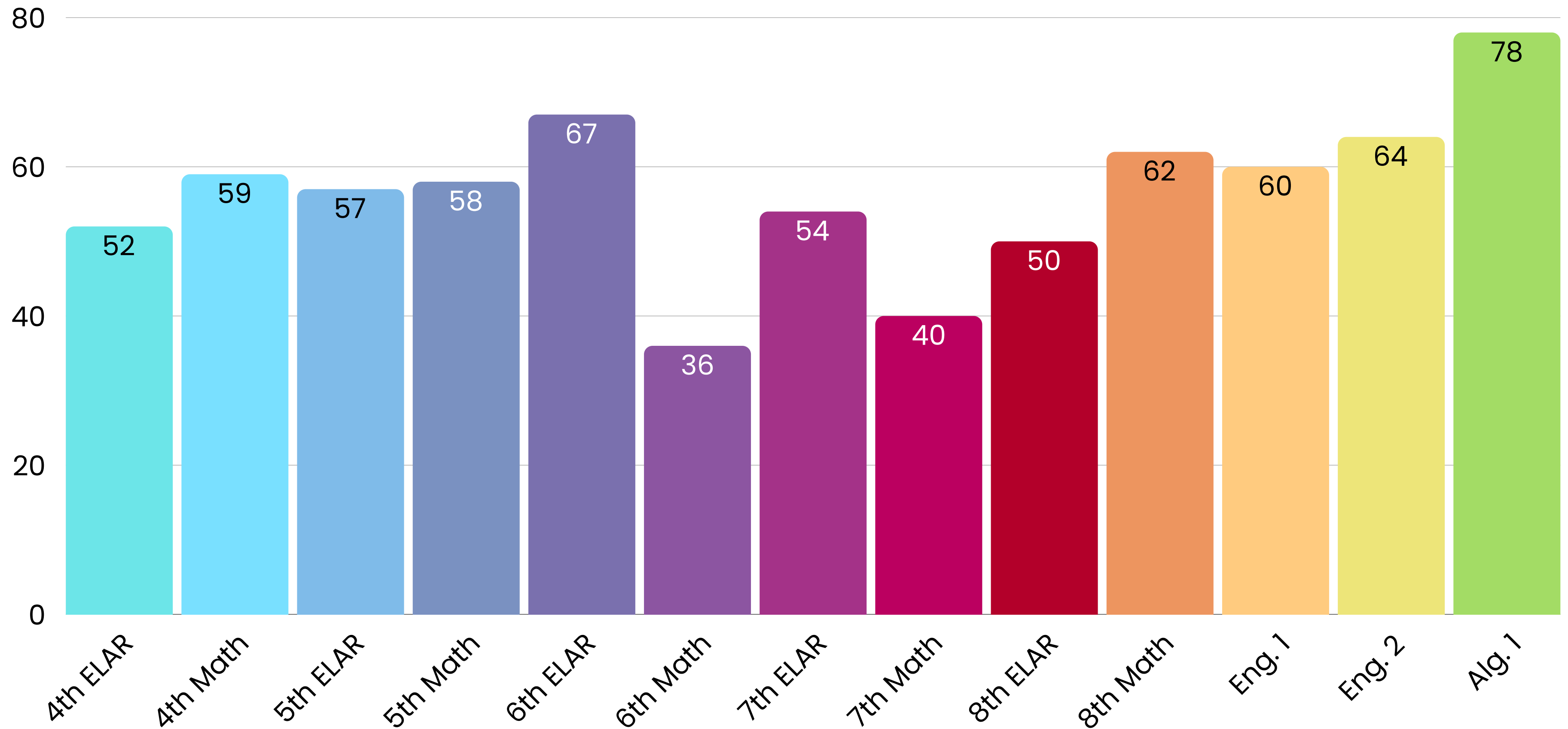
Section 1

2024-25 Texas Academic Performance Report (TAPR)

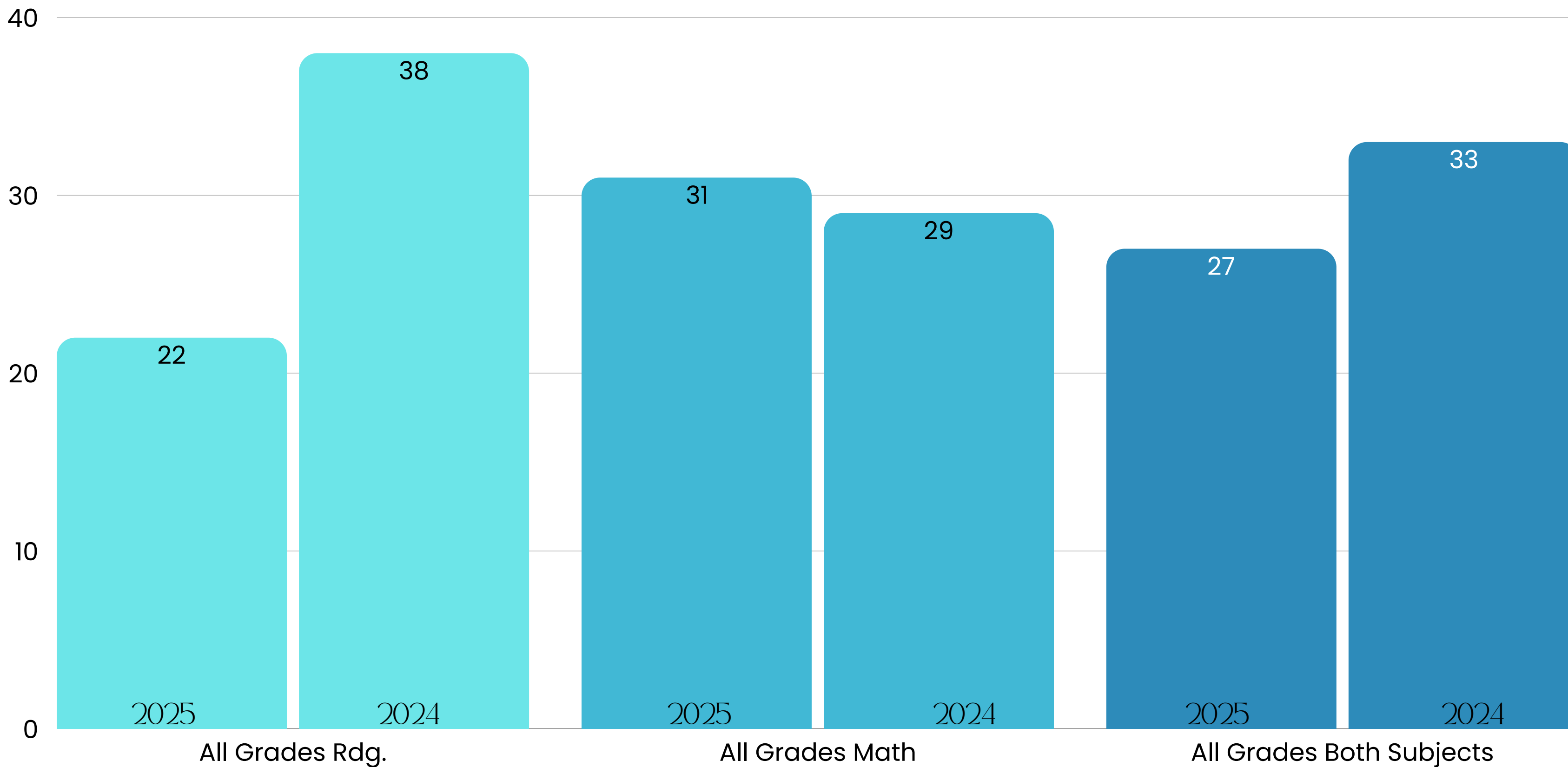
School Progress

- Annual Growth
 - Reported by Grade and Subject of Assessment
 - RLA
 - Math
 - Accelerated Learning
 - Reported by Grade and Subject of Assessment
 - RLA
 - Math
- Academic Growth (Domain II-A in Accountability) which is a combination of Annual Growth and Accelerated Learning is NOT reported.

Annual Growth By Grade



Accelerated Learning Reading and Math



Section 1

2024-25 Texas Academic Performance Report (TAPR)

➔

Bilingual Education (BE) / English as a Second Language (ESL)

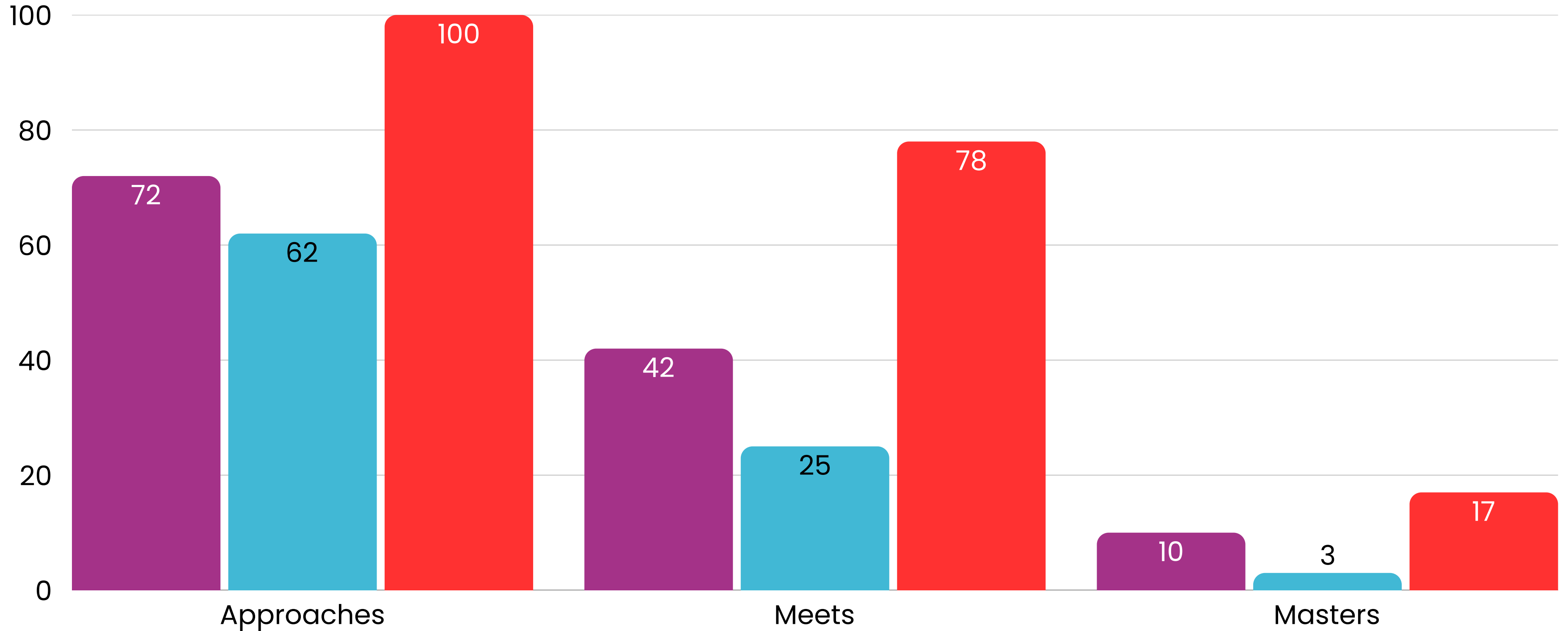
- Disaggregated data for various BE/ESL program instructional models and groups:

Total BE	Total ESL
BE Trans Early Exit	ESL Content Based
BE Trans Late Exit	ESL Pull-Out
BE Dual Two-Way	EB/ESL with Parental Denial
BE Dual One-Way	Never EB/EL
Alternative Language Program (ALP) Bilingual (Exception)	Total EB/EL
ALP ESL (Waiver)	Monitored and Former EB/EL

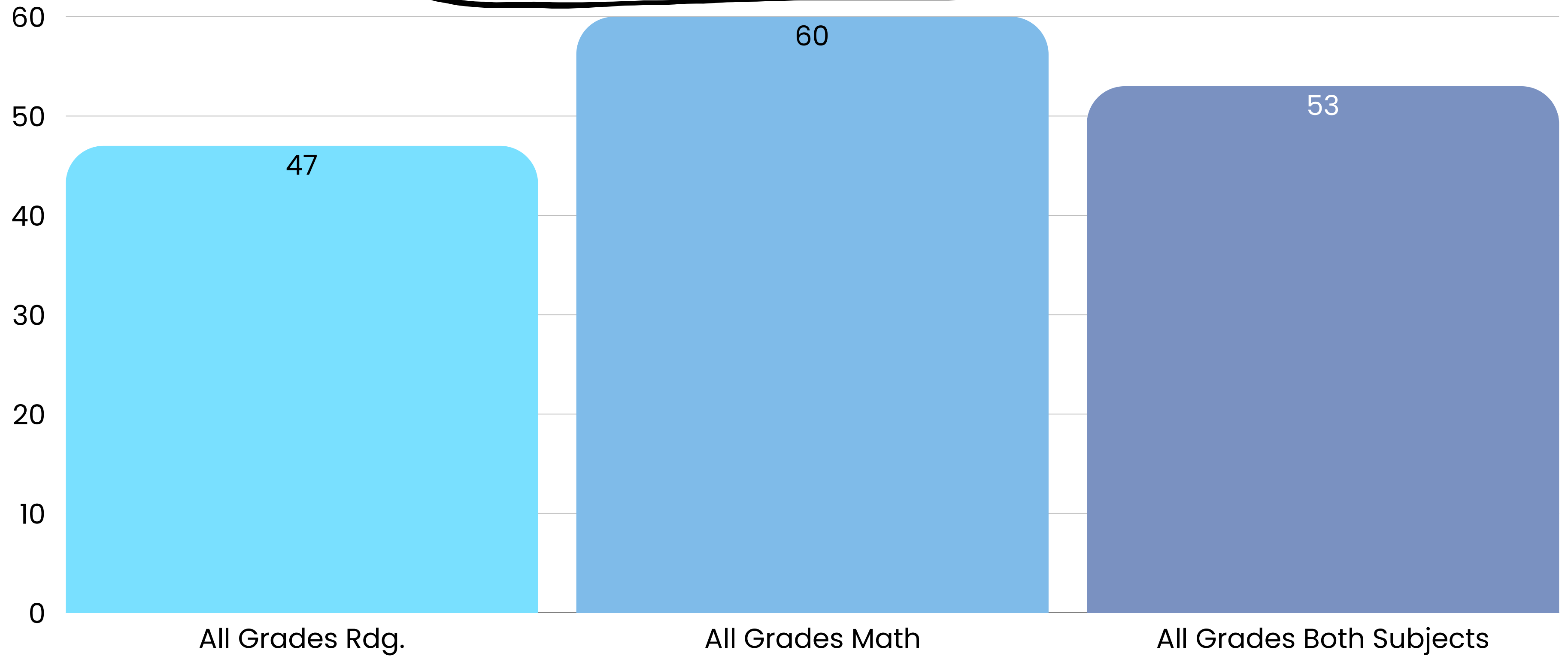
- STAAR Performance- reported for 2025 and 2024
 - All Grades All Subjects, All Grades (RLA), All Grades (Math), All Grades (Science), All Grades (Social Studies)
- Annual Growth- reported for 2025 and 2024
 - All Grades- Both Subjects, All Grades (RLA), All Grades (Math)
- Accelerated Learning- reported for 2025 and 2024
 - All Grades- All Grades- Both Subjects, All Grades (RLA), All Grades (Math)

EL STAAR Percent All Grades- All Subjects

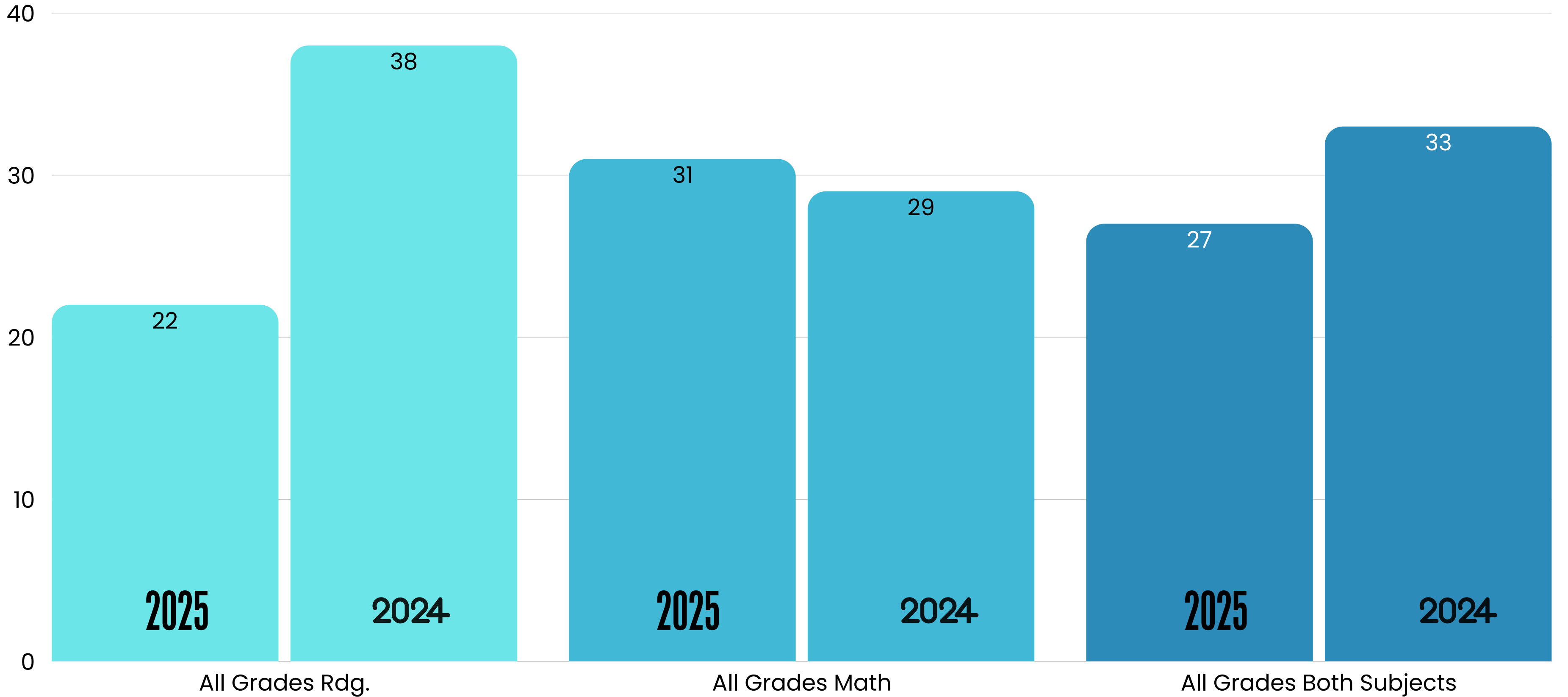
● All Students ● Total ESL ● Monitored & Former EL's



**EL Annual Growth
Reading and Math**



EL Accelerated Learning Reading and Math



Section 1

2024–25 Texas Academic Performance Report (TAPR)

➔ STAAR Participation– reported for 2024 and 2025

- Data Reported
 - Assessment Participant
 - Included in Accountability
 - Not Included in Accountability: Mobile
 - Not Included in Accountability: Other
 - Exclusions
 - Not Tested
 - Absent
 - Other
- Reported for All Tests, by Subject Area, and for Accelerated Testers

	2025	2024
Assessment Participant	100%	100%
Included in Accountability	95%	98%
Mobile	4%	1%
Other Exclusion	1%	1%
Not Tested	0%	0%
Absent	0%	0%

Section 1

2024-25 Texas Academic Performance Report (TAPR)

Attendance, Graduation, and Dropout Rates– reported for 2023-24 and 2022-23

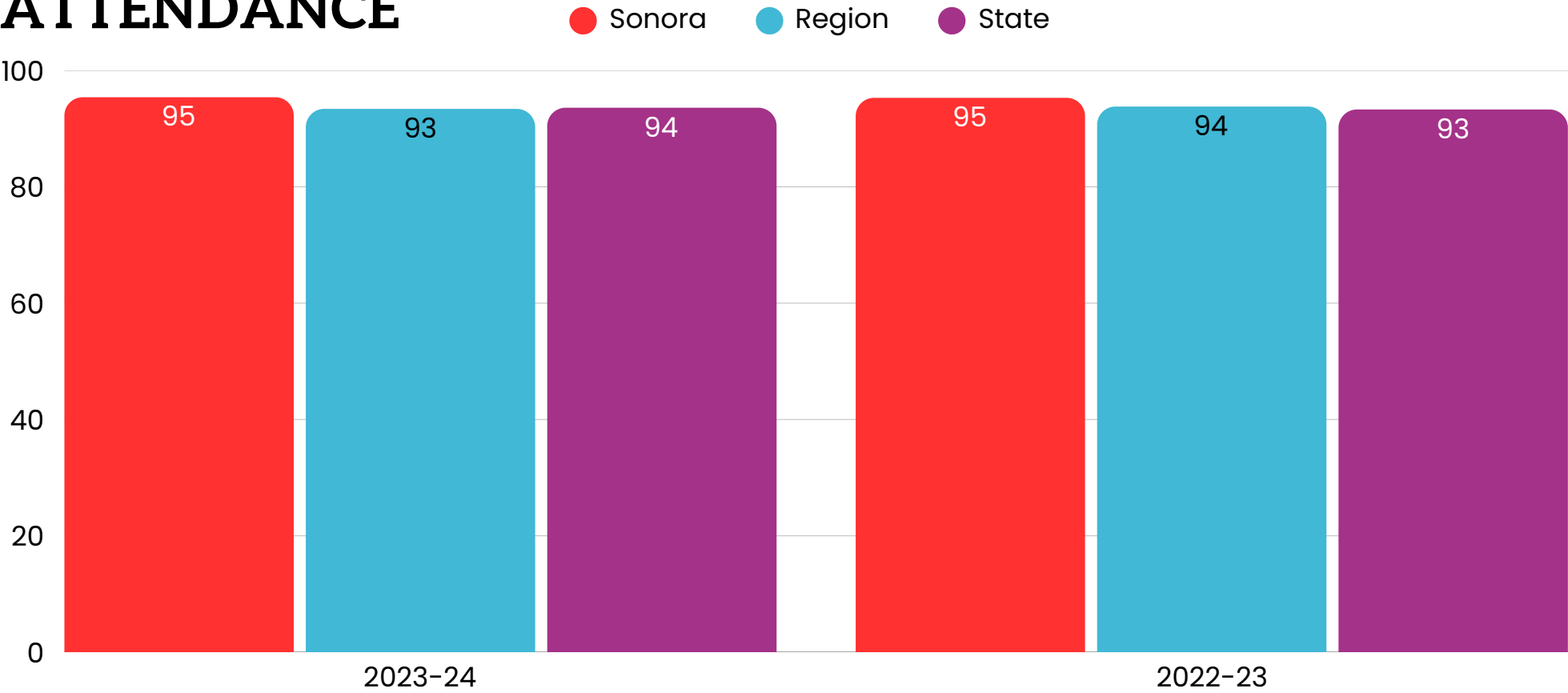
- Attendance Rate
- Chronic Absenteeism
- Annual Dropout Rate (Gr. 7-8 and Gr. 9-12)
- 4-year Longitudinal Graduation Rate
- 5-year Extended Longitudinal Graduation Rate
- 6-year Extended Longitudinal Graduation Rate
- 4-year Federal Graduation Rate without Exclusions
- Graduation Plan Rates (Longitudinal and Annual)
 - RHSP/DAP Graduates, FHSP-E Graduates, FHSP-DLA Graduates, RHSP/DAP/FHSP-E/FHSP-DLA Graduates

Graduation Profile– 2023-24 Graduates

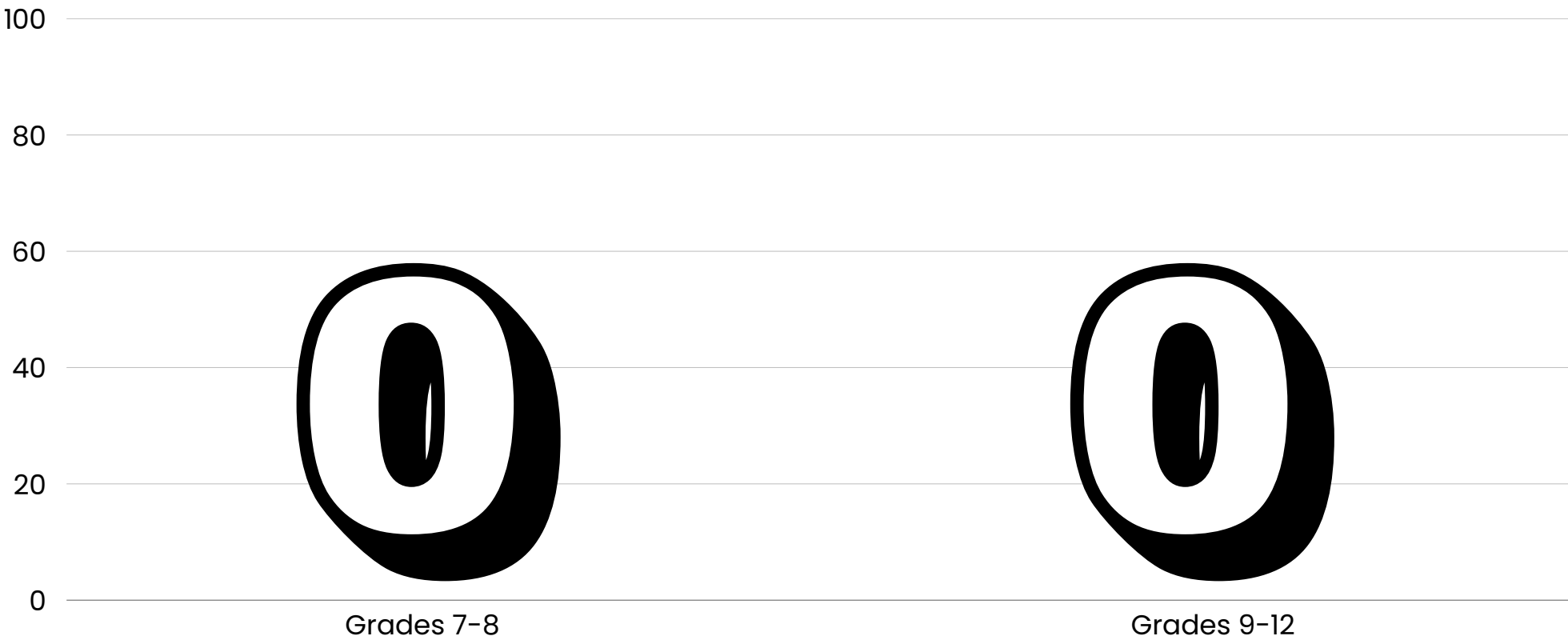
- Total Graduates
- By Ethnicity
- By Graduation Type
- By Program/Student Attribute (SpEd, EcoDis, EB/EL, At-Risk, CTE Completers)

Attendance Rate & Annual Dropout Rate

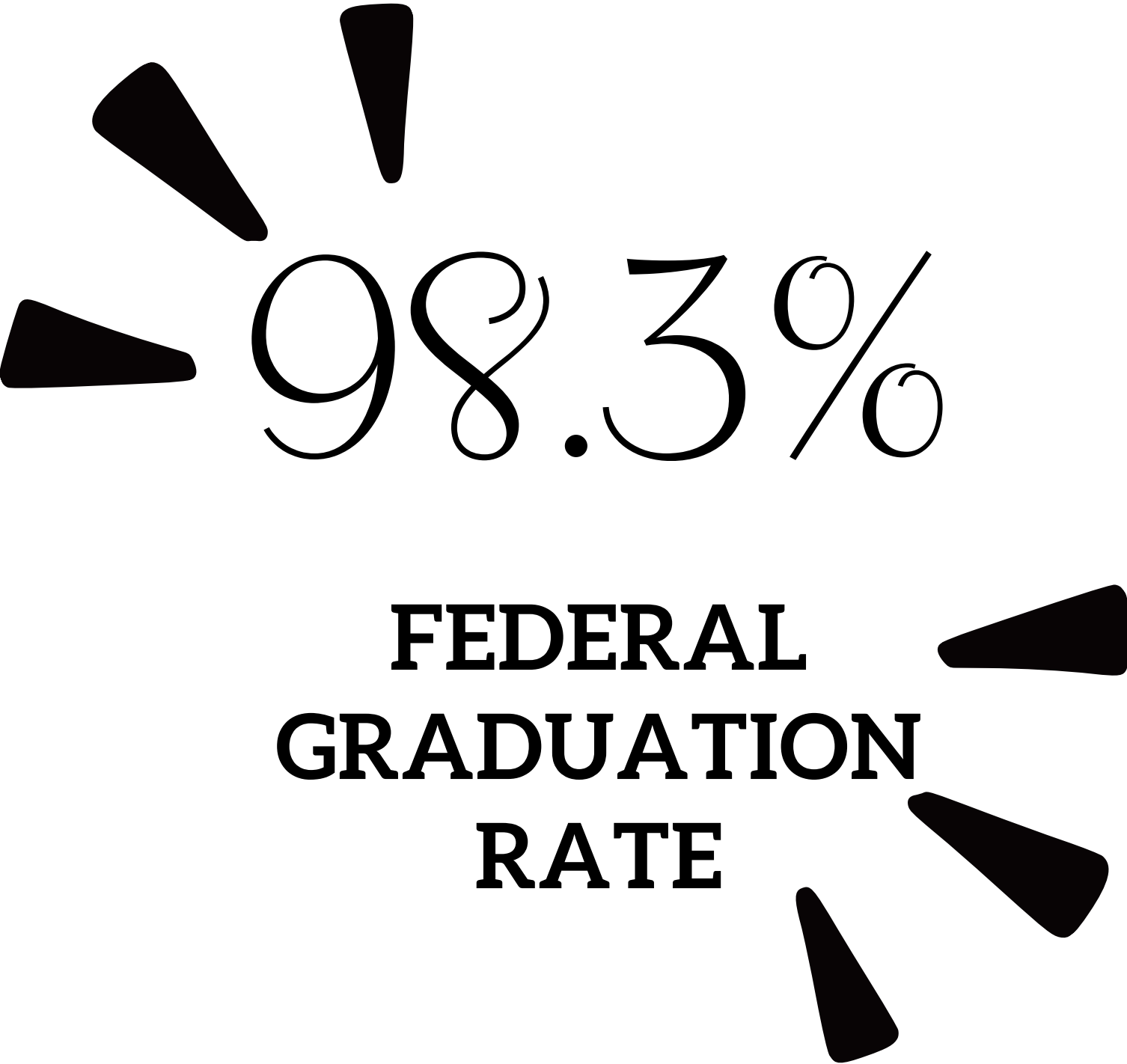
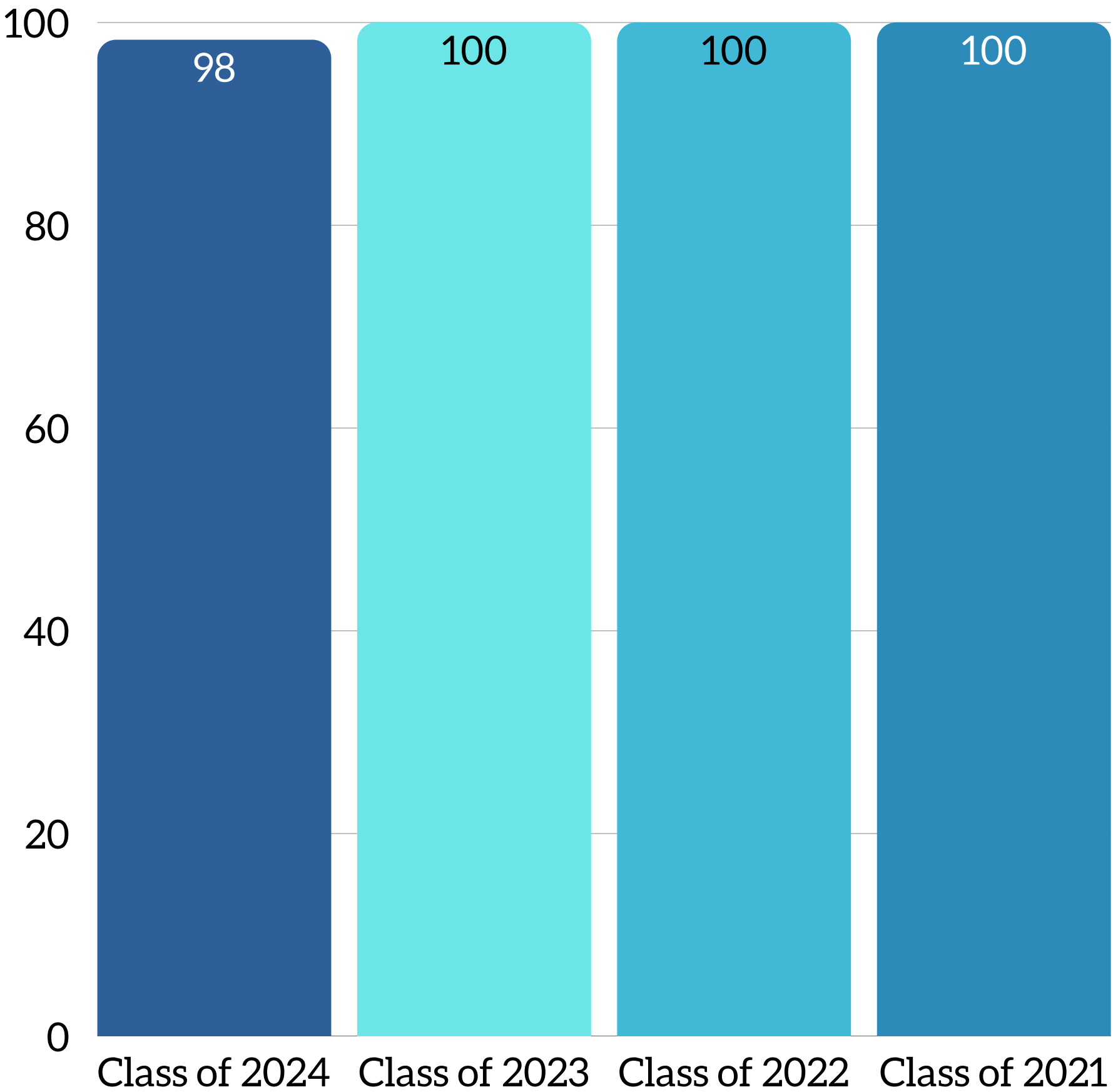
ATTENDANCE



ANNUAL DROPOUT RATE



GRADUATION RATE



Section 1

2024-25 Texas Academic Performance Report (TAPR)

➔ College, Career and Military Readiness (CCMR)- 2023-24 and 2022-23 graduates*

- CCMR Graduates
- College Ready Graduates (overall and by specific college ready indicator)
- Career/Military Ready Graduates (overall and by specific career/military ready indicator)

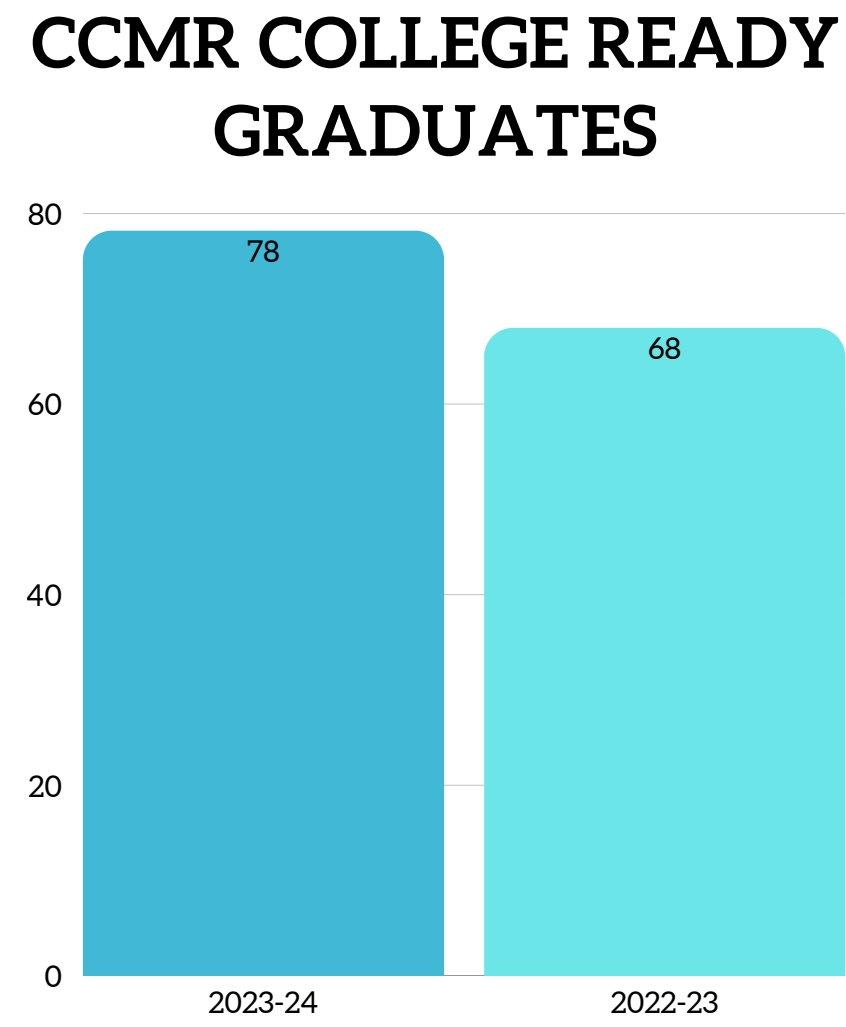
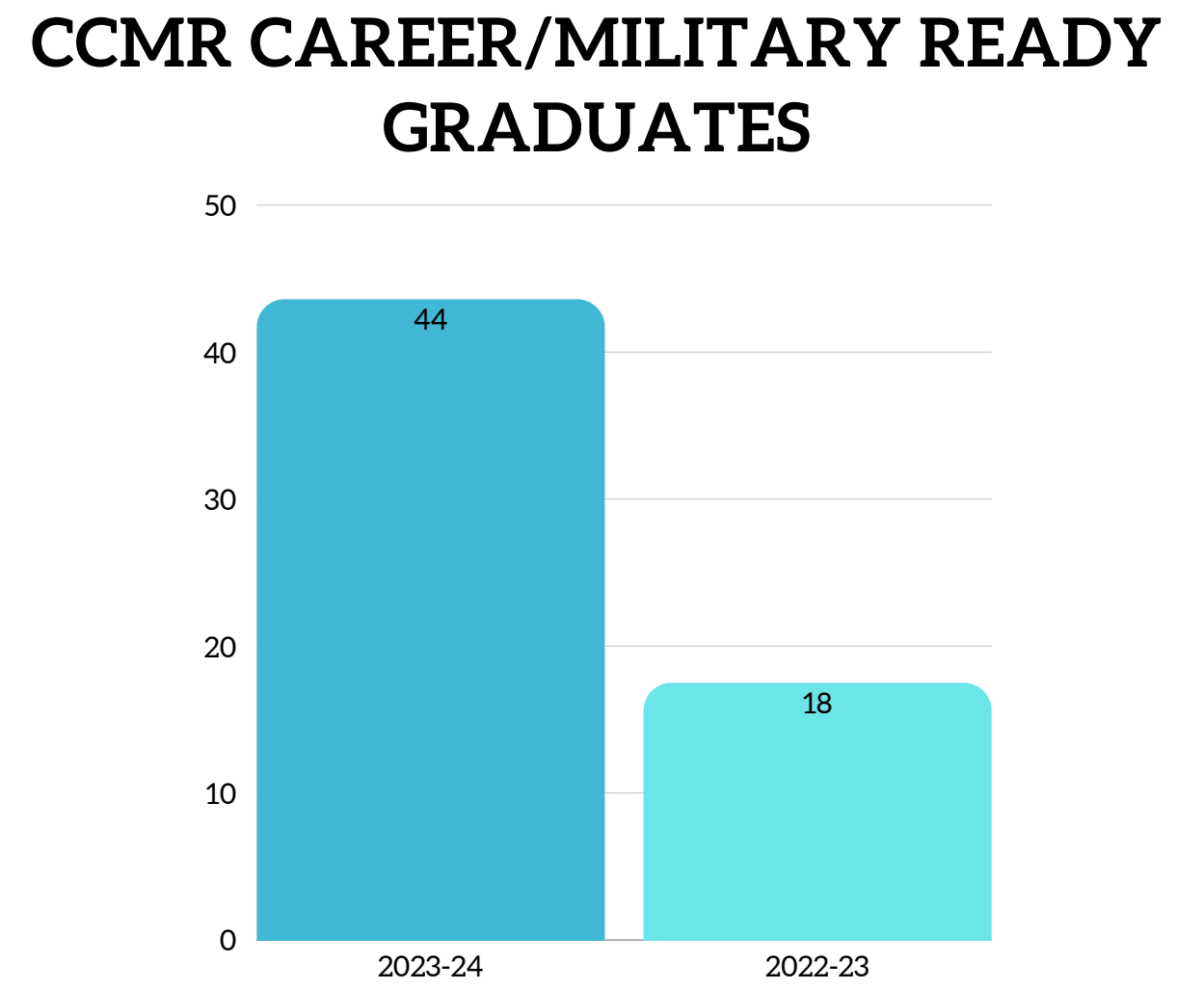
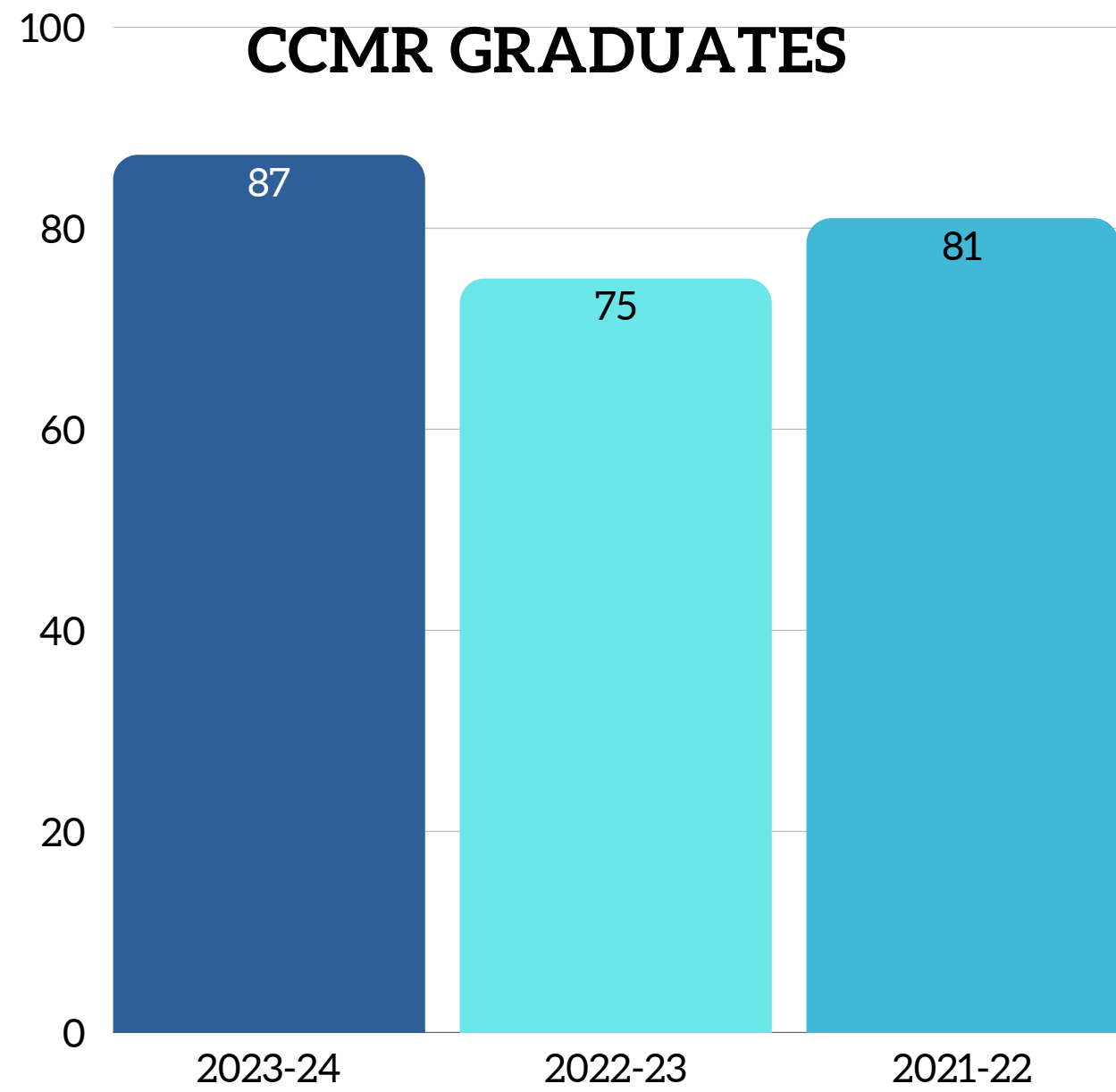
➔ CCMR-Related Indicators- 2023-24 and 2022-23 graduates*

- TSIA Results
- Completed and Received Credit for College Prep Courses
- AP/IB Results
- SAT/ACT Results

➔ Other Postsecondary Indicators

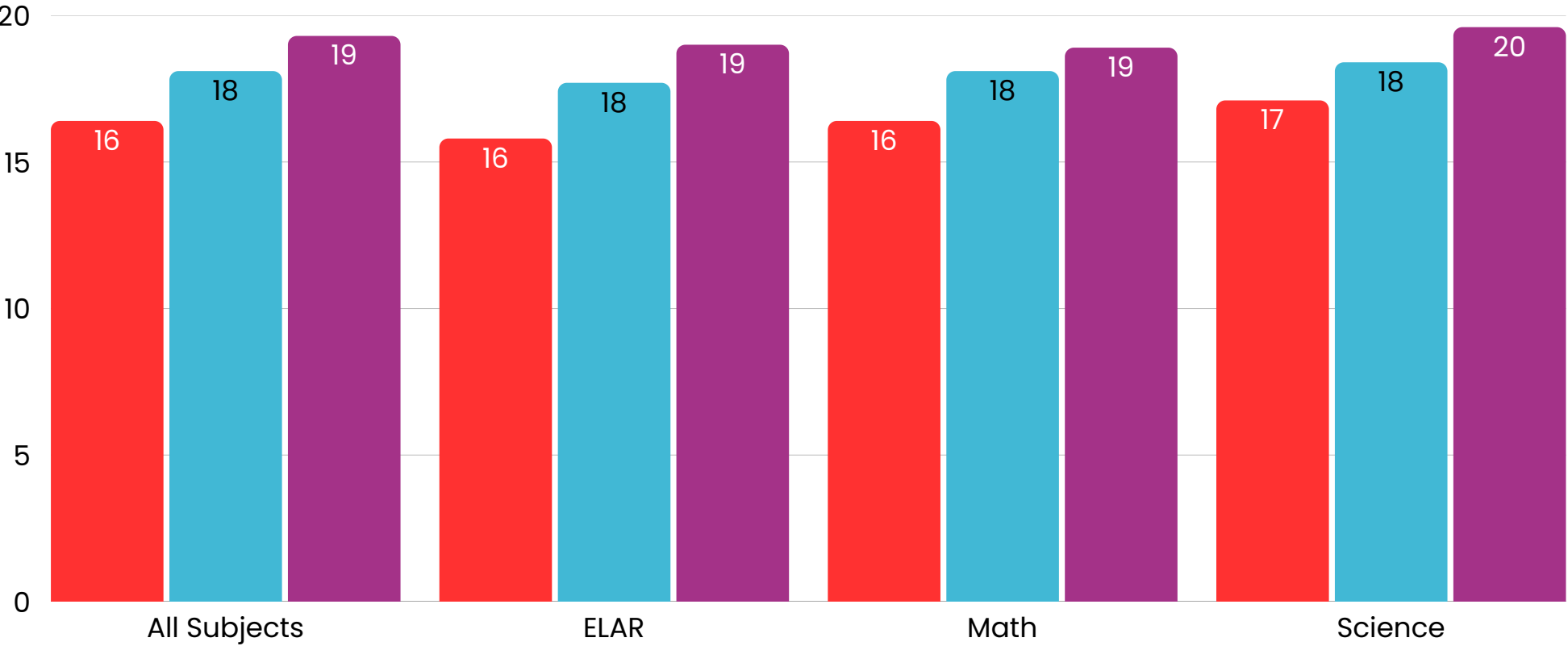
- Advanced Dual-Credit Courses Completion- 2023-24 and 2022-23 school years
- Graduates Enrolled in Texas Institutions of Higher Education (TX IHE)- 2023-24 and 2022-23 school years
- Graduates in TX IHE completing one year without enrollment in a developmental education course- 2023-24 and 2022-23 school years

**CCMR data for 2024-25 graduates is not to be reported to TEA until January 2026 (as part of Fall PEIMS/TSDS Submission1).
The most recent years for which CCMR data is available is 2023-24.*



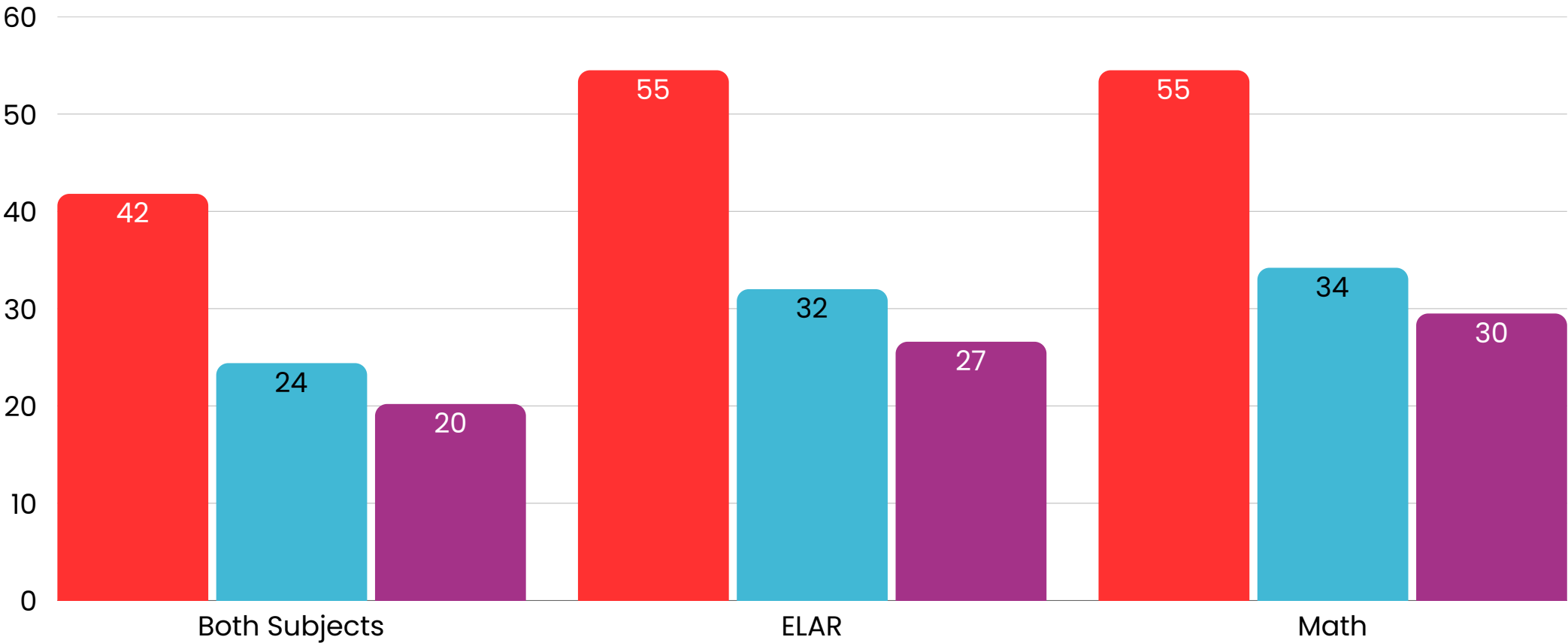
AVERAGE ACT SCORE

● Sonora ● Region ● State



STUDENTS RECEIVING CREDIT FOR COLLEGE PREP COURSES

● Sonora ● Region ● State



Section 1

2024–25 Texas Academic Performance Report (TAPR)

Student Information

- Student Enrollment (including enrollment by grade level, by ethnicity, by certain student identification indicators, and students with disabilities by primary eligibility category) and other student information (including graduation information, retention rates, class size information, mobility, and student attrition)

Staff Information

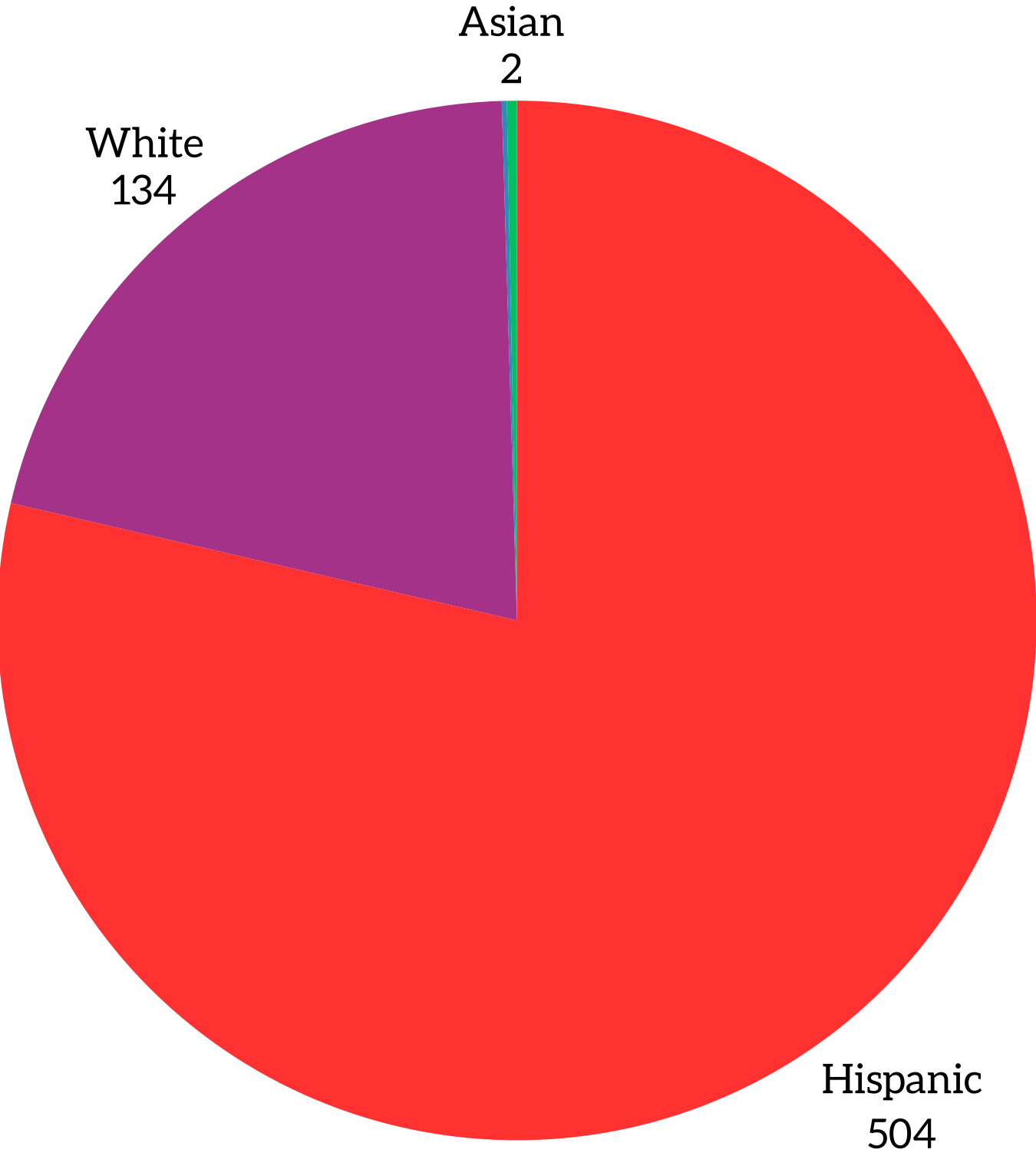
- Staff information (including total staff, staff by classification, teachers by ethnicity and gender, teachers by highest degree held and years of experience, experience of campus leadership, staff salary, and teacher turnover rate information)

Program Information

- Student Enrollment by Program
- Teachers by Program (population served)

STUDENT ETHNIC DISTRIBUTION

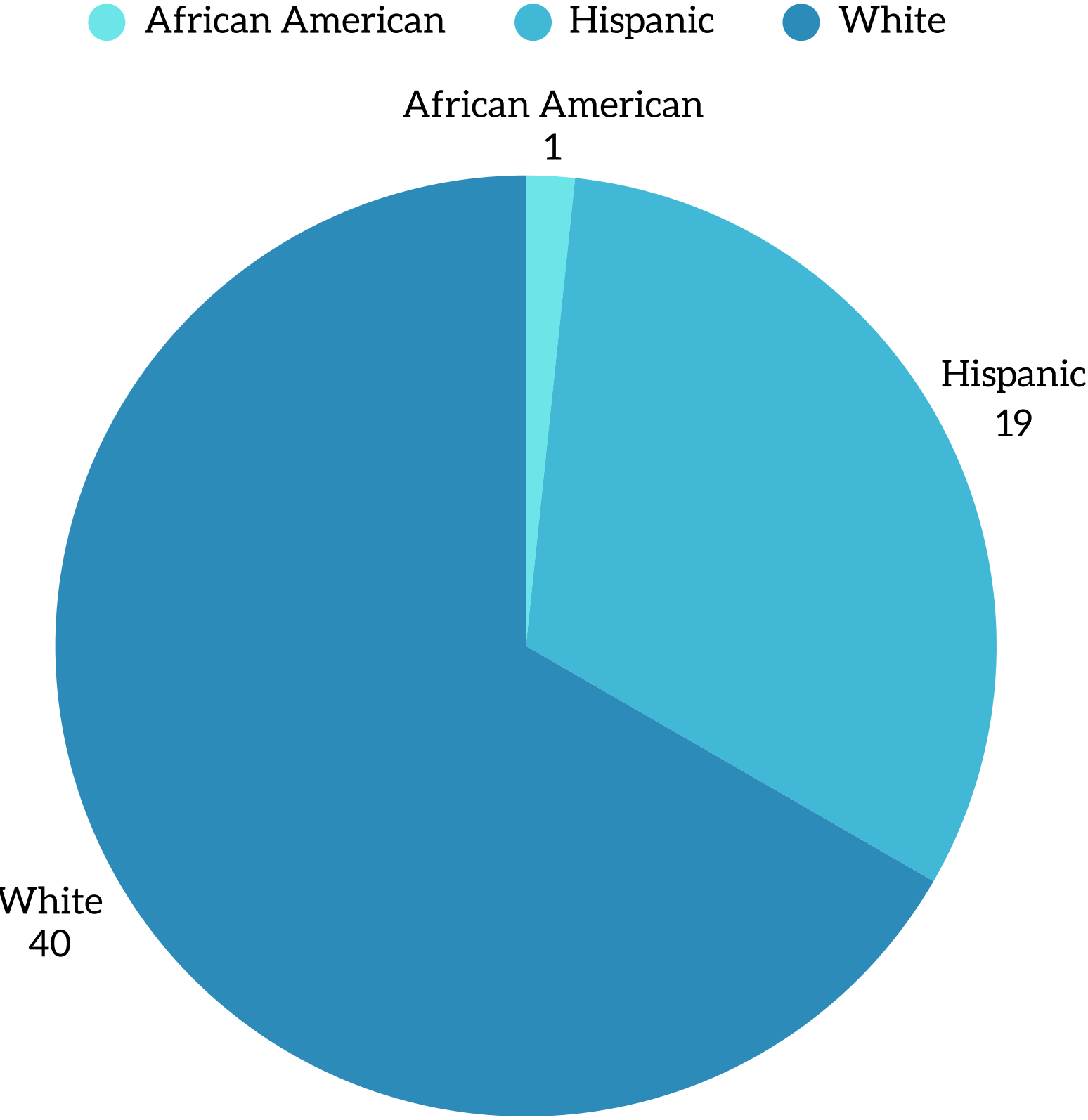
- Hispanic
- White
- 2 or More Races
- Asian



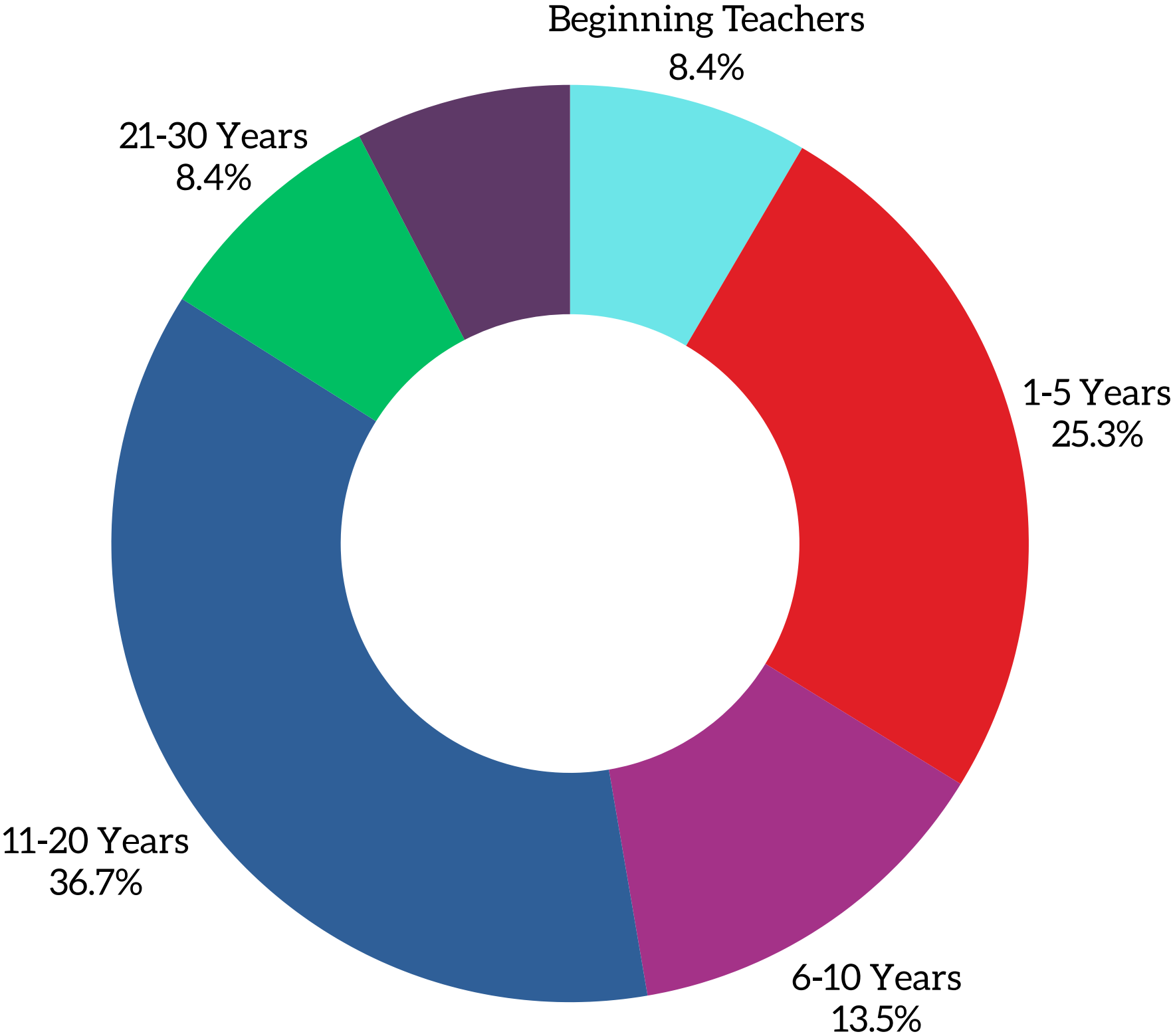
STUDENT GENDER BREAKDOWN



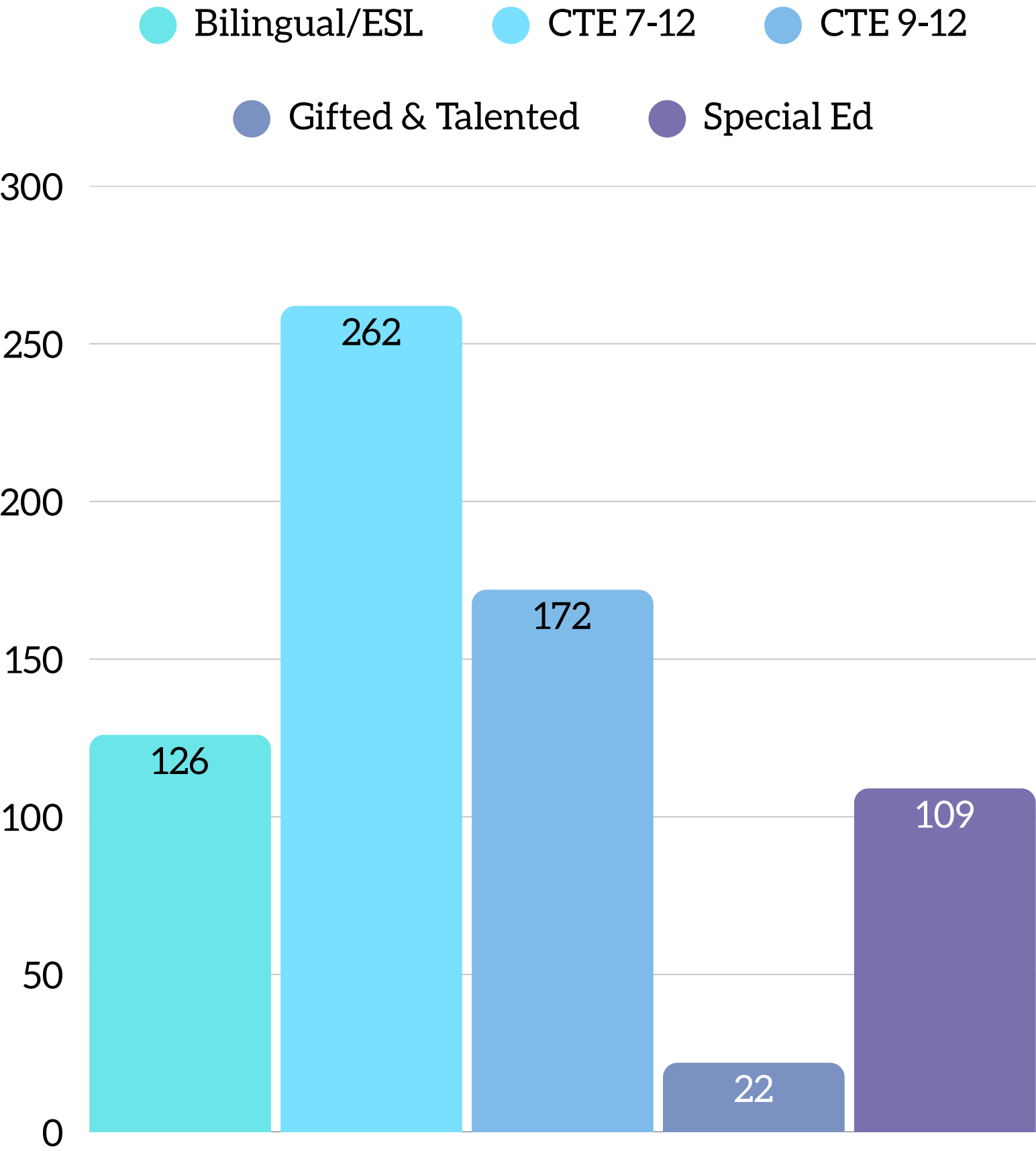
STAFF BY ETHNICITY



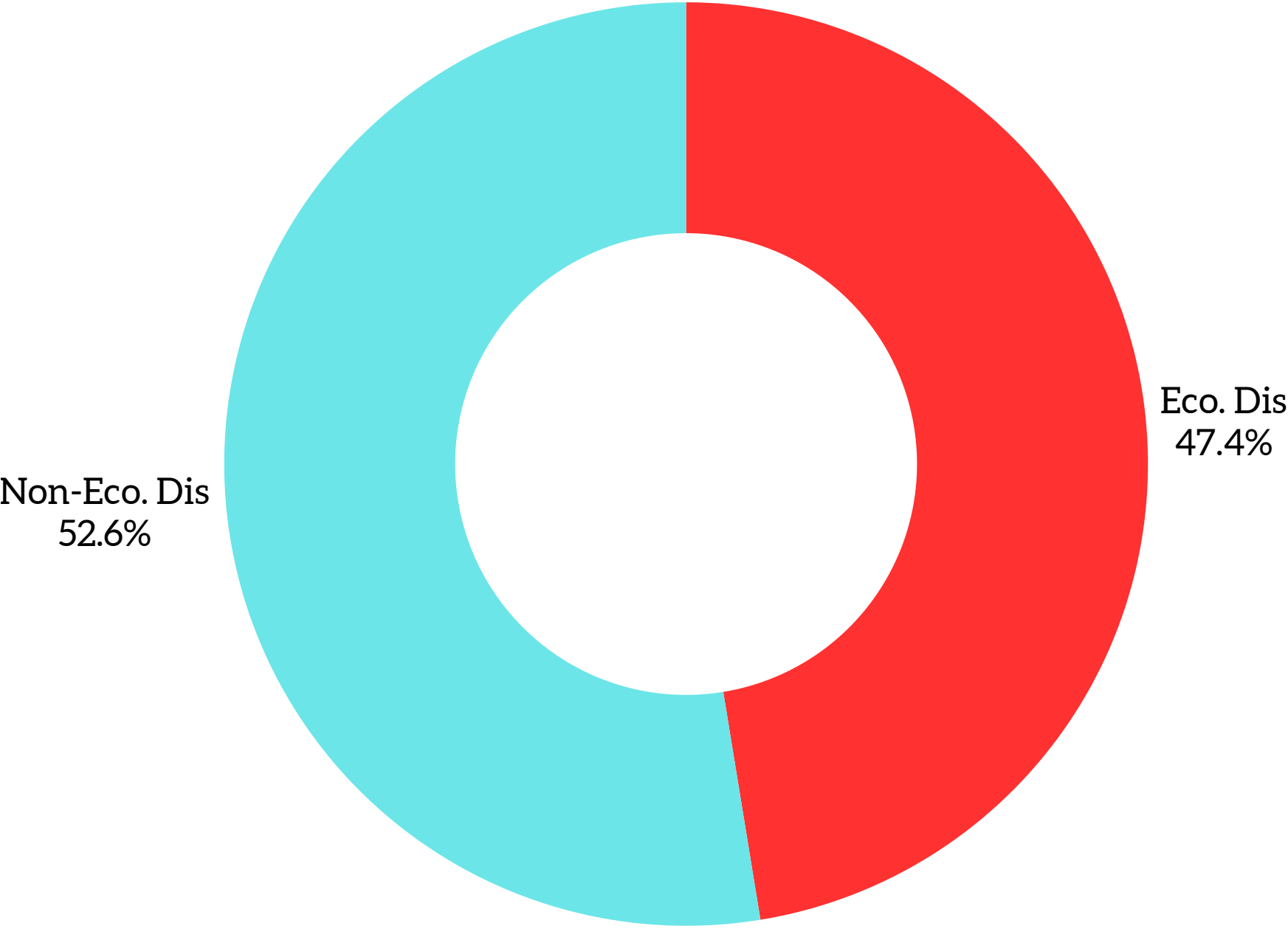
STAFF EXPERIENCE



STUDENT ENROLLMENT BY PROGRAM



ECONOMICALLY DISADVANTAGED



Section 2

PEIMS Financial Standard Reports (2023-24 Financial Actual Reports)

2023-24 ACTUAL FINANCIAL DATA (DISTRICT)

- *Revenues*
- *Expenditures*
- *Disbursements*
- *Tax Rates*
- *Fund Balance*

2023-24 ACTUAL FINANCIAL DATA (CAMPUS)

- *Expenditures by Object*
- *Expenditures by Function*
- *Program Expenditures by Program*

2023-24 is the most recent year for which this data is available. 2024-25 data will be released in the Spring of 2026

Full TAPR Information including a link to PEIMS Financial Standards Report can be found on the last page of the TAPR report or at the following TEA web address
<http://tea.texas.gov/financialstandardreports>

Section 3

District Accreditation Status (2023-24 School Year)

➡ Generally, each year TEA assigns one of four accreditation statuses to each district in the state:

- 1.Accredited
- 2.Accredited-Warning
- 3.Accredited-Probation
- 4.Not Accredited-Revoked


➡ In assigning an accreditation status to a district, TEA considers

- Academic Accountability Ratings
- Financial Accountability Ratings
- Data Integrity
- Program-area deficiencies identified through Results Driven Accountability (RDA)

CDN	DISTRICT NAME	ESC	2023 FIRST Rating	2023 Accountability Rating	2023-2024 Accreditation Status	Reason For Status	Notes
218901	SONORA ISD	15	A - Superior Achievement	B	ACCREDITED		

Section 4

Campus Performance Objectives



Campus Improvement Plans (CIPs)

- Each campus has developed and is implementing a CIP, as required by TEC 11.253
- Each CIP includes performance objectives (approved by the Board) that are based on data analysis and needs assessments- including data reported in annual TAPR reports
- Each campus periodically measures progress toward its performance objectives
- Updated CIPs for the 2024-25 school year (which show both the objectives of each campus and each campus's progress toward meeting its performance objectives) are posted on the district's website and are available for review at the district's central office or at the applicable campus.

Section 5

Report on Violent or Criminal Incidents

- ➔ TEC Section 39.306 requires each district to publish, as part of its Annual Report, a report on violent or criminal incidents that occur at each campus
- ➔ The report must include
 - Number, rate and type of violent or criminal incidents that occurred on each campus (to the extent permitted under FERPA)
 - Descriptions of school violence prevention and violence intervention policies and procedures used to protect students
 - Finds from evaluations (if any) conducted under the Safe and Drug-Free Schools and Communities Act
- ➔ The district's report for the 2024-25 school year is available for review at the district's central office and at each campus in the district

Number of Incidents in 2023-24 Reported in PEIMS for
Sonora ISD

0

Section 6

Student Performance in Postsecondary Institutions

- ➡ TEC Section 39.306 requires each district to publish, as part of its Annual Report, a report on student performance in postsecondary institutions during the first year enrolled after graduation from high school.
- ➡ This data is compiled by the Texas Higher Education Coordinating Board (THECB)
- ➡ The most current report is for 2022–23 & 2024 High School Graduates
 - Student performance is measured by the Grade Point Average (GPA) earned by 2022–23 high school graduates who attended public four-year and two-year institutions of higher education in fiscal year 2024
 - For each student, the grade points and college-level semester credit hours earned by the student in Fall 2022, Spring 2023, and Summer 2023 are added together and averaged to determine the GPA

Class of 2024/2023 Student Enrollment/ 1st Year Performance at Texas Post-Secondary Education Institutions

Class of 2024

District	Code	Institution	Students
SONORA ISD	218901	ANGELO STATE UNIVERSITY (003541)	7
		TEXAS TECH UNIVERSITY (003644)	6
		Other Public 4-yr Institution (6)	8
		Other Public 2-yr Institution (6)	7
		Not trackable	1
		Not found	26
		<i>Total high school graduates</i>	<i>55</i>



Class of 2023

County	District	Total Graduates	GPA for 1st Year in Public Higher Education in Texas					Unk	
			<2.0	2.0-2.49	2.5-2.99	3.0-3.49	>3.5		
SUTTON									
	SONORA ISD								
	218901001	SONORA SECONDARY SCHOOL							
		Four-Year Public University	23	5	3	4	5	6	0
		Two-Year Public Colleges	10	5	0	1	3	1	0
		Independent Colleges & Universities	0						
		Not Trackable	0						
		Not Found	24						
		Total High School Graduates	57						

This information can be found at: <http://www.txhighereddata.org/index.cfm?objectid=B8C0A7A0-9B2C-11E8-B3630050560100A9>

Section 7

Progress of the District Towards HB 3 Goals

-  TEC Section 39.306 requires each district to publish, as part of its Annual Report, the progress of the district and each campus in the district toward meeting the goals set in the district's:
 - early childhood literacy and mathematics proficiency plans adopted under TEC 11.185; and
 - CCMR plans adopted under TEC 11.186
-  The progress made by the district and each campus is summarized in the HB3 Progress Report provided to the Board of Trustees in October, February, and June

Section 8

TAPR Glossary

- ➔ Each year, TEA prepares and publishes a TAPR Glossary
- ➔ A Spanish version of the TAPR Glossary is scheduled for release in early 2026
- ➔ The TAPR Glossary provides definitions, describes methodologies, and lists sources for each data point in the TAPR

<https://rptsvr1.tea.texas.gov/perfreport/tapr/2025/glossary.pdf>

2024–25 Texas Academic Performance Report (TAPR) Glossary

Cover Page

2025 Accountability Rating: The overall rating earned by the district or campus for 2025.

2025 Special Education Determination Status (district TAPR only): This label represents an integrated determination level status based on an evaluation of each local educational agency's (LEA) Results Driven Accountability (RDA) indicators in the special education program area and four Federally Required Elements (FREs), which include the State Performance Plan (SPP) compliance indicators 9, 10, 11, 12, and 13; data integrity; uncorrected noncompliance; and financial audit findings. Each LEA receives one of four special education determination levels (DLs):

Meets Requirements
Needs Assistance
Needs Intervention Needs
Substantial Intervention

2025 Armed Services Vocational Aptitude Battery (ASVAB) Test (Career Exploration) (*districts serving grades 10–12*): Senate Bill 1843 requires that each school year, each school district and open-enrollment charter school provide students in grades 10–12 the opportunity to take the ASVAB and consult with a military recruiter. (*Data source: PEIMS ArmedServicesVocAptBattery E1625*)

Performance

STAAR: A comprehensive testing program for public school students in grades 3–8 or high school courses with end-of-course (EOC) assessments. The STAAR program is designed to measure to what extent a student has learned, understood, and is able to apply the concepts and skills expected at each grade level or after completing each course for which an EOC assessment exists. Each STAAR assessment is linked directly to the Texas Essential Knowledge and Skills (TEKS). The TEKS are the state-mandated content standards that describe what a student should know and be able to do upon completion of a course. For more information on the TEKS, see the *Texas Essential Knowledge and Skills* website at <http://tea.texas.gov/curriculum/teks/>.

Other Important Information:

STAAR (with and without accommodations) and STAAR Alternate 2. The TAPR and the Texas Performance Reporting System (TPRS) include performance on STAAR and STAAR Alternate 2.

Spanish STAAR. All STAAR assessments in grades 3, 4, and 5 are available in both English and Spanish. The TAPR and the TPRS include performance on the Spanish STAAR.

Rounding of STAAR results. STAAR performance shown on the TAPR and TPRS is rounded to whole numbers. For example, 49.877% is rounded to 50%; 49.4999% is rounded to 49%; and 59.5% is rounded to 60%.

Masking. STAAR performance rates are masked when necessary to comply with FERPA. For more information, see the Explanation of Masking at <https://rptsvr1.tea.texas.gov/perfreport/tapr/2025/masking.html>.

Resources and Availability of Annual Report

- ➔ The District's TAPR will be posted on the district's website within 2 weeks after receiving the report.
- ➔ Paper copies will also be available at the district's central office and on each campus in the district.
- ➔ For questions or more information, contact:

Name	Katie Parker Ruiz
Position	Student Services Coordinator
Phone	325-387-6940 ext. 1005
Email	katie.parker@sonoraisd.net