



PMA Securities part of:

PTMA
FINANCIAL SOLUTIONS

Proposed Levy Information Packet

Thursday, December 4, 2025

Royalton Public School District

**Based on Levy, Limitation and Certification Report dated
11/25/25**



Michael Hart

VP, Managing Director
michael.hart@ptma.com
612-509-2569

Steve Pumper

Senior Vice President
steve.pumper@ptma.com
612-509-2565

Bill Menozzi

Director, Public Finance
bill.menozzi@ptma.com
612-509-2567

Joel Hanson

Senior Quantitative Analyst
joel.hanson@ptma.com
612-509-2566

PMA Securities, LLC

5298 Kyler Avenue NE
Albertville, MN 55301
612-509-2560
ptma.com

Member FINRA and SIPC
Registered with SEC and MSRB

Helping Communities Thrive.

Royalton Public School District

Proposed Property Tax Levy Summary by Fund

	Final Pay 2025	Proposed Pay 2026	\$ Change	% Change
General Fund (Fund 1)				
Local Optional	455,744	459,909	4,165	0.9%
Equity	148,716	154,570	5,855	3.9%
Transition	17,456	18,138	682	3.9%
Operating Capital	68,814	67,382	(1,432)	-2.1%
Safe Schools	34,646	34,438	(209)	-0.6%
Career & Technical	77,068	92,465	15,397	20.0%
Annual OPEB	-	8,823	8,823	-
Long Term Facilities Maintenance	63,505	66,548	3,043	4.8%
Building/Land Lease	-	49,191	49,191	-
<i>Adjustments and Abatements</i>	<i>(39,839)</i>	<i>(43,565)</i>	<i>(3,726)</i>	-
General Fund Total Levy	826,110	907,899	81,789	9.9%
Community Service (Fund 4)				
Basic Community Education	23,742	21,976	(1,767)	-7.4%
Early Childhood Education	14,391	12,442	(1,949)	-13.5%
Home Visiting	436	441	5	1.1%
<i>Adjustments and Abatements</i>	<i>(76)</i>	<i>(1,423)</i>	<i>(1,346)</i>	-
Community Service Fund Total Levy	38,493	33,436	(5,057)	-13.1%
Debt Service Fund (Fund 7)				
Voter Approved Debt Service	1,805,417	1,803,710	(1,707)	-0.1%
Non-Voter Approved Debt Service	66,392	63,017	(3,375)	-5.1%
<i>Adjustments and Abatements</i>	<i>(127,415)</i>	<i>(106,709)</i>	<i>20,706</i>	-
Debt Service Fund Total Levy	1,744,394	1,760,018	15,624	0.9%
Total Property Tax Levy All Funds	2,608,997	2,701,352	92,356	3.54%

Royalton Public School District

Proposed Property Tax Levy Summary by Tax Type

	Final Pay 2025	Proposed Pay 2026	\$ Change	% Change
Referendum Market Value Voter Approved				
Operating Referendum	-	-	-	0.0%
RMV Voter Total Levy	-	-	-	

Referendum Market Value Non-Voter Approved

Local Optional	455,744	459,909	4,165	0.9%
Equity	148,716	154,570	5,855	3.9%
Transition	17,456	18,138	682	3.9%
<i>Adjustments and Abatements</i>	<i>(36,887)</i>	<i>(54,289)</i>	<i>(17,402)</i>	-
RMV Non-Voter Total Levy	585,029	578,328	(6,701)	-1.1%

Net Tax Capacity Voter Approved

Voter Approved Debt Service	1,805,417	1,803,710	(1,707)	-0.1%
<i>Adjustments and Abatements</i>	<i>(116,754)</i>	<i>(98,047)</i>	<i>18,707</i>	-
NTC Voter Total Levy	1,688,662	1,705,663	17,000	1.0%

Net Tax Capacity Non-Voter Approved

Non-Voter Approved Debt Service	66,392	63,017	(3,375)	-5.1%
Operating Capital	68,814	67,382	(1,432)	-2.1%
Safe Schools	34,646	34,438	(209)	-0.6%
Career & Technical	77,068	92,465	15,397	20.0%
Annual OPEB	-	8,823	8,823	-
Long Term Facilities Maintenance	63,505	66,548	3,043	4.8%
Building/Land Lease	-	49,191	49,191	-
Basic Community Education	23,742	21,976	(1,767)	-7.4%
Early Childhood Education	14,391	12,442	(1,949)	-13.5%
Home Visiting	436	441	5	1.1%
<i>Adjustments and Abatements</i>	<i>(13,689)</i>	<i>639</i>	<i>14,328</i>	-
NTC Non-Voter Total Levy	335,305	417,361	82,056	24.5%

Total Voter Approved	1,688,662	1,705,663	17,000	1.0%
Total Non-Voter Approved	920,334	995,690	75,355	8.2%

Total Referendum Market Value	585,029	578,328	(6,701)	-1.1%
Total Net Tax Capacity	2,023,968	2,123,024	99,056	4.9%

Total Property Tax Levy All Funds	2,608,997	2,701,352	92,356	3.54%
--	------------------	------------------	---------------	--------------

Royalton Public School District

Proposed Property Tax Levy Summary by Calculation Method

	Final Pay 2025	Proposed Pay 2026	\$ Change	% Change
Levies Using Pupil Units as the Basis				
Adjusted Pupil Units	962.40	956.60	(5.80)	-0.6%
Local Optional	455,744	459,909	4,165	0.9%
Equity	148,716	154,570	5,855	3.9%
Operating Capital	68,814	67,382	(1,432)	-2.1%
Long Term Facilities Maintenance	63,505	66,548	3,043	4.8%
Safe Schools	34,646	34,438	(209)	-0.6%
Transition	17,456	18,138	682	3.9%
<i>Adjustments</i>	(36,533)	(53,798)	(17,264)	-
Total	752,347	747,187	(5,160)	-0.7%

Levies Using Expenditures as the Basis

LTFM Debt Service	66,392	63,017	(3,375)	-5.1%
General Debt Service	1,805,417	1,803,710	(1,707)	-0.1%
Building/Land Lease	-	49,191	49,191	-
Annual OPEB	-	8,823	8,823	-
Career & Technical	77,068	92,465	15,397	20.0%
<i>Adjustments</i>	(131,770)	(96,158)	35,611	-
Total	1,817,107	1,921,048	103,941	5.7%

Levies Using Population as the Basis

Basic Community Education	23,742	21,976	(1,767)	-7.4%
Home Visiting	436	441	5	1.1%
<i>Adjustments</i>	(94)	4	98	-
Total	24,084	22,421	(1,664)	-6.9%

Levies Using Tax Base as the Basis

Early Childhood Education	14,391	12,442	(1,949)	-13.5%
<i>Adjustments</i>	(23)	(1,426)	(1,404)	-
Total	14,369	11,016	(3,353)	-23.3%

Miscellaneous Adjustments

Property Tax Abatements	1,090	(319)	(1,408)	-
Total	1,090	(319)	(1,408)	-129.3%

Total Property Tax Levy All Funds	2,608,997	2,701,352	92,356	3.54%
--	------------------	------------------	---------------	--------------

Royalton Public School District

Estimated Tax Impacts - Pay 2026 Levy Total School Taxes

Summary				
	Pay 2025		Est. Pay 2026	% Change
Referendum Market Value	\$	465,015,500	\$ 482,137,100	3.68%
RMV Tax Rate		0.12581%	0.11995%	-4.66%
Net Tax Capacity	\$	6,532,737	\$ 6,916,379	5.87%
NTC Tax Rate		30.98%	30.70%	-0.92%

Types of Property	Pay 2025 Value	Pay 2026 Est. Value	Pay 2025	Pay 2026	\$ Change	% Change
Residential Homestead (Value Increase 4%)	\$144,200	\$150,000	\$524	\$539	\$15	2.86%
	192,300	200,000	747	766	19	2.55%
	240,400	250,000	970	994	23	2.42%
	288,500	300,000	1,193	1,221	28	2.34%
	336,500	350,000	1,415	1,448	33	2.31%
	432,700	450,000	1,861	1,903	41	2.22%
	528,800	550,000	2,326	2,386	60	2.60%
Commercial / Industrial** (Value Increase 4%)	\$96,200	\$100,000	\$568	\$580	\$12	2.16%
	240,400	250,000	1,560	1,604	45	2.87%
	480,800	500,000	3,352	3,439	87	2.61%
	961,500	1,000,000	6,935	7,108	173	2.50%
Agricultural Homestead (Value Increase 6%)	\$4,200	\$4,500	\$2.58	\$2.90	\$0.32	12.31%
	5,200	5,500	3.20	3.54	0.35	10.87%
	6,100	6,500	3.75	4.19	0.44	11.69%
	7,100	7,500	4.36	4.83	0.47	10.72%
Agricultural Non-Homestead (Value Increase 6%)	\$4,200	\$4,500	\$5.16	\$5.80	\$0.64	12.31%
	5,200	5,500	6.39	7.09	0.69	10.87%
	6,100	6,500	7.50	8.37	0.88	11.69%
	7,100	7,500	8.73	9.66	0.94	10.72%

*Actual taxes may be lower in certain taxing districts due to Disparity Reduction Aid.

Royalton Public School District

Estimated Tax Impacts - Pay 2026 Levy Total School Taxes

Summary				
	Pay 2025	Est. Pay 2026	% Change	
Referendum Market Value	\$ 465,015,500	\$ 482,137,100	3.68%	
RMV Tax Rate	0.12581%	0.11995%	-4.66%	
Net Tax Capacity	\$ 6,532,737	\$ 6,916,379	5.87%	
NTC Tax Rate	30.98%	30.70%	-0.92%	

Property Value Increase
0%

Types of Property	Pay 2025 Value	Pay 2026 Est. Value	Pay 2025	Pay 2026	\$ Change	% Change
Residential Homestead	\$144,200	\$144,200	\$524	\$512	(\$12)	-2.22%
	192,300	192,300	747	731	(16)	-2.13%
	240,400	240,400	970	950	(20)	-2.09%
	288,500	288,500	1,193	1,168	(25)	-2.06%
	336,500	336,500	1,415	1,387	(29)	-2.04%
	432,700	432,700	1,861	1,824	(38)	-2.02%
	528,800	528,800	2,326	2,280	(46)	-1.99%

Property Value Increase
4%

Types of Property	Pay 2025 Value	Pay 2026 Est. Value	Pay 2025	Pay 2026	\$ Change	% Change
Residential Homestead	\$144,200	\$150,000	\$524	\$539	\$15	2.86%
	192,300	200,000	747	766	19	2.55%
	240,400	250,000	970	994	23	2.42%
	288,500	300,000	1,193	1,221	28	2.34%
	336,500	350,000	1,415	1,448	33	2.31%
	432,700	450,000	1,861	1,903	41	2.22%
	528,800	550,000	2,326	2,386	60	2.60%

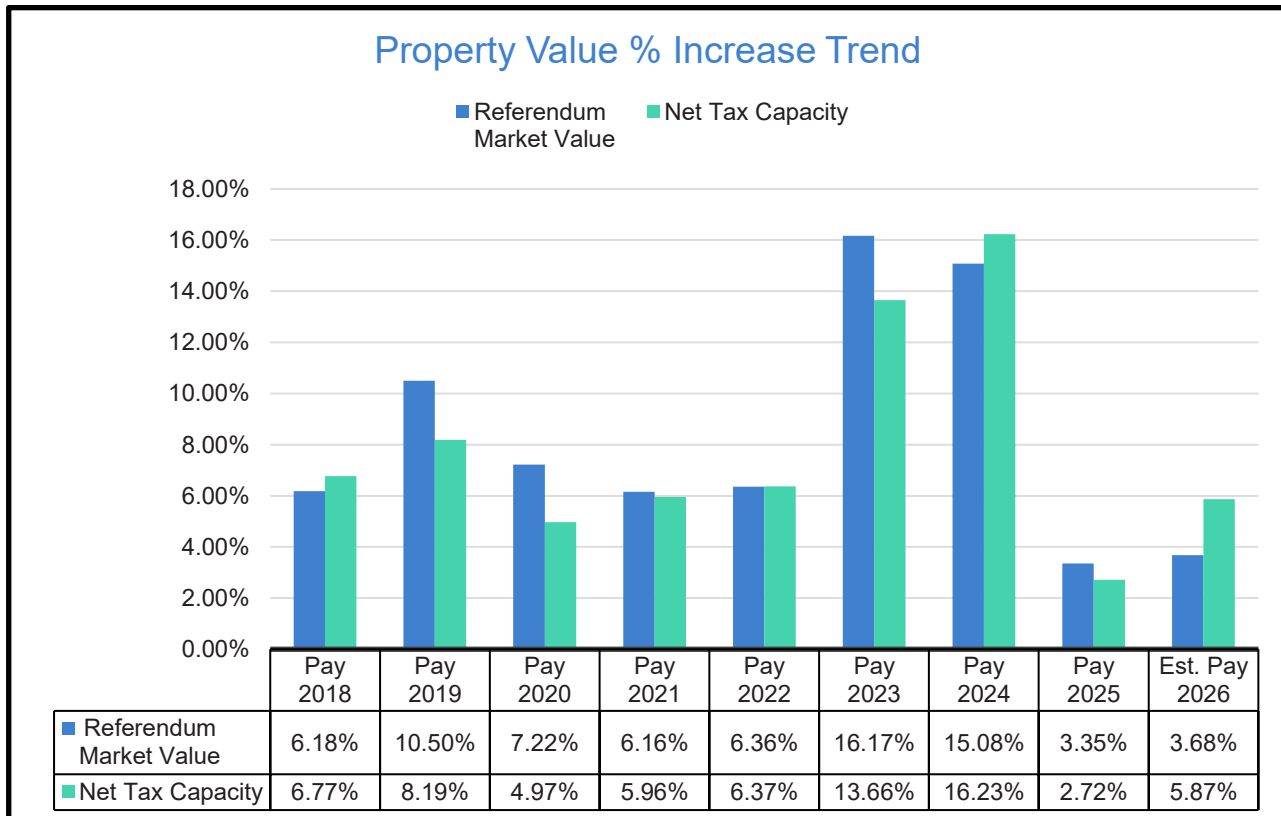
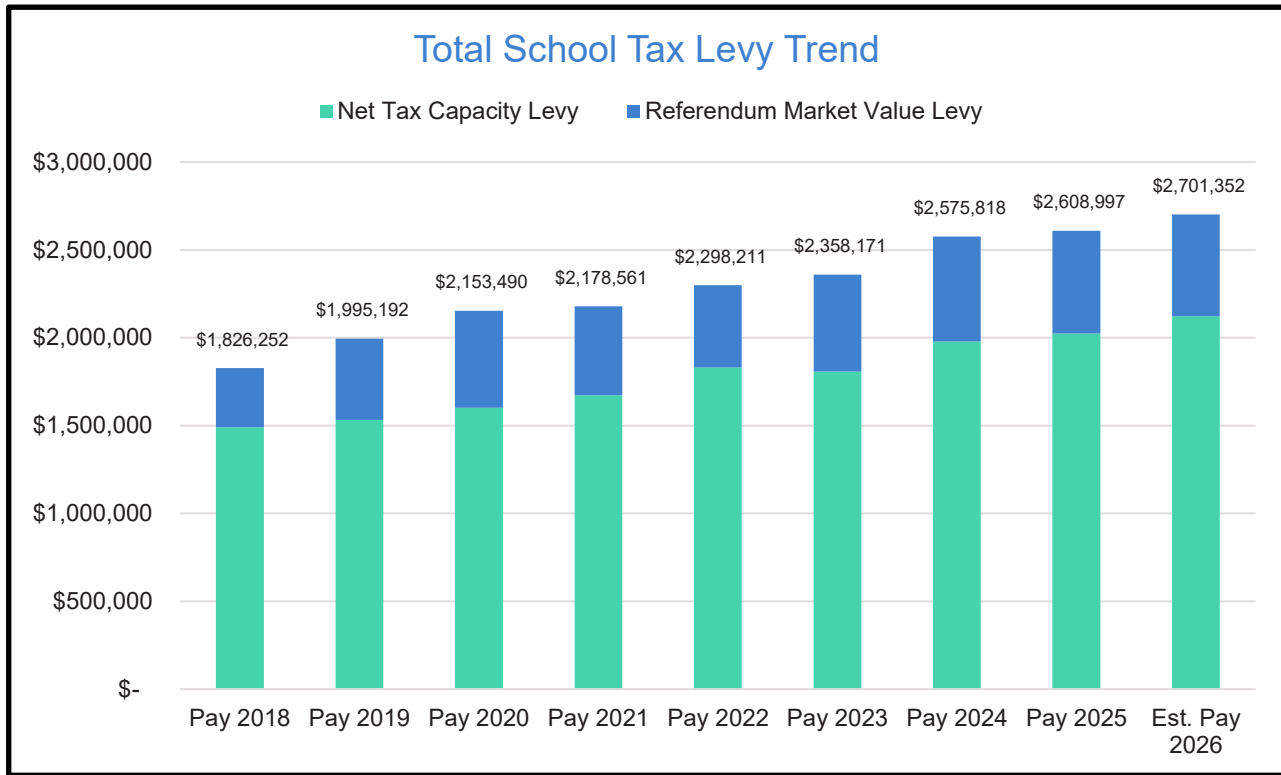
Property Value Increase
8%

Types of Property	Pay 2025 Value	Pay 2026 Est. Value	Pay 2025	Pay 2026	\$ Change	% Change
Residential Homestead	\$144,200	\$155,736	\$524	\$565	\$41	7.80%
	192,300	207,684	747	801	54	7.20%
	240,400	259,632	970	1,037	67	6.90%
	288,500	311,580	1,193	1,273	80	6.75%
	336,500	363,420	1,415	1,509	94	6.62%
	432,700	467,316	1,861	1,981	120	6.43%
	528,800	571,104	2,326	2,493	167	7.17%

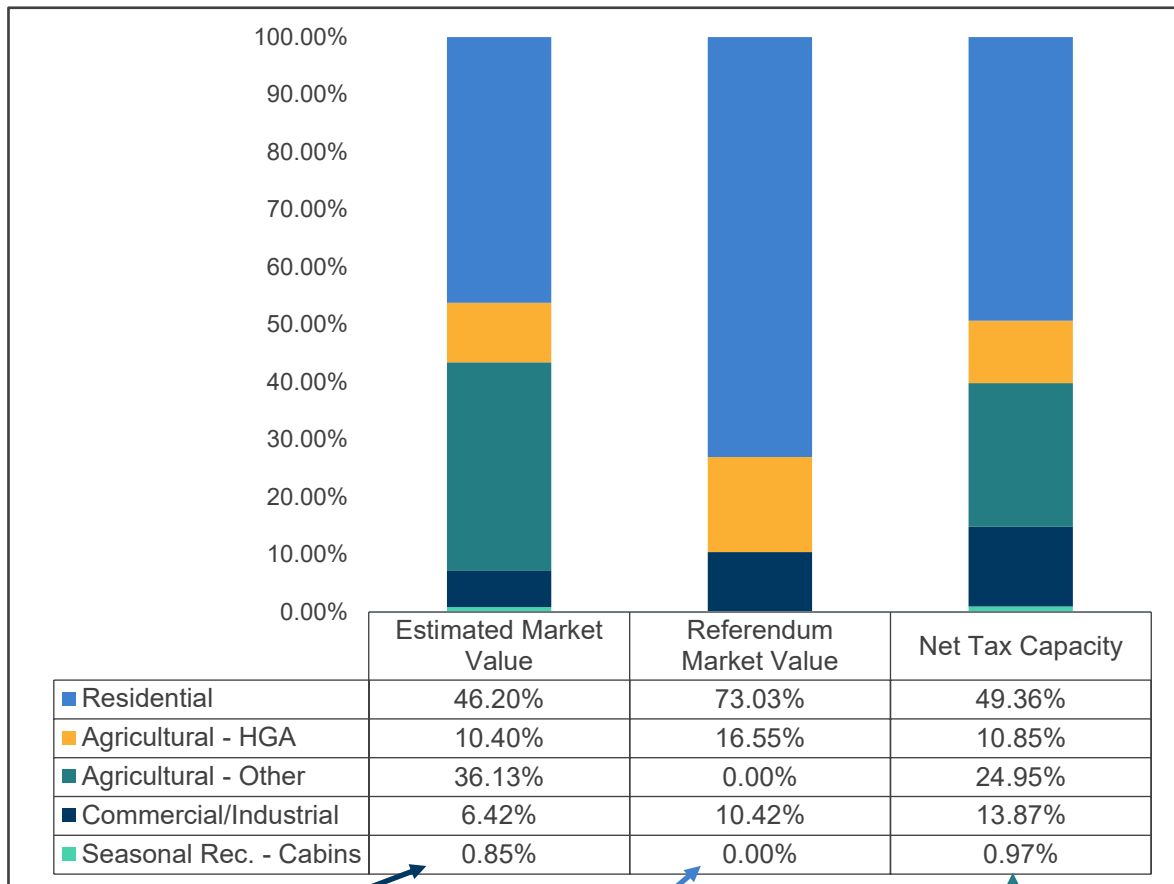
*Actual taxes may be lower in certain taxing districts due to Disparity Reduction Aid.

Royalton Public School District

Total School Taxes Trend



Royalton Public School District
Valuation Data by Classification for Pay 2025 Taxes



Property valuation established by County through assessment process.

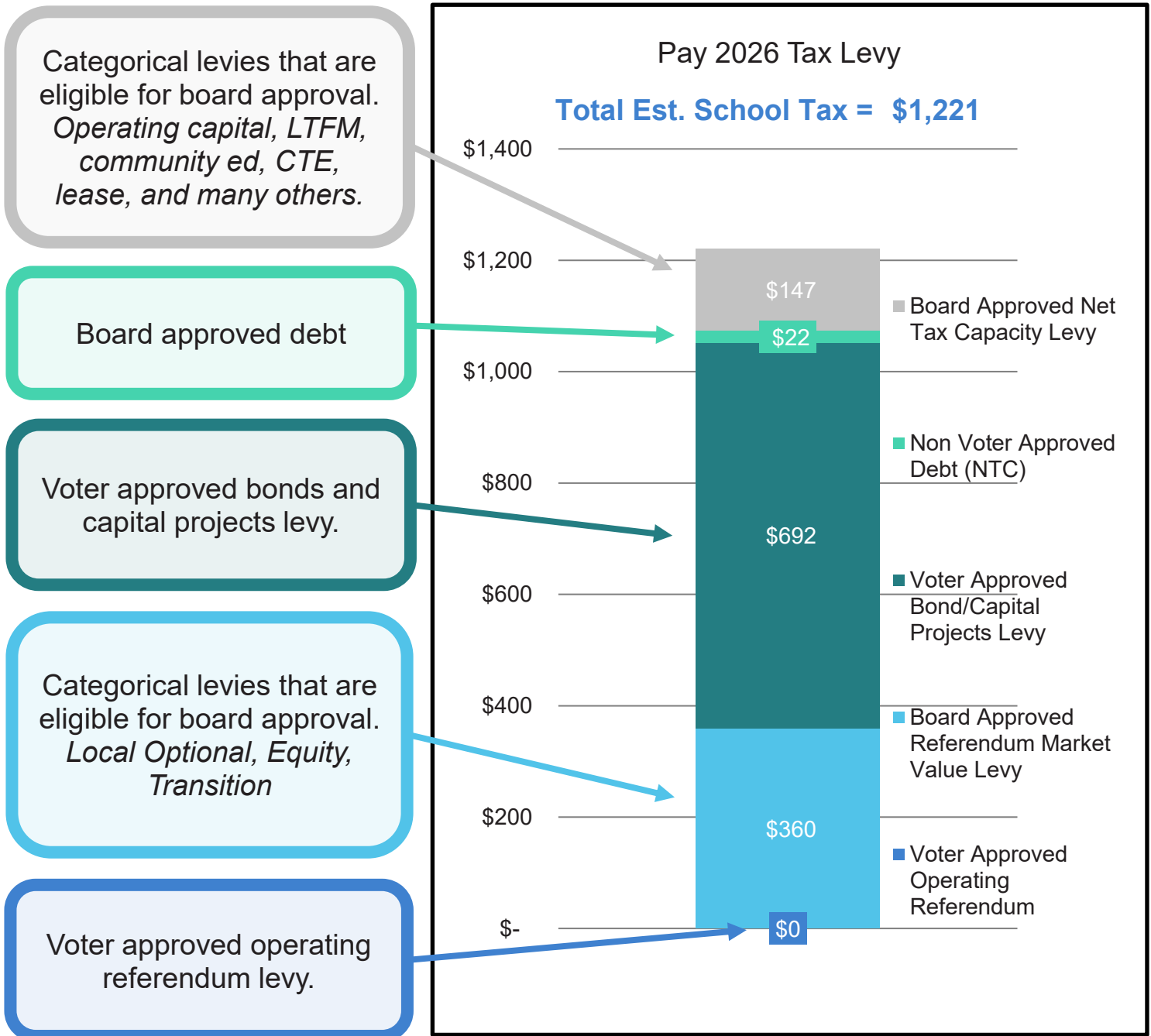
Tax base for operating referendum, local optional, equity and transition revenues.

Tax base for Debt, LTFM, OPEB, Operating Capital, Achievement and Intergration, Community Ed and many others.

Royalton Public School District

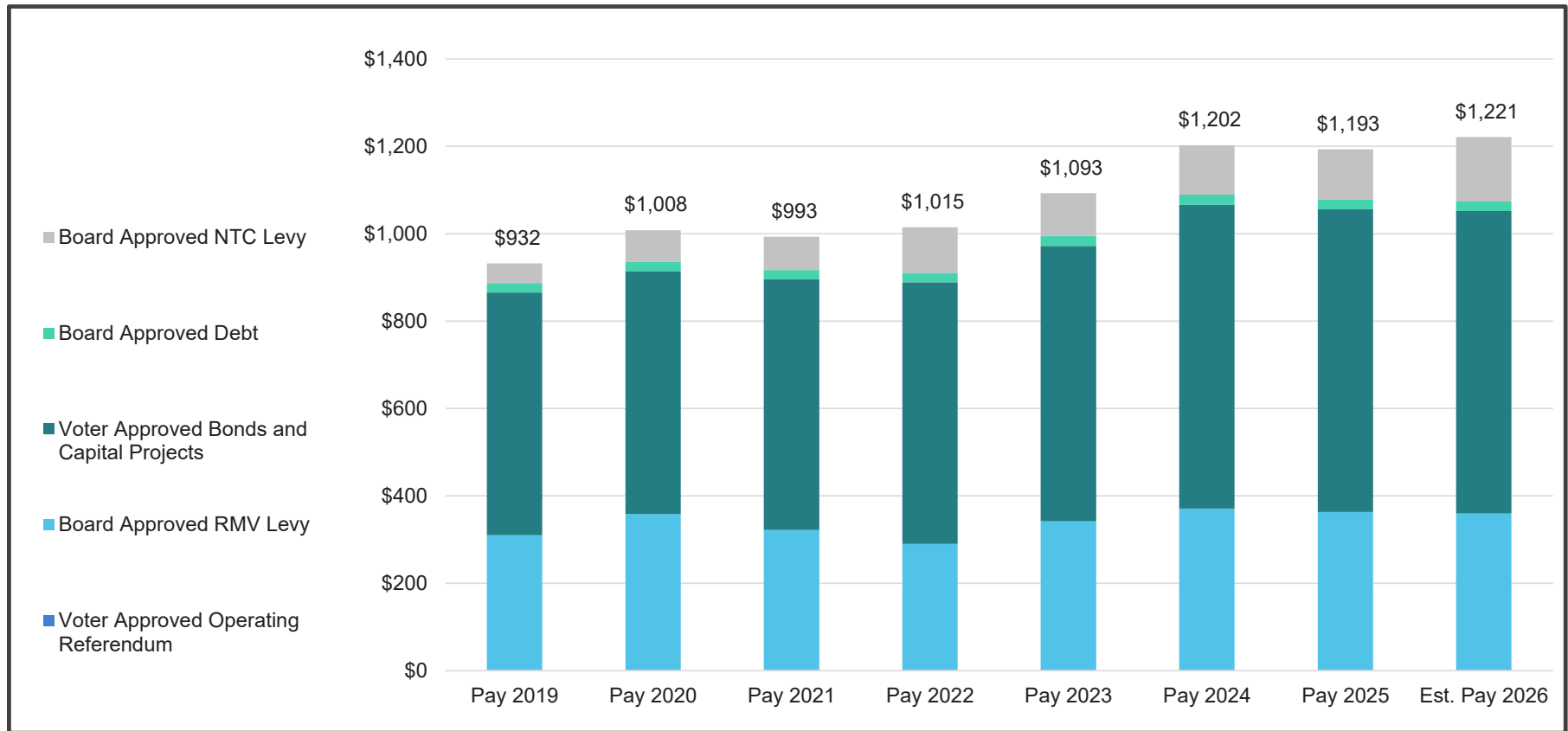
Estimated Pay 2026 Total School Taxes for Residential Homestead

Home Value = \$300,000



Royalton Public School District

Residential Homestead School Tax Trend

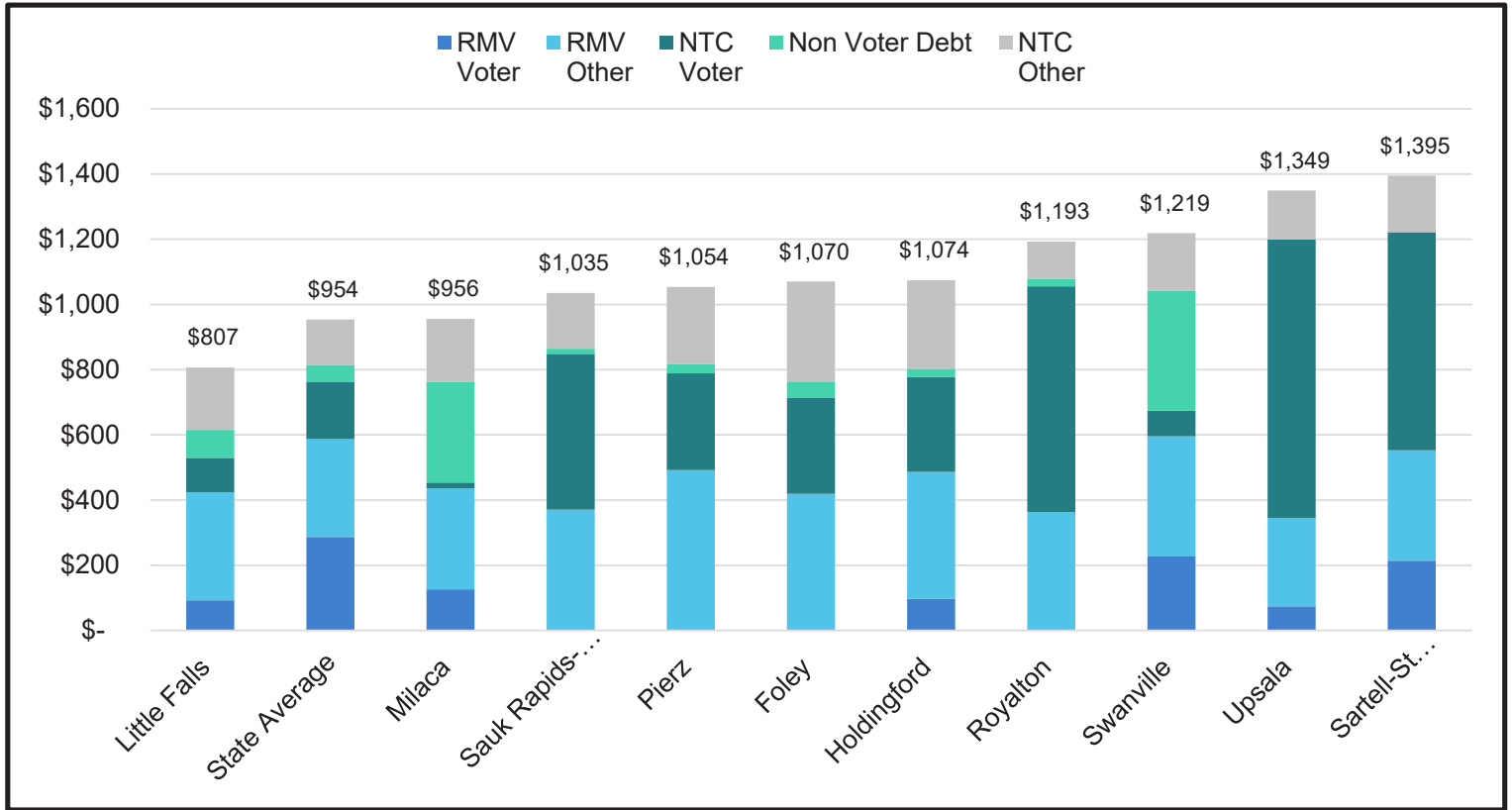


	Pay 2019	Pay 2020	Pay 2021	Pay 2022	Pay 2023	Pay 2024	Pay 2025	Est. Pay 2026
Home Value*	185,800	193,200	200,900	208,900	242,700	279,300	288,500	300,000
Voter Approved Operating Referendum	0	0	0	0	0	0	0	0
Board Approved RMV Levy	310	358	322	290	342	371	363	360
Voter Approved Bonds and Capital Projects	555	556	574	599	630	695	692	692
Board Approved Debt	22	22	21	21	22	23	23	22
Board Approved NTC Levy	45	72	76	104	98	113	115	147
Total School Taxes	\$ 932	\$ 1,008	\$ 993	\$ 1,015	\$ 1,093	\$ 1,202	\$ 1,193	\$ 1,221

*The chart assumes a 4% annual increase in the home value for taxes payable from 2019 to 2022. A 16.2% increase in value is assumed for taxes payable in 2023, a 15.1% increase in 2024, a 3.3% increase in 2025 and a 4% increase in 2026.

Royalton Public School District

Pay 2025 Tax Levies for Residential Homestead

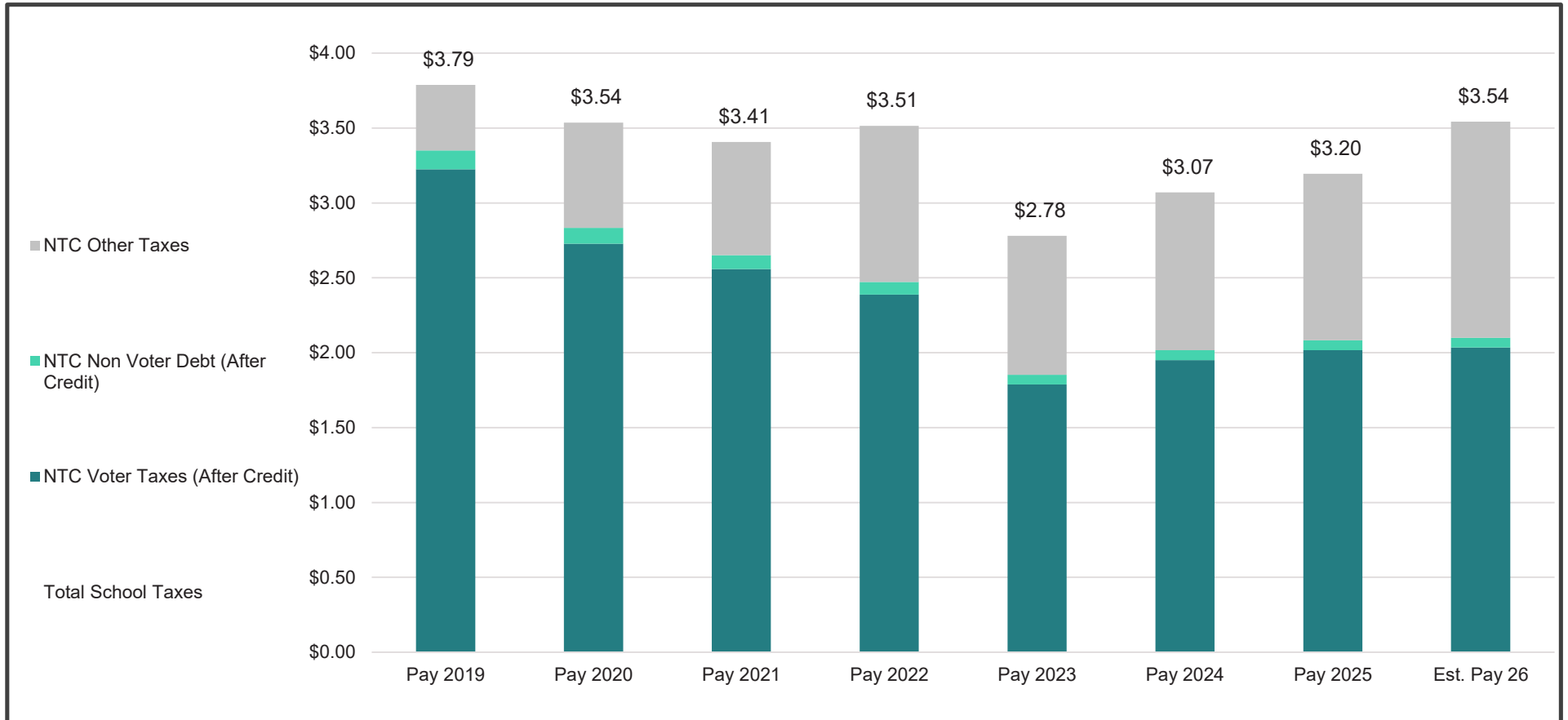


#	District Name	Home Value	RMV Voter	RMV Other	NTC Voter	Non Voter Debt	NTC Other	Total Levy
482	Little Falls	288,500 \$	93 \$	331 \$	105 \$	86 \$	191 \$	\$ 807
	State Average	288,500 \$	287 \$	300 \$	174 \$	54 \$	139 \$	\$ 954
912	Milaca	288,500 \$	126 \$	310 \$	18 \$	308 \$	194 \$	\$ 956
47	Sauk Rapids-Rice	288,500 \$	- \$	371 \$	478 \$	16 \$	171 \$	\$ 1,035
484	Pierz	288,500 \$	- \$	492 \$	296 \$	28 \$	237 \$	\$ 1,054
51	Foley	288,500 \$	- \$	419 \$	294 \$	50 \$	307 \$	\$ 1,070
738	Holdingford	288,500 \$	97 \$	390 \$	291 \$	25 \$	271 \$	\$ 1,074
485	Royalton	288,500 \$	- \$	363 \$	692 \$	23 \$	115 \$	\$ 1,193
486	Swanville	288,500 \$	229 \$	366 \$	78 \$	369 \$	176 \$	\$ 1,219
487	Upsala	288,500 \$	74 \$	270 \$	854 \$	- \$	150 \$	\$ 1,349
748	Sartell-St Stephen	288,500 \$	214 \$	338 \$	669 \$	- \$	174 \$	\$ 1,395
Group Average		\$	102 \$	359 \$	359 \$	87 \$	193 \$	\$ 1,101

Data sourced from Minnesota Department of Education Pay 2025 School Tax Report.

Royalton Public School District

Agricultural Homestead Land School Tax Trend

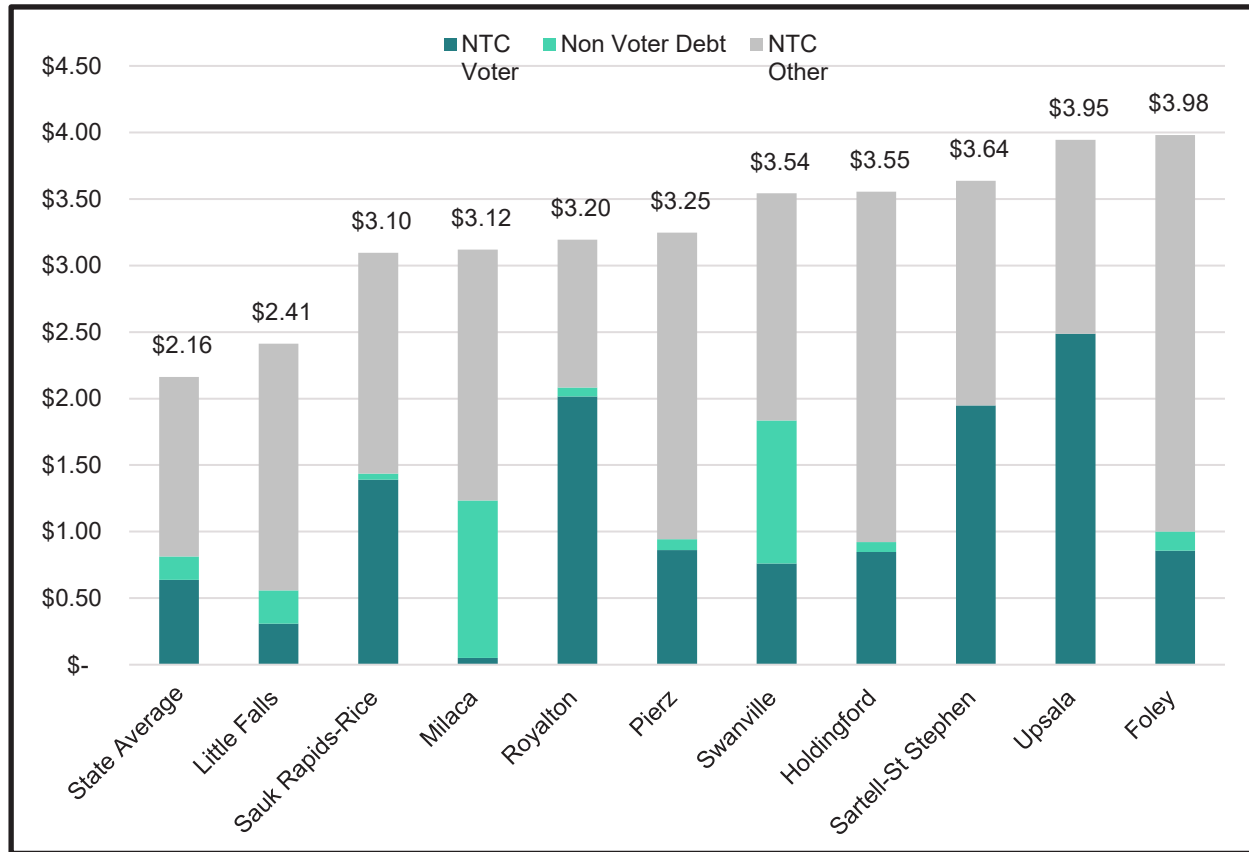


	Pay 2019	Pay 2020	Pay 2021	Pay 2022	Pay 2023	Pay 2024	Pay 2025	Est. Pay 26
Value per Acre	3,200	3,400	3,600	3,800	4,300	5,000	5,200	5,500
NTC Voter Taxes (After Credit)	3.22	2.73	2.56	2.39	1.79	1.95	2.02	2.03
NTC Non Voter Debt (After Credit)	0.13	0.11	0.09	0.08	0.06	0.07	0.07	0.06
NTC Other Taxes	0.44	0.70	0.76	1.04	0.93	1.05	1.11	1.44
Total School Taxes	\$ 3.79	\$ 3.54	\$ 3.41	\$ 3.51	\$ 2.78	\$ 3.07	\$ 3.20	\$ 3.54

*The chart assumes a 6% annual increase in the per acre value for taxes payable from 2019 to 2022. A 14% increase in value is assumed for taxes payable in 2023, a 16% increase in 2024, a 3% increase in 2025 and a 6% increase in 2026.

Royalton Public School District

Pay 2025 Tax Levies for Agricultural Homestead



#	District Name	Acre Value	NTC Voter	Non Voter Debt	NTC Other	Total Levy
	State Average	5,200 \$	0.64 \$	0.18 \$	1.35 \$	2.16
482	Little Falls	5,200 \$	0.31 \$	0.25 \$	1.86 \$	2.41
47	Sauk Rapids-Rice	5,200 \$	1.39 \$	0.05 \$	1.66 \$	3.10
912	Milaca	5,200 \$	0.05 \$	1.18 \$	1.89 \$	3.12
485	Royalton	5,200 \$	2.02 \$	0.07 \$	1.11 \$	3.20
484	Pierz	5,200 \$	0.86 \$	0.08 \$	2.30 \$	3.25
486	Swanville	5,200 \$	0.76 \$	1.07 \$	1.71 \$	3.54
738	Holdingford	5,200 \$	0.85 \$	0.07 \$	2.63 \$	3.55
748	Sartell-St Stephen	5,200 \$	1.95 \$	- \$	1.69 \$	3.64
487	Upsala	5,200 \$	2.49 \$	- \$	1.46 \$	3.95
51	Foley	5,200 \$	0.86 \$	0.15 \$	2.98 \$	3.98
Group Average		\$	1.11 \$	0.28 \$	1.88 \$	3.26

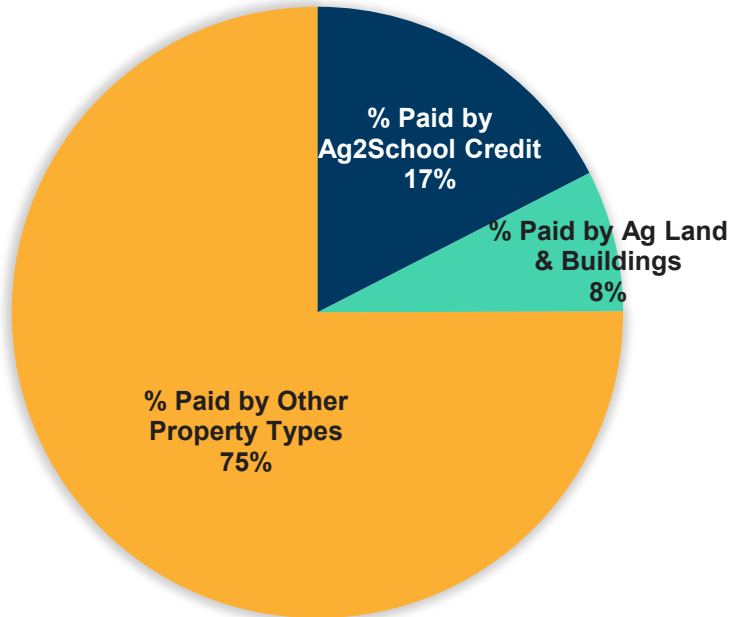
Data sourced from Minnesota Department of Education Pay 2025 School Tax Report.

ISD No. 485, Royaltown Public School District

Source of Debt Service Payments

(Assuming 70% Ag2School Credit)

(Based on Valuations for taxes payable in 2025)



Notes:

1. The Ag2School credit applies to agricultural land and buildings. The house, garage and first acre of land do not benefit from the Ag2School credit.
2. The Ag2School credit does not increase or decrease the tax impact on all other property types.

The state will pay for approximately \$307,000 of the \$1,760,018 debt service levy for Pay 2026 via the Ag2School Credit.

Important Disclaimer

This report is intended for illustrative and informational purposes only. This report has been generated based on the most recent available Levy Limitation and Certification report found in the Minnesota Funding Reports section of the Minnesota Department of Education (MDE) website. Historical tax data is sourced from the school tax reports generated by MDE each year. PMA will not verify the accuracy of the data provided by MDE. The report also includes certain assumptions about property valuations that if modified could impact the resulting tax impacts illustrated in the report. Valuations have been sourced from the Property Record Information System of Minnesota (PRISM) as provided by the counties and reported by the Department of Revenue or directly provided by the counties. Reasonable efforts and generally accepted methods of calculation have been incorporated into the report including current property tax laws. Changes in property tax laws or key assumptions may change the accuracy of this report.