



Bond Program Status Report To the Business Office

Through April 2016

2014 Bond Construction Program

Overall Performance
April 2016 Report

Update

Narrative Comments:

1. Cost Management and Control Plan Draft submitted for Bond Accountability Committee (BAC) review. Committee has endorsed the Plan and will be recommending approval at the June School Board Meeting.
2. Overall schedule - Key issue - HS is behind schedule - will develop contingency plan - see Schedule Perspective.
3. Equity - MWESB consultants: same, contractors: +1.4%. Apprenticeships: -0.4%. BAC has endorsed expanding the scope of firms covered by the Board's equity goal to include federal and national certification programs. Board approval will be recommended by the BAC to the Board in June.

New

Color Key

	No Data
	On Track
	Watch List
	Trouble

Overall Perspective

New Capacity				Modernization & Major Repairs							Tech		
New High School	New Middle School	New K-5 North Bethany	K-5 Site Acquisition	Vose ES Replacement	Conestoga MS Roof Replacement & HVAC	Westview HS Roof Replacement	Cedar Park - Meadow Park HVAC Upgrades	Sunset HS Title IX & Building Improvements	McKay ADA Upgrade	Capital Center Phase I, II Improvements & Repairs	Capital Center Phase III	District-wide Wireless Upgrades	Telephone System - VoIP
MWESB - Consultants 4.4%				MWESB - Contractors 7.4%				Apprenticeship 16.5%					

Overall Project Performance ➔

Perspective Budget ➔

Perspective Schedule ➔

Perspective Equity ➔

Was Yellow

Was Red

2014 Bond Construction Program

Budget Perspective
April 2016 Report

+ \$146K

Narrative Comments:

1. High School: Contingency increased slightly to **\$9.7M**.
2. Middle School: Project costs running under current budget; contingency at **2.3%**. **Was 3.7%; still OK**
3. Vose Replacement: **Construction low bid \$1.3M below estimate.**
4. Westview Roof repair project estimate exceed current budget. **Updated cost estimate expected 10/2016.** Additional funding, if needed, will be provided from within the District-wide repair component of the program.
5. Capital Center Phase III: **Bids due 5/10/16;** budget to be adjusted after construction price is known. Additional funding, if needed, will be provided from within the District-wide repair component of the program.

Color Key

- No Data
- On Track
- Watch List
- Trouble

Budget Perspective

New Capacity				Modernization & Major Repairs						Tech			
New High School	New Middle School	New K-5 North Bethany	K-5 Site Acquisition	Vose ES Replacement	Conestoga MS Roof Replacement & HVAC	Westview HS Roof Replacement	Cedar Park - Meadow Park HVAC Upgrades	Sunset HS Title IX & Building Improvements	McKay ADA Upgrade	Capital Center Phase I, II Improvements & Repairs	Capital Center Phase III	District-wide Wireless Upgrades	Telephone System - VoIP
Green	Green	Green	Red	Green	Green	Red	Green	Green	Green	Green	Red	Green	Green
Green	Green	Green	Green	Green	Green	Green	Green	Green	Green	Yellow	Green	Green	Green
Green	Green	Green	NA	Green	Green	Green	Green	Green	Red	Green	Green	Green	Green
Green	Green	Green	NA	Green	Yellow	Red	Green	Green	Green	Yellow	Red	Green	Green
Green	Green	Green	Red	Green	Green	Red	Green	Green	Green	Green	Red	Green	Green

Strategic Objectives	Performance Measures	Performance Targets
Objective A Project Budget and Scope Aligned	1 Initial Cost Estimate of Approved Scope	Project Contingency > 10%
Objective B Planning & Design Costs within Budget	2 Planning & Design Costs	Within Budgeted Amount
Objective C Construction Costs within Budget	3 Construction Cost @ Contract Award or GMP	Project Contingency > 10%
	4 Construction Cost Current Estimate	Per Schedule
Objective D Project within Budget	5 Total Project Costs Within Budgeted Amount	Per Schedule

Was Green

Was Yellow

Was Red

2014 Bond Construction Program

Schedule Perspective

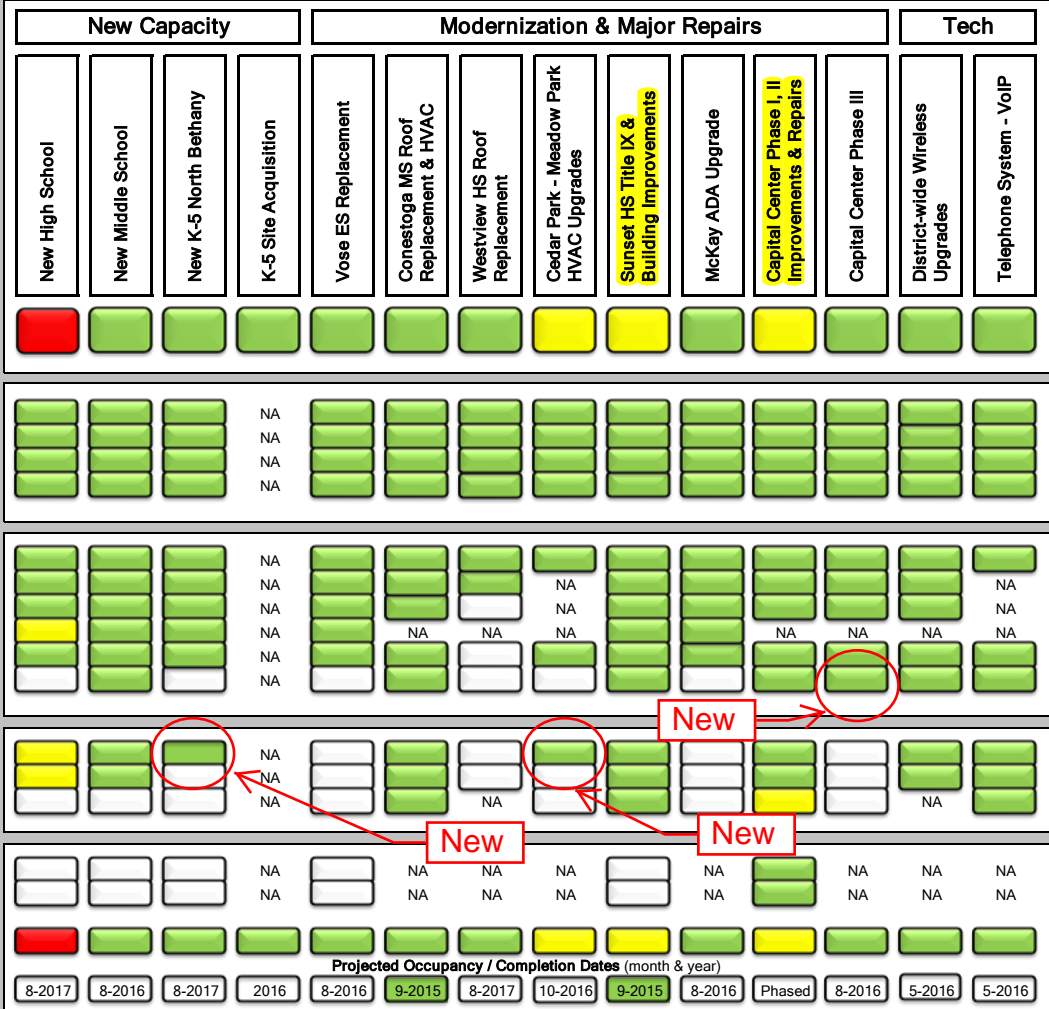
April 2016 Report

- Narrative Comments:**
1. High school: behind schedule - will develop plan to complete sections of the building, if needed, to allow opening for students on time while finishing work in areas not used by students the first year. Student enrollment in 2017-18 likely to be at no more than 50% of capacity. HS boundary adjustment decisions will determine.
 2. Middle school: Overall project schedule remains on track.
 3. N Bethany K5 at Kaiser Rd: **Construction starting in May.**
 4. Vose Replacement: Contract award Board approval on May 2.
 5. SHS Title IX Project Building Addition: construction under way and remains on track.
 6. Capital Center Phase III: HVAC work and CTP (SPED) Kitchen; **construction bid opening 5/10/16.**
 7. Cedar Park and Meadow Park HVAC Upgrades: **construction contracts awarded**
 8. McKay ADA Upgrades: **construction contract in process.**

Color Key

	No Data
	On Track
	Watch List
	Trouble

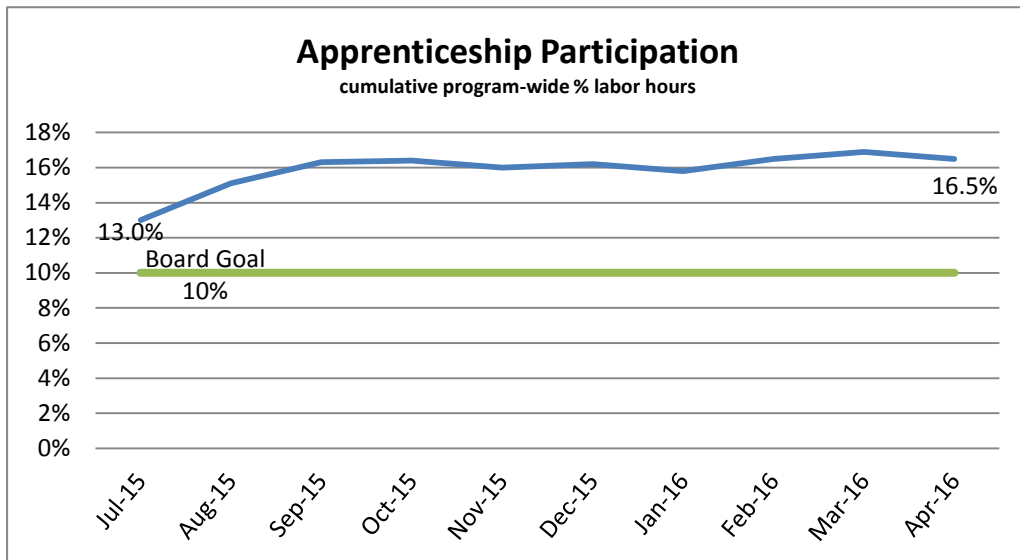
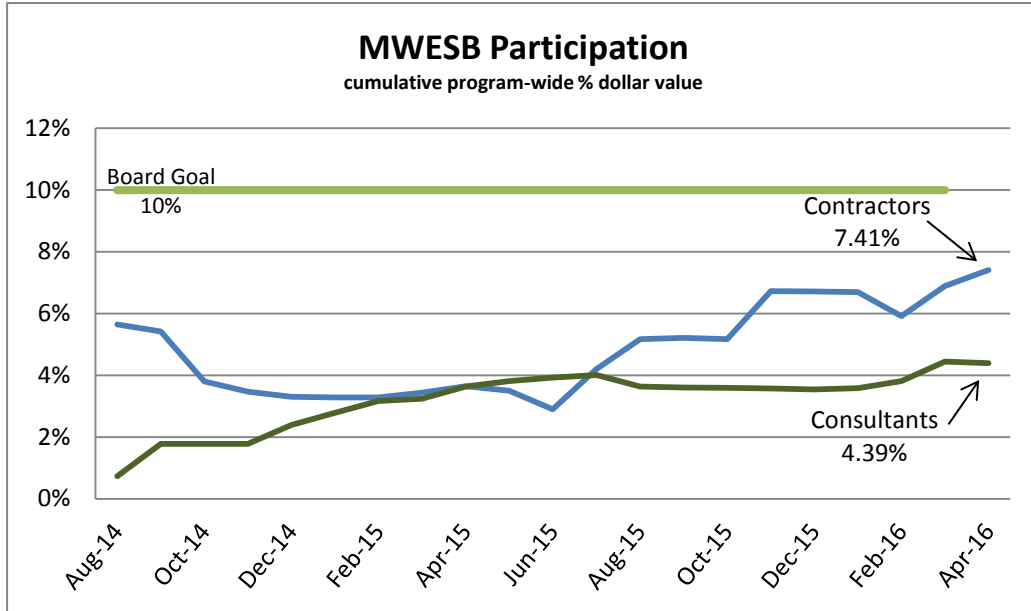
Schedule Perspective



Strategic Objectives	Performance Measures	Performance Targets
Objective A <small>Establish Schedule Target & Strategy</small>	1 Occupancy / Completion Goal Established	Green = Approved schedule. Yellow = 0 - 4 weeks behind Red > 4 weeks behind
	2 Project Execution Strategy Developed	
	3 Detailed Project Schedule Approved	
	4 Project Programming / Scope Completed	
Objective B <small>Planning, Permitting & Design Phases on Schedule</small>	5 Design Contract Awarded	Same as Objective A
	6 Schematic Design (SD) Completed	
	7 Design Development (DD) Completed	
	8 Land Use Permit Approved	
	9 Construction Documents (CD) Completed	
	10 Building Permit Approved	
Objective C <small>Construction on Schedule</small>	11 Prime Contract Notice to Proceed	Same as Objective A
	12 Construction Started	
	13 Certificate of Occupancy Received	
Objective D <small>Meet Occupancy / Completion Schedule Target</small>	14 FF&E Ordered	Same as Objective A
	15 FF&E Delivered and Installed	
	16 Occupancy / Completion on Schedule	Same as Objective A

2014 Construction Bond Program

Equity Performance
April 2016 Report



2014 Bond Financial Summary

Overall Program Cost Forecast and Available Funding

Project List	Original Funding Allocations	Funding Increases Available to Bond Program	Construction Cost Updates & Escalated for Inflation	
ACMA Replacement	\$ 28,300,000		\$ 39,048,849	(RLB 1/16 + soft costs)
AHS Title IX Compliance	\$ 2,000,000		\$ 2,406,800	
Capital Center Improvements & Data Center	\$ 5,000,000		\$ 14,110,150	(eB 4/30/16 EAC)
District-Wide ADA Compliance	\$ 2,000,000		\$ 2,000,000	
District-Wide Communication System	\$ 7,200,000		\$ 5,517,170	(eB 4/30/16 EAC)
District-Wide Facility Repairs	\$ 98,000,000		\$ 94,773,013	
District-Wide HVAC Controls	\$ 800,000		\$ 800,000	
Domestic / Fire Line Separation	\$ 800,000		\$ 977,120	
Five Oaks MS Renovation & Expansion	\$ 21,100,000		\$ 32,401,576	(RLB 1/16 + soft costs)
Green Energy Technology	\$ 5,000,000		\$ 3,010,000	
Hazeldale K-5 Replacement	\$ 24,600,000		\$ 35,765,354	(Vose estimate + inflation)
IT Data Center @ Capital Center	\$ 2,900,000		(Costs Moved to CC Project)	
Kitchen Improvements	\$ 800,000		\$ 977,120	
Land for new K-5 @ So. Cooper Mountain	\$ 3,000,000		\$ 4,367,000	
Maintenance Facility Improvements	\$ 10,000,000		\$ 12,383,615	(RLB 1/16 + soft costs + \$675K property + \$ parking lot work)
McKay ADA Improvements	\$ 400,000		\$ 691,436	(eB 4/30/16 EAC)
New HS @ South Cooper Mountain	\$ 109,000,000		\$ 184,654,450	(HCC GMP + soft costs)
New K-5 @ North Bethany	\$ 25,000,000		\$ 37,975,000	(GMP + soft costs)
New MS @ Timberland	\$ 51,600,000		\$ 60,711,652	(eB 4/30/16 EAC)
Raleigh Hills K-8 Improvements	\$ 9,700,000		\$ 12,295,720	
Security Upgrades	\$ 10,000,000		\$ 10,000,000	
Seismic Upgrades	\$ 4,200,000		\$ 5,206,740	
SHS Title IX Compliance	\$ 2,000,000		\$ 4,324,288	(eB 4/30/16 EAC)
Springville K-8 Improvements	\$ 2,000,000		\$ 510,016	Completed

Final Cost Estimate

Fixed Cost

Estimate Update

Inflation Projection

Abbreviations: RLB = Rider Levett Bucknall
 eB = eBuilder proj. mgmt info system
 EAC = \$ Estimate at proj. completion
 HCC = Hoffman Construction Co.
 GMP = Guaranteed Max. Price

2014 Bond Financial Summary

Overall Program Cost Forecast and Available Funding

Project List	Original Funding Allocations	Funding Increases Available to Bond Program	Construction Cost Updates & Escalated for Inflation	
Vose K-5 Replacement	\$ 24,800,000		\$ 33,794,951	(eB 4/30/16 EAC)
William Walker K-5 Replacement	\$ 24,600,000		\$ 35,484,698	(Vose estimate + inflation)
Added Projects	\$ -		\$ 1,980,066	
Program Contingency	\$ 45,400,000			
Program Inflation	\$ 52,800,000			
Pre-Bond Expenditure Reimbursements	\$ 1,000,000		\$ 998,828	
Bond Management Costs	\$ 20,000,000		\$ 28,000,000	
Bond Issuance Costs	\$ 6,000,000		\$ 6,000,000	
Construction	\$ 600,000,000		\$ 671,165,612	
Learning Technology	\$ 56,000,000		\$ 56,000,000	
Critical Equipment	\$ 24,000,000		\$ 24,000,000	
Tech & Equip Subtotal	\$ 80,000,000		\$ 80,000,000	
Total Original Funding	\$ 680,000,000			
Total Cost Projection			\$ 751,165,612	
2006 Bond Remaining Balance		\$ 576,615		
Capital Center Rent Revenue		\$ 433,385		
Construction Excise Tax Revenue		\$ 1,000,000		
Interest Earnings 1st Bond Sale		\$ 5,156,948		
Bond Premium 1st Bond Sale		\$ 63,295,961		
Construction Excise Tax Rev Thru 2021		\$ 5,401,000		
Other (estimated) *		\$ 5,000,000		
Total Funding Available		\$ 760,863,909		
Total Cost Updates			\$ 751,165,612	
Funding Balance Vs. Cost Updates				\$ 9,698,297

* Potential other revenues	
THPRD reimb. **	\$545,000
SB 1149 reimb.	\$2,500,000
ETO reimb.	\$9,000
Facility grants	\$2,500,000
Seismic grants	\$1,000,000
	\$6,554,000

** AHS actual + SHS (est)

+ \$50K

No Grant \$ Rec'd
First Round; Next
Round Pending

2014 Bond Financial Summary

Project List	Original Budget Allocations	Added Funding to Bond Program	Revised Approved Current Budget	Mar-16 Est @ Comp.	Apr-16 Est @ Comp.	Net Contingency Balance	
						\$	%
ACMA Replacement	\$ 28,300,000		\$ 39,048,849	\$ 39,048,849	\$ 39,048,849		
AHS Title IX Compliance	\$ 2,000,000		\$ 2,406,800	\$ 2,406,800	\$ 2,406,800		
Capital Center Improvements & Data Center	\$ 5,000,000		\$ 13,508,130	\$ 14,357,208	\$ 14,110,150	\$ (602,020)	-4.3%
District-Wide ADA Compliance	\$ 2,000,000		\$ 2,000,000	\$ 2,000,000	\$ 2,000,000		
District-Wide Communication System	\$ 7,200,000		\$ 5,600,000	\$ 5,517,170	\$ 5,517,170	\$232,769	4.3%
District-Wide Facility Repairs	\$ 98,000,000		\$ 94,773,013	\$ 94,773,013	\$ 94,773,013		
District-Wide HVAC Controls	\$ 800,000		\$ 800,000	\$ 800,000	\$ 800,000		
Domestic / Fire Line Separation	\$ 800,000		\$ 977,120	\$ 977,120	\$ 977,120		
Five Oaks MS Renovation & Expansion	\$ 21,100,000		\$ 32,401,576	\$ 32,401,576	\$ 32,401,576		
Green Energy Technology	\$ 5,000,000		\$ 3,010,000	\$ 3,010,000	\$ 3,010,000		
Hazeldale K-5 Replacement	\$ 24,600,000		\$ 35,765,354	\$ 35,765,354	\$ 35,765,354		
IT Data Center @ Capital Center	\$ 2,900,000		(Budget Moved to CC Project)				
Kitchen Improvements	\$ 800,000		\$ 977,120	\$ 977,120	\$ 977,120		
Land for new K-5 @ So. Cooper Mountain	\$ 3,000,000		\$ 4,367,000	\$ 4,367,000	\$ 4,367,000		
Maintenance Facility Improvements	\$ 10,000,000		\$ 12,383,615	\$ 12,383,615	\$ 12,383,615		
McKay ADA Improvements	\$ 400,000		\$ 692,000	\$ 640,000	\$ 691,436	\$ 51,346	8.0%
New HS @ South Cooper Mountain	\$ 109,000,000		\$ 184,654,450	\$ 184,508,541	\$ 184,654,450	\$ 9,672,971	5.5%
New K-5 @ North Bethany	\$ 25,000,000		\$ 37,975,000	\$ 37,975,000	\$ 37,975,000	\$ 3,082,302	8.8%
New MS @ Timberland	\$ 51,600,000		\$ 60,711,652	\$ 60,711,652	\$ 60,711,652	\$ 1,363,367	2.3%
Raleigh Hills K-8 Improvements	\$ 9,700,000		\$ 12,295,720	\$ 12,295,720	\$ 12,295,720		
Security Upgrades	\$ 10,000,000		\$ 10,000,000	\$ 10,000,000	\$ 10,000,000		

2014 Bond Financial Summary

Project List	Original Budget Allocations	Added Funding to Bond Program	Revised Approved Current Budget	Mar-16 Est @ Comp.	Apr-16 Est @ Comp.	Net Contingency Balance	
						\$	%
Seismic Upgrades	\$ 4,200,000		\$ 5,206,740	\$ 5,206,740	\$ 5,206,740		Red ?
SHS Title IX Compliance	\$ 2,000,000		\$ 4,324,288	\$ 4,324,288	\$ 4,324,288	\$ 35,992	0.8%
Springville K-8 Improvements	\$ 2,000,000		\$ 510,016	\$ 510,016	\$ 510,016	Completed; Final Cost	
Vose K-5 Replacement	\$ 24,800,000		\$ 33,794,951	\$ 33,794,951	\$ 33,794,951	\$ 3,068,049	10.0%
William Walker K-5 Replacement	\$ 24,600,000		\$ 35,484,698	\$ 35,484,698	\$ 35,484,698		
Added Projects			\$ 1,975,736	\$ 1,980,066	\$ 1,980,066		
Program Contingency	\$ 45,400,000						Improved
Program Inflation	\$ 52,800,000						
Pre-Bond Expenditure Reimbursements	\$ 1,000,000		\$ 998,828	\$ 998,828	\$ 998,828	Completed; Final Cost	
Bond Management Costs	\$ 20,000,000		\$ 28,000,000	\$ 28,000,000	\$ 28,000,000		
Bond Issuance Costs	\$ 6,000,000		\$ 6,000,000	\$ 6,000,000	\$ 6,000,000		
Construction	\$ 600,000,000		\$ 670,642,656	\$ 671,215,325	\$ 671,165,612		
Learning Technology	\$ 56,000,000		\$ 56,000,000	\$ 56,000,000	\$ 56,000,000		
Critical Equipment	\$ 24,000,000		\$ 24,000,000	\$ 24,000,000	\$ 24,000,000		
Tech & Equip Subtotal	\$ 80,000,000		\$ 80,000,000	\$ 80,000,000	\$ 80,000,000		
Grand Totals	\$ 680,000,000		\$ 750,642,656	\$ 751,215,325	\$ 751,165,612		
Interest Earnings		\$ 5,156,948					
Bond Premium		\$ 63,295,961					
Other Additional Funding (see Tab)		\$ 12,411,000					
Total Added Funding		\$ 80,863,909					
GRAND TOTAL 2014 BOND FUNDING		\$ 760,863,909					
Funding Balance vs. Approved Budgets		\$10,221,253					
Funding Balance vs. Current Cost Estimates				\$ 9,648,584	\$ 9,698,297		

+ \$50K

2014 Bond Program Financial Status Report

Additional Funding Allocations

Data as of 4/30/2016

Additional Funding Allocations to Bond Program	
Source	Funding
Remaining 2006 Bond Savings	\$ 576,615
Capital Center Rent Revenue Balance	\$ 433,385
Construction Excise Tax Revenue	\$ 1,000,000
Forecasted Construction Excise Tax	\$ 5,401,000
Estimated Other Grants & Reimbursements	\$ 5,000,000
TOTAL	\$12,411,000

2014 Bond Program Financial Status Report

Green Energy Technology Fund Transfers

Data as of 4/30/2016

Funding Allocations from Green Energy Technology			
Project	Transfers into Projects	Bond Budget Balance	Comments
		\$ 5,000,000	
New High School	\$ 1,990,000	\$ 3,010,000	288 kW solar PV panels
New Middle School			Preliminary estimate: \$850,000
TOTAL	\$1,990,000	\$ 3,010,000	

Added Projects	Approved by	Original Budget	Revised Approved Current Budget	Mar-16 Est @ Comp.	Apr-16 Est @ Comp.	Net Contingency Balance	
	& Date					\$	%
Seclusion Rooms Alterations	Safety Comm 5/19/14		\$ 99,368	\$ 99,368	\$ 99,368		Completed
Portable Relocations 2014	Sr LT 5/20/14		\$ 592,111	\$ 592,111	\$ 592,111		Completed
Portable Relocations 2015	Sr LT 3/2015		\$ 294,257	\$ 294,257	\$ 294,257		Completed
Title IX Projects - Group II	Sr LT 3/2015		\$ 990,000	\$ 994,330	\$ 994,330	\$ 56,246	6.0%
(Projects Financially Complete)							
Added Projects Total		\$ -	\$ 1,975,736	\$ 1,980,066	\$ 1,980,066	\$ 56,246	

Project	Initial Budget (from BCA List)	Revised Approved Current Budget	Mar-16 Est @ Comp.	Apr-16 Est @ Comp.	Net Contingency Balance	
					\$	%
AHS Turf Replacement	\$ 653,017	\$ 814,543	\$ 814,543	\$ 814,543		Completed
SHS Roof Replacement	\$ 2,181,226	\$ 5,126,133	\$ 5,126,133	\$ 5,126,133		Completed
SHS Chiller	\$ 188,549	\$ 63,997	\$ 63,997	\$ 63,997		Completed
Five Oaks Phase I: Chiller Replacement	\$ 167,734	\$ 92,397	\$ 92,397	\$ 92,397		Completed
SHS Stadium Turf Replacement	\$ 1,000,000	\$ 1,243,776	\$ 1,243,776	\$ 1,243,776		Completed
JW/SM Fire Alarm Systems	\$ 231,727	\$ 481,389	481,389	481,389		Completed
WHS Roof Replacement	\$ 2,055,558	\$ 2,055,558	\$ 3,081,673	\$ 3,081,673	\$ (826,560)	-28.7%
Conestoga Roof Replacement	\$ 2,157,350	\$ 3,273,481	3,273,481	3,273,481	\$ 893,270	37.5%
Capital Center - HVAC System, West side	\$ 2,280,000	\$ -				Moved to CC project
SHS Repairs	\$ 1,881,416	\$ -				Moved to SHS Title IX project
SHS Repairs - Emergency Elec \$ Transferred	\$ (745,833)	\$ -				
SHS Auditorium Upgrades Phase I - Emerg Elec	\$ 745,833	\$ 807,355	\$ 807,355	\$ 807,355	\$ 18,840	2.4%
CP/MP HVAC Upgrades	\$ 2,874,409	\$ 7,205,597	\$ 5,210,565	\$ 7,205,597	\$ 577,567	8.7%
Conestoga Plumbing & Water Int Repair	\$ -	\$ 4,312,000	182,000	4,312,000	\$ 2,067,000	92.1%
District-Wide Auditorium Upgrades (A/E only)	\$ 150,000	\$ 150,000	150,000	150,000		
Maint Dept Repair & Improvement Projects*	\$ 5,033,443	\$ 5,033,443	\$ 5,033,443	\$ 5,033,443		
(Projects Financially Complete)						
Repair Projects Total	\$ 20,854,428	\$ 30,659,669	\$ 25,560,752	\$ 31,685,784	\$ 2,730,117	
Repair Program Balance Available	\$ 77,145,572	\$ 64,113,345	\$ 69,212,261	\$ 63,087,229		
Repair Program Less Transfers	\$ 94,773,013					

\$2.3M Increase

*Budget and Est @ Comp. will increase each month as additional Maintenance Dept. managed Repair Projects are scheduled.

2014 Bond Program Financial Status Report Security Upgrades

Data as of 4/30/2016

Security Upgrades	Approved by	Initial Budget	Revised Approved Current Budget		Mar-16 Est @ Comp.	Apr-16 Est @ Comp.	Net Contingency Balance	
	& Date						\$	%
Greenway ES Interior Door Locks, etc.	Dep Sup; 10/14/14	\$ 2,000	\$ 1,693		\$ 1,693	\$ 1,693		
Phase 1 & 1A: Building Perimeter Security	Safety Comm	\$ 5,600,000	\$ 7,160,162		\$ 6,868,241	\$ 6,868,241	\$ 340,960	5.0%
Security Projects Total		\$ 5,602,000	\$ 7,161,855		\$ 6,869,934	\$ 6,869,934	\$ 340,960	
Security Program Balance Available		\$ 4,398,000	\$ 2,838,145		\$ 3,130,066	\$ 3,130,066		

2014 Bond
Learning Technology/Classroom Systems
and Critical Equipment Purchases
April 30, 2016 Report

Learning Technology/Classroom Systems - \$56 Million

	Project To Date Expenditures	2015-16 Budget	2015-16 Expenditures as of 4/30/16	Quarterly Description of Expenditures
Student Computer Replacement	\$ 2,554,035	\$ -	\$ -	Purchased 1,957 computers for student use in 2014-15. All machines were ready for students on the first day of school. Purchased 350 laptops for new teachers and for loan while laptops are in for repair in 2014-15. No computer replacement anticipated in 2015-16.
Digital Conversion - Innovation Grants	\$ 2,913,520	\$ 1,171,621	\$ 1,214,985	Student computing devices have been purchased and deployed with 17 Teacher teams at all levels across the district.
Technology Infrastructure	\$ 4,769,049	\$ 3,274,027	\$ 1,848,602	District Firewall, filters, core routers, and other critical networking equipment has been replaced. Enterprise wireless project in process to upgrade all schools wireless capacity.
Future Ready Schools	\$ 4,900,135	\$ 10,404,570	\$ 4,900,135	15 schools will begin planning for full school implementation of technology device integration with instructional practices. An additional 11 schools will be added in 2016-17. The devices for these schools will be purchased in the spring of 2016 in preparation for the 2016-17 school year.
Digital Curriculum	\$ 2,323,286	\$ 2,100,000	\$ 1,552,874	Salary for eight curriculum developers (4.2 FTE); Textbook purchases to support the ELA adoption; Payment for TeacherSource Enhancements on the professional development module and Lesson Plan design. High School Science Curriculum & Technology is also included in this amount.
Total	\$ 17,460,025	\$ 16,950,218	\$ 9,516,596	
Total Bond Funds Remaining			\$ 38,539,975	

2014 Bond
Learning Technology/Classroom Systems
and Critical Equipment Purchases
April 30, 2016 Report

Critical Equipment - \$24 Million

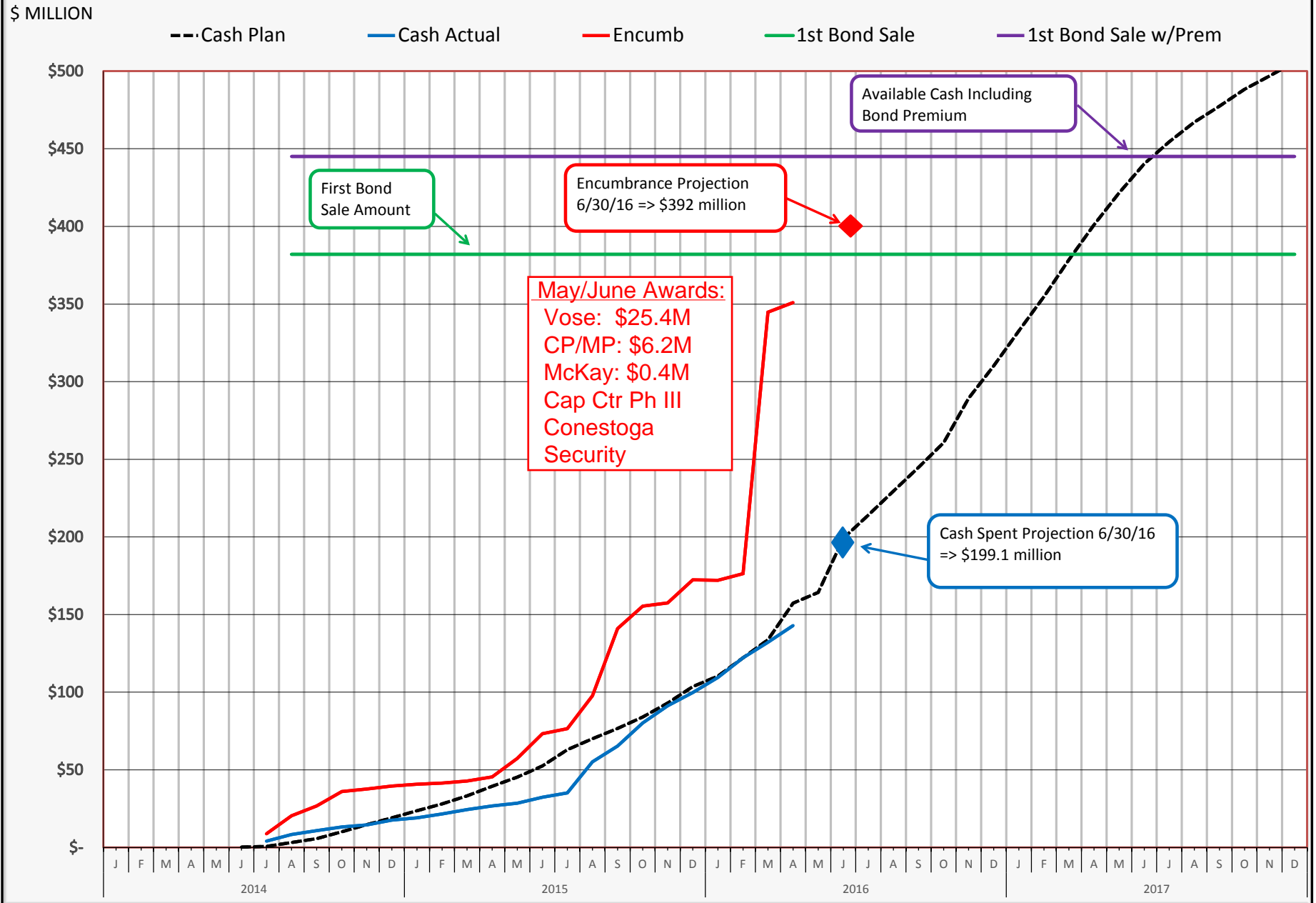
	Project To Date Expenditures	2015-16 Budget	2015-16 Expenditures as of 4/30/16	Quarterly Description of Expenditures
Musical Instruments \$250,000	\$ 238,927	\$ 79,858	\$ 68,785	One time expense of \$250,000.
Buses \$16,000,000	\$ 6,231,685	\$ 3,391,578	\$ 3,378,205	Approximately \$2 million/year over eight years. In first year, \$4.25 million will be spent and \$2million/year will be spent in years two through seven. \$0 will be spent in the eighth year. Approximately \$1.4 million will be added to 2015-16 budget to pay for 13 buses ordered but not received as of June 30, 2015.
Copiers \$3,906,079	\$ 617,326	\$ 299,000	\$ 281,627	Approximately \$250,000/year over eight years.
Scoreboard Replacements \$335,202	\$ 70,370	\$ 335,202	\$ 70,370	\$67,000/high school to replace scoreboards. Beaverton High School to be completed in year 2. Remaining high schools are scheduled to be completed in 2016-17 (year 3).
FF&E for FD Kindy/ Additional Teachers \$2,336,297	\$ 1,369,984	\$ 1,376,450	\$ 1,369,984	Furniture, fixtures & equipment, including technology, for full day kindergarten and additional teachers K-5.
Cafeteria Tables Replacement \$184,105	\$ 184,105	\$ 184,105	\$ 184,105	Replace cafeteria tables district-wide.
Athletic Equipment \$232,000	\$ -	\$ 32,000	\$ -	Approximately \$100,000/year over three years beginning in year 2. \$68,000 was transferred in year 2 to the Scoreboard Replacements Project for the 4 remaining high schools (\$17,000/remaining high school).
Maintenance Equipment \$600,000	\$ 184,000	\$ 185,000	\$ 184,000	Approximately \$120,000/year over five years beginning in year 2. Year 2 will have \$185,000. Year 6 will only have \$55,000.
Other Equipment Purchases \$15,000	\$ 15,000	\$ -	\$ -	Other critical equipment purchases as needed. - Purchase of \$15,000 towards new locker banks at Stoller in 14-15.
Total	\$ 8,911,397	\$ 5,883,193	\$ 5,537,076	
Total Bond Funds Remaining			\$ 15,088,603	

2014 Bond
Learning Technology/Classroom Systems
and Critical Equipment Purchases
GL to JL Reconciliation
April 30, 2016

Project #	Description	GL Key	2015-16 Budget	Encumbered	YTD Actuals	Balance
0102	Positive Change Grants	415.689.4189-xxxx	\$ 1,171,621	\$ 2,116	\$ 1,113,606	\$ 55,899
0103	District Wireless Infrastructure	415.689.4182-xxxx	3,274,027	269,800	1,949,981	1,054,246
0104	Curriculum	415.551.4110-xxxx	464,023	109,674	354,349	-
0104	Curriculum	415.551.4182-xxxx	135,977	-	99,583	36,394
			600,000	109,674	453,932	36,394
0109	High School Science Curriculum	415.689.4181-xxxx	1,500,000	7,450	1,098,943	393,607
0110	Future Ready	415.689.4185-xxxx	10,404,570	4,528,050	4,900,135	976,385
Total Learning Technology/Classroom Systems (\$56M)			\$ 16,950,218	\$ 4,917,090	\$ 9,516,597	\$ 2,516,531
Project #	Description	GL Key	2015-16 Budget	Encumbered	YTD Actuals	Balance
0105	Musical Instruments	415.499.4181-0460	\$ 79,858	\$ 6,056	\$ 68,785	\$ 5,017
0106	Buses	415.625.2552-0564	3,391,578	5,222	3,378,205	8,151
0107	Copiers	415.651.4189-0541	299,000	16,965	281,627	408
0108	Scoreboard Replacement	415.420.4150-0541	67,000	30,951	800	35,249
		415.430.4150-0541	67,000	30,925	800	35,275
		415.450.4150-0541	67,202	-	66,710	492
		415.460.4150-0541	67,000	39,840	780	26,380
		415.480.4150-0541	67,000	30,279	1,280	35,441
			335,202	131,995	70,370	132,837
0111	Classroom Furniture & Equipment	415.499.4184-0461	494,661	570	488,679	5,412
0111	Classroom Furniture & Equipment	415.689.4184-0480	881,789	485	881,304	-
			1,376,450	1,055	1,369,983	5,412
0112	Cafeteria Table Replacement	415.499.4189-0461	184,105	-	184,105	-
0113	Athletic Equipment	415.555.4189-0460	32,000	-	-	32,000
0114	Maintenance Equipment	415.641.4189-0541	185,000		184,000	1,000
Total Critical Equipment (\$24M)			\$ 5,883,193	\$ 161,293	\$ 5,537,075	\$ 184,825

** Encumbered amount is remaining salary budget.

BOND PROGRAM CASH FLOW



2014 Bond Program
Monthly e-Builder/IFAS Reconciliation
as of April 30, 2016

		IFAS GL	IFAS JL	e-Builder
Total Spent		142,993,743.48	\$ 114,430,049.12	\$ 105,027,859.82
Reconciling Items		576,615.33	\$ 2,589,021.47	\$ 11,991,210.77
Revenue Not In GL/JL		(176,720.43)	\$ -	\$ -
IT/Equipment Total			\$ 26,369,820.42	\$ 26,369,820.42
Adjustments:		(525.00)	\$ 3,807.37	\$ 3,807.37
Balance Total		143,393,113.38	\$ 143,392,698.38	\$ 143,392,698.38

Reconciling Items			Non JL	Non e-B
Bond Planning	7901		\$ -	\$ 998,828.50
Bond Issuance	7922			\$ 2,025,634.63
Payroll Expenses			\$ 2,589,021.47	\$ 4,355,085.37
Assurances				\$ 3,870,017.00
Non JL Items			\$ -	\$ 741,645.27
Non Bond Funds		576,615.33	\$ -	
		576,615.33	\$ 2,589,021.47	\$ 11,991,210.77

IT/Equipment Totals				
Aloha HS				\$ 800.00
Southridge HS				\$ 800.00
Beaverton HS				\$ 66,709.70
Westview HS				\$ 780.00
Sunset HS				\$ 1,280.00
Stoller Middle School				\$ 15,000.00
All Schools				\$ 911,711.30
Quality Curriculum				\$ 1,160,760.60
Transportation				\$ 6,231,685.06
Maintenance				\$ 184,000.00
Purchasing				\$ 617,326.68
IT				\$ 17,180,567.08
Trans to GF				\$ -
				\$ 26,369,820.42