


Nueces County Hospital District
 Quarterly Investment Report
 January 1, 2016 - March 31, 2016

Summary Holdings Statistics:

<u>Portfolio as of December 31, 2015</u>		<u>Portfolio as of March 31, 2016</u>	
Beginning Book Value	\$73,378,613	Ending Book Value	\$73,888,933
Beginning Market Value	\$73,334,099	Ending Market Value	\$73,900,263
Unrealized Gain/Loss	(\$44,514)	Unrealized Gain/Loss	\$11,330
Beginning WAM	160 Days	Ending WAM	276 Days
Change in Market Value	\$566,164		
Investment Income for Period	\$80,981		
Quarter Average Yield - NCHD	0.493%		
Quarter Average Yield - 6 Mth T-Bill	0.450%		

This report reflects Nueces County Hospital District's investment policy and strategies in accordance with the Public Funds Investment Act.

INVESTMENT OFFICERS:


 JONNY F. HIPPI, ADMINISTRATOR


 DENA BRUNI, ASSISTANT ADMINISTRATOR


 DONNA LITTLEFIELD, DIRECTOR OF ACCOUNTING & FINANCE

Nueces County Hospital District
Inventory Report - Holdings by Fund
As of: 03/31/2016

Settle Date	Maturity Date	Fund Name	Location	Security	CUSIP	Avg Yield/ Coupon	Purchase Price	PAR	Beginning Book Value 12/31/2015	Beginning Market Value 12/31/2015	Ending Book Value 03/31/2016	Ending Market 03/31/2016	Gain/Loss	Accrued Interest	Yield	D-T-M
Indigent Care Fund																
03/31/2016	04/01/2016	Indigent Care Fund	TeaPool	Investment Pool	#0002	0.327%	669,075	669,075	3,648,645	3,648,645	669,075	669,075	0	0	0.327%	1
03/31/2016	04/01/2016	Indigent Care Fund	LOGIC	Investment Pool		0.521%	17,361	17,361	17,341	17,361	17,361	17,361	0	0	0.521%	1
03/31/2016	04/01/2016	Indigent Care Fund	TeaSTAR	Investment Pool		0.345%	11,771,130	11,771,130	16,740,814	11,771,130	11,771,130	11,771,130	0	0	0.345%	1
02/26/2015	02/29/2018	Indigent Care Fund	Safekeping	FHLMC - City Call	3134G6CC5	1.125%	0	0	3,000,000	3,000,983	0	0	0	0	1.125%	697
09/28/2015	09/28/2018	Indigent Care Fund	Safekeping	FHLMC - City Call	3134G7ZJ3	1.250%	1,999,000	2,000,000	1,989,336	1,989,336	2,000,000	2,001,642	1,642	139	1.267%	911
09/28/2015	09/28/2018	Indigent Care Fund	Safekeping	FNMA - City Call	3136G2LS4	1.300%	1,000,000	1,000,000	1,001,013	1,000,000	1,000,000	1,002,426	2,426	72	1.300%	911
10/29/2015	10/29/2018	Indigent Care Fund	Safekeping	FNMA - City Call	3136G2PFB	1.125%	3,000,000	3,000,000	2,975,355	3,000,000	3,000,000	2,996,952	(1,038)	14,250	1.125%	942
11/30/2015	11/26/2018	Indigent Care Fund	Safekeping	FHLMC - City Call	3134G8X35	1.350%	3,000,000	3,000,000	2,987,789	3,000,000	3,000,000	3,001,806	1,806	13,500	1.350%	970
02/12/2016	02/12/2019	Indigent Care Fund	Safekeping	FHLMC - City Call	3134G8K89	1.300%	3,000,000	3,000,000	0	0	3,000,000	3,000,270	270	5,200	1.300%	1,048
03/22/2016	03/22/2019	Indigent Care Fund	Safekeping	FNMA - City Call	3136G3BR5	1.300%	4,000,000	4,000,000	0	0	4,000,000	4,003,096	3,096	1,156	1.300%	1,086
03/29/2016	03/29/2019	Indigent Care Fund	Safekeping	FHLB - City Call	3130A7K46	1.500%	4,000,000	4,000,000	0	0	4,000,000	4,003,128	3,128	167	1.500%	1,093
				Subtotal			32,456,585	32,457,565	32,406,800	32,362,286	32,457,565	32,468,895	11,330	34,483	0.944%	627

Settle Date	Maturity Date	Fund Name	Location	Security	CUSIP	Avg Yield/ Coupon	Purchase Price	PAR	Beginning Book Value 12/31/2015	Beginning Market Value 12/31/2015	Ending Book Value 03/31/2016	Ending Market 03/31/2016	Gain/Loss	Accrued Interest	Yield	D-T-M
Tobacco Settlement Fund																
03/31/2016	04/01/2016	Tobacco Settlement	TeaPool	Investment Pool	#00007	0.327%	545	545	545	545	545	545	0	0	0.327%	1
				Subtotal			545	545	545	545	545	545	0	0	0.327%	1

Settle Date	Maturity Date	Fund Name	Location	Security	CUSIP	Avg Yield/ Coupon	Purchase Price	PAR	Beginning Book Value 12/31/2015	Beginning Market Value 12/31/2015	Ending Book Value 03/31/2016	Ending Market 03/31/2016	Gain/Loss	Accrued Interest	Yield	D-T-M
Employee Health Benefits Trust Fund																
03/31/2016	04/01/2016	Emp Health Benefits Trust	Frost Trust	Short Term Treasury	AIM	0.230%	254,616	254,616	254,639	254,639	254,616	254,616	0	50	0.230%	1
				Subtotal			254,616	254,616	254,639	254,616	254,616	254,616	0	50	0.230%	1

Settle Date	Maturity Date	Fund Name	Location	Security	CUSIP	Avg Yield/ Coupon	Purchase Price	PAR	Beginning Book Value 12/31/2015	Beginning Market Value 12/31/2015	Ending Book Value 03/31/2016	Ending Market 03/31/2016	Gain/Loss	Accrued Interest	Yield	D-T-M
General Fund																
10/01/1986	10/15/2016	General Fund	Safekeping	GNMA Pool #155678	3621562L4	9.000%	33	35	56	56	35	35	0	0	9.350%	198
03/31/2016	04/01/2016	General Fund	TeaPool	Investment Pool	#00004	0.327%	23,575,839	23,575,839	19,864,656	19,864,656	23,575,839	23,575,839	0	0	0.327%	1
03/31/2016	04/01/2016	GF - Membership Revenue	TeaPool	Investment Pool	#00009	0.327%	16,653,431	16,653,431	20,114,796	20,114,796	16,653,431	16,653,431	0	0	0.327%	1
03/31/2016	04/01/2016	GF - Operating	Frost Bank	Commercial Checking	66-025679	0.010%	896,196	896,196	735,918	896,196	896,196	896,196	0	0	0.010%	1
03/31/2016	04/01/2016	GF - Payroll	Frost Bank	Commercial Checking	66-027221	0.010%	50,706	50,706	1,004	1,004	50,706	50,706	0	0	0.010%	1
				Subtotal			41,176,205	41,176,206	40,716,429	40,716,429	41,176,206	41,176,206	0	0	0.320%	1

Settle Date	Maturity Date	Fund Name	Location	Security	CUSIP	Avg Yield/ Coupon	Purchase Price	PAR	Beginning Book Value 12/31/2015	Beginning Market Value 12/31/2015	Ending Book Value 03/31/2016	Ending Market 03/31/2016	Gain/Loss	Accrued Interest	Yield	D-T-M
TOTAL PORTFOLIO																
							73,887,932	73,889,933	73,378,613	73,334,099	73,888,933	73,900,263	11,330	34,533	0.594%	276
															WAY	WAM

Nueces County Hospital District
Investment Transaction Activity
January 1, 2016 - March 31, 2016

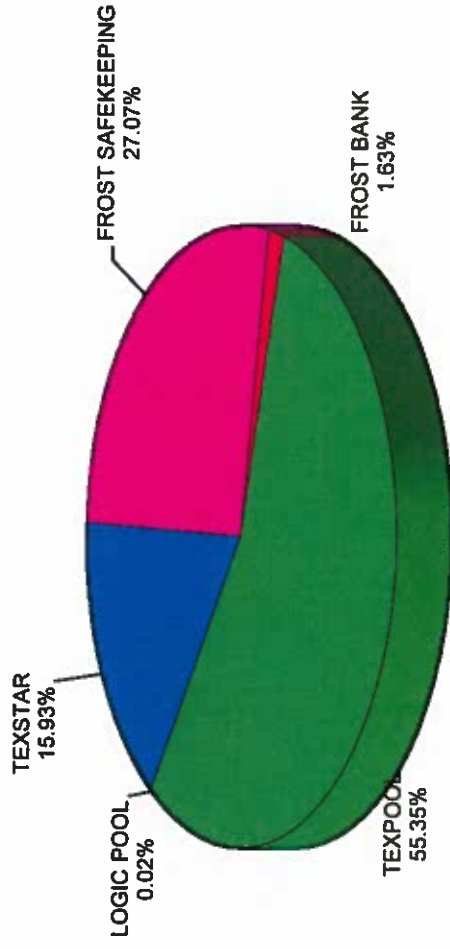
Settle Date	Maturity	Call Date	Fund	Type	CUSIP	Coupon	Price	Par	Principal	Acc'd Interest	Total Settlement	Yield to Mat/Call	Broker
Purchases													
02/12/2016	02/12/2019	05/12/2016	Indigent Care Fund	FHLMC - Qtrly Call	3134G8KRR9	1.300%	100.0000	3,000,000.00	3,000,000.00	0.00	3,000,000.00	1.300%	Mizuho
03/22/2016	03/22/2019	09/22/2016	Indigent Care Fund	FNMA - Qtrly Call	3136G3BR5	1.300%	100.0000	4,000,000.00	4,000,000.00	0.00	4,000,000.00	1.300%	Wells Fargo
03/29/2016	03/29/2019	06/29/2016	Indigent Care Fund	FHLB - Qtrly Call	3130A7K46	1.500%	100.0000	4,000,000.00	4,000,000.00	0.00	4,000,000.00	1.500%	Wells Fargo
Total Purchases:									11,000,000.00	11,000,000.00	0.00	11,000,000.00	
Maturities/Calls													
02/26/2015	02/26/2016	02/26/2016	Indigent Care Fund	FHLMC - Qtrly Call	3134G6CC5	1.125%	100.0000	3,000,000.00	3,000,000.00	16,875.00	3,016,875.00	1.125%	Stifel Nicolaus
Total Maturities/Calls:									3,000,000.00	3,000,000.00	16,875.00	3,016,875.00	

**NUEGES COUNTY HOSPITAL DISTRICT
 INVESTMENTS SUMMARY BY TYPE & LOCATION
 FY 2016 2ND QUARTER (JANUARY 1 - MARCH 31, 2016)**

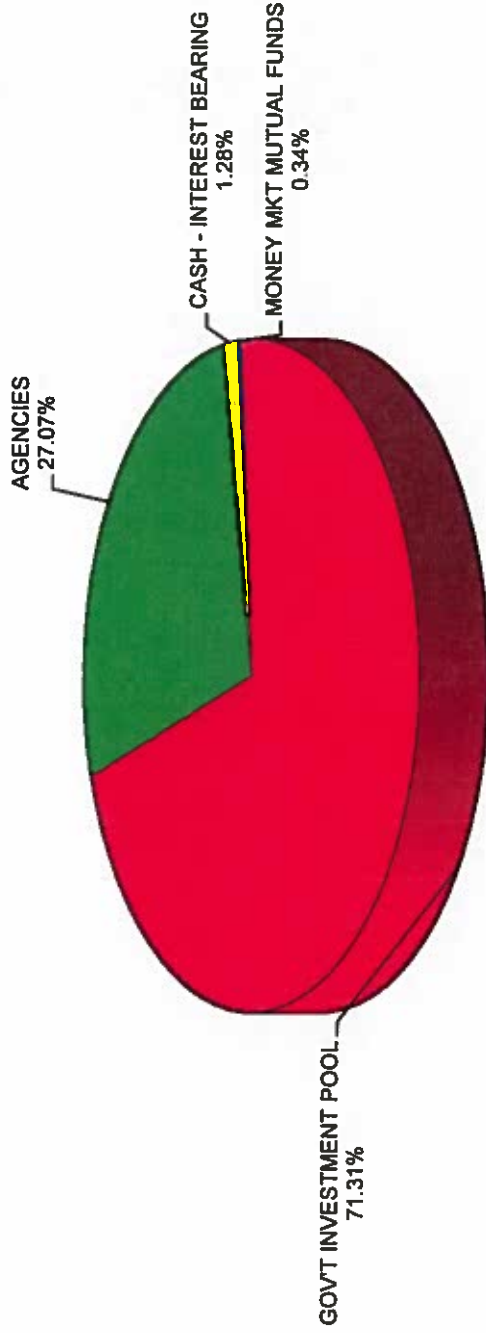
	<u>FROST BANK</u>	<u>TEXPOOL</u>	<u>LOGIC</u>	<u>TEXSTAR</u>	<u>FROST SAFEKEEPING</u>	<u>TOTAL</u>	<u>PERCENT BY TYPE OF INVESTMENT</u>
CASH - INTEREST BEARING	\$946,902	\$0	\$0	\$0	\$0	\$946,902	1.3%
MONEY MKT MUTUAL FUNDS	\$254,616	\$0	\$0	\$0	\$0	\$254,616	0.3%
GOV'T INVESTMENT POOLS	\$0	\$40,898,889	\$17,361	\$11,771,130	\$0	\$52,687,380	71.3%
CERTIFICATES OF DEPOSIT	\$0	\$0	\$0	\$0	\$0	\$0	0.0%
TREASURY NOTES AND BONDS	\$0	\$0	\$0	\$0	\$0	\$0	0.0%
AGENCIES	\$0	\$0	\$0	\$0	\$20,000,035	\$20,000,035	27.1%
TOTAL INVESTMENTS	\$1,201,518	\$40,898,889	\$17,361	\$11,771,130	\$20,000,035	\$73,888,933	100.0%

<u>PERCENT BY HOLDER OF INVESTMENTS</u>	<u>55.35%</u>	<u>0.02%</u>	<u>15.93%</u>	<u>27.07%</u>	<u>100.00%</u>
---	---------------	--------------	---------------	---------------	----------------

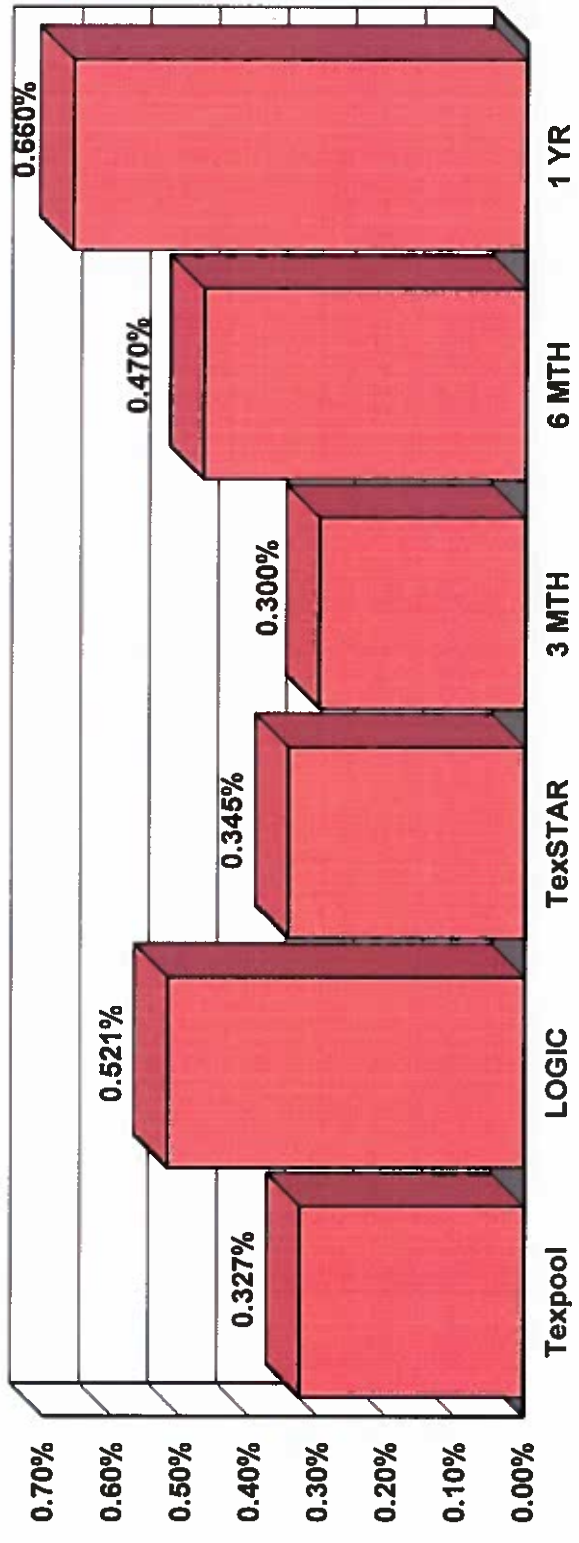
NUECES COUNTY HOSPITAL DISTRICT INVESTMENT BY LOCATION MARCH 31, 2016



NUECES COUNTY HOSPITAL DISTRICT INVESTMENTS BY TYPE MARCH 31, 2016




**NUECES COUNTY HOSPITAL DISTRICT
POOL RATES V. TREASURIES
MARCH 31, 2016**

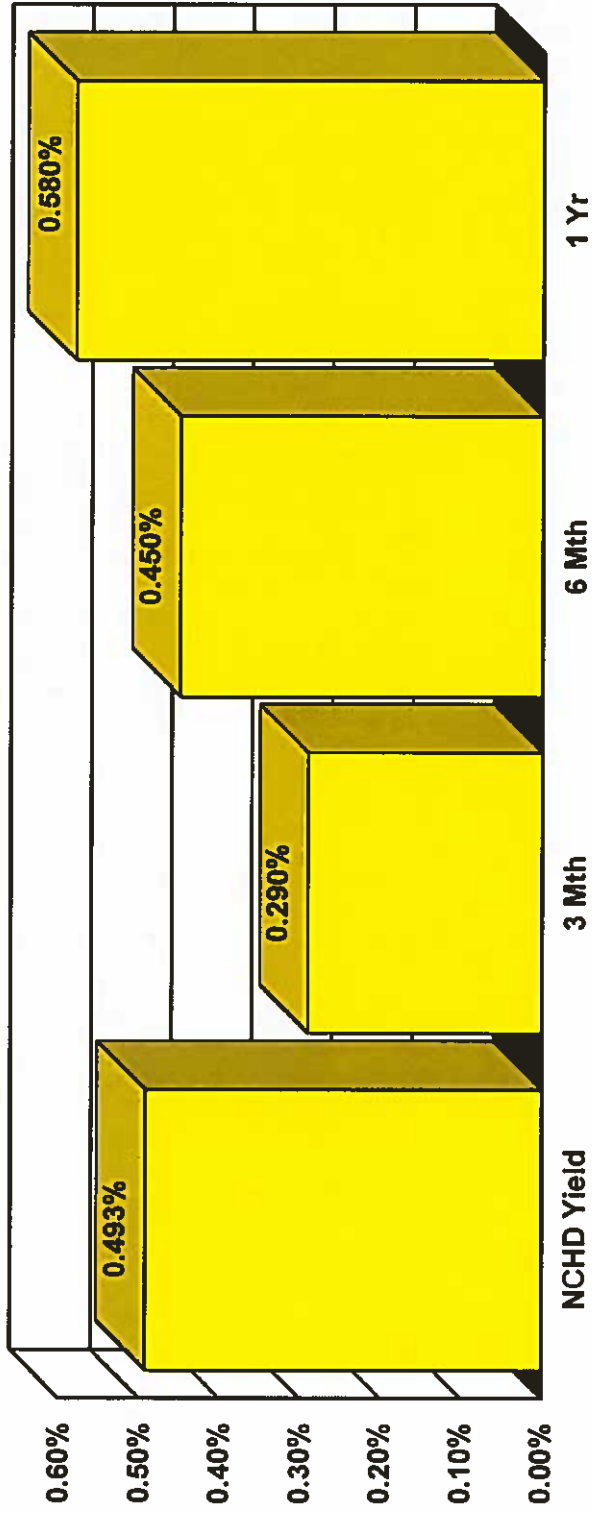


**NUECES COUNTY HOSPITAL DISTRICT
 INVESTMENT SUMMARY BY LIQUIDITY
 FY 2016 2ND QUARTER (JANUARY 1 - MARCH 31, 2016)**

<u>INVESTMENT-YRS TO MATURITY</u>	<u>AMOUNT</u>	
CASH & CASH EQUIVALENTS	\$53,888,898	72.9%
MATURES IN 0-6 MONTHS	\$0	0.0%
MATURES IN 6-12 MONTHS	\$35	0.0%
MATURES IN 12-18 MONTHS	\$0	0.0%
MATURES IN 18-24 MONTHS	\$0	0.0%
MATURES IN OVER 2 YEARS	\$20,000,000	27.1%
TOTAL	\$73,888,933	100.0%



**NUECES COUNTY HOSPITAL DISTRICT
QUARTERLY BENCHMARK COMPARISON
MARCH 31, 2016**



**Nueces County Hospital District
Investment Policy Compliance
For the Quarter Ended March 31, 2016**

These are the major compliance issues regarding our Investment policy.
Any negative responses are explained below.

- | | Yes | No |
|---|----------|-------|
| 1.) Are at least 33% of the District's investments backed by U.S. Government securities to assure return of principal? | <u>X</u> | _____ |
| 2.) Are all investments maturing 3 years or less from the date of purchase? | <u>X</u> | _____ |
| 3.) Are at least 10% of the investments short-term maturing within 60-90 days? | <u>X</u> | _____ |
| 4.) Is the weighted average maturity of the District's portfolio 12 months or less? | <u>X</u> | _____ |
| 5.) With the exception of U.S. Treasury Bills, U.S. Treasury Notes and Bonds, are less than 20% of the District's portfolio invested with a common maturity date, a specific issue or a specific type or class. | <u>X</u> | _____ |

6.) Does the District's weighted average yield exceed the U.S. Treasury Bill benchmark compared to the District's maximum weighted average maturity for each class of security?

	District	U.S. Treasury
6 Month Treasury	<u>0.493%</u>	<u>0.450%</u>

X _____