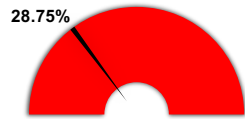


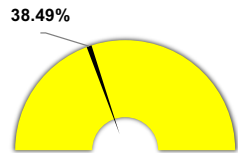
Educational | Operations and Maintenance | Transportation | IMRF | Working Cash | Tort

For the Period Ending September 30, 2020

**Projected Year-End Balances
as % of Budgeted Revenue**

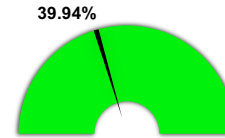


Actual YTD Revenues



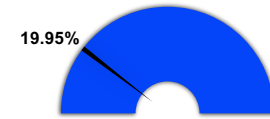
Projected YTD Revenues
40.12%

Actual YTD Local Sources



Projected YTD Local Sources
43.81%

Actual YTD State Sources



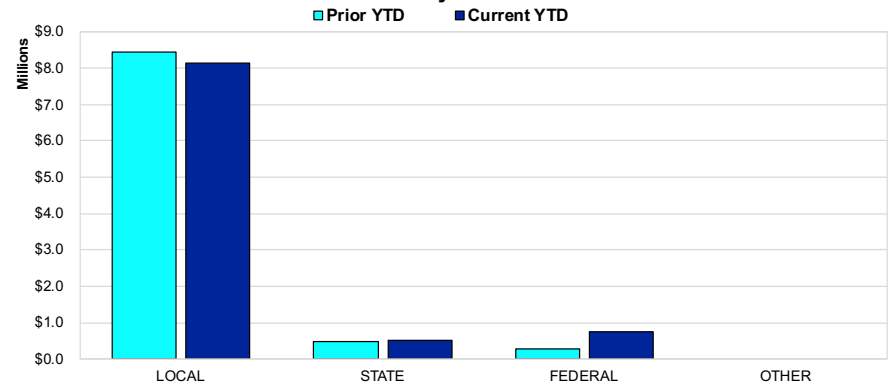
Projected YTD State Sources
17.01%

All Funds | Top 10 Sources of Revenue YTD

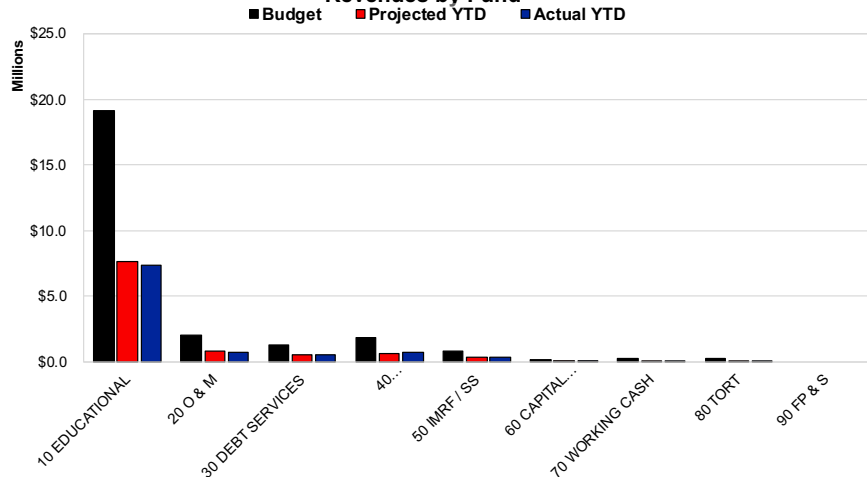
Ad Valorem Taxes	\$8,332,454
Food Service	\$359,138
Unrestricted Grants-in-Aid	\$328,332
Textbook Income	\$215,886
Federal Special Education	\$174,490
Restricted Grants-In-Aid Received from the Federal Govt Thru	\$173,394
State Transportation Reimbursement	\$121,146
3900s	\$51,103
Title I	\$50,449
Other Revenue from Local Sources	\$47,266

Percent of Total Revenues Year-to-Date **99.27%**

Revenues by Source



Revenues by Fund



Revenues by Source

