

**FY25 STATE AID EARNED**  
As of June 24, 2025

**STATE EARNED**

**\$19,386,704**

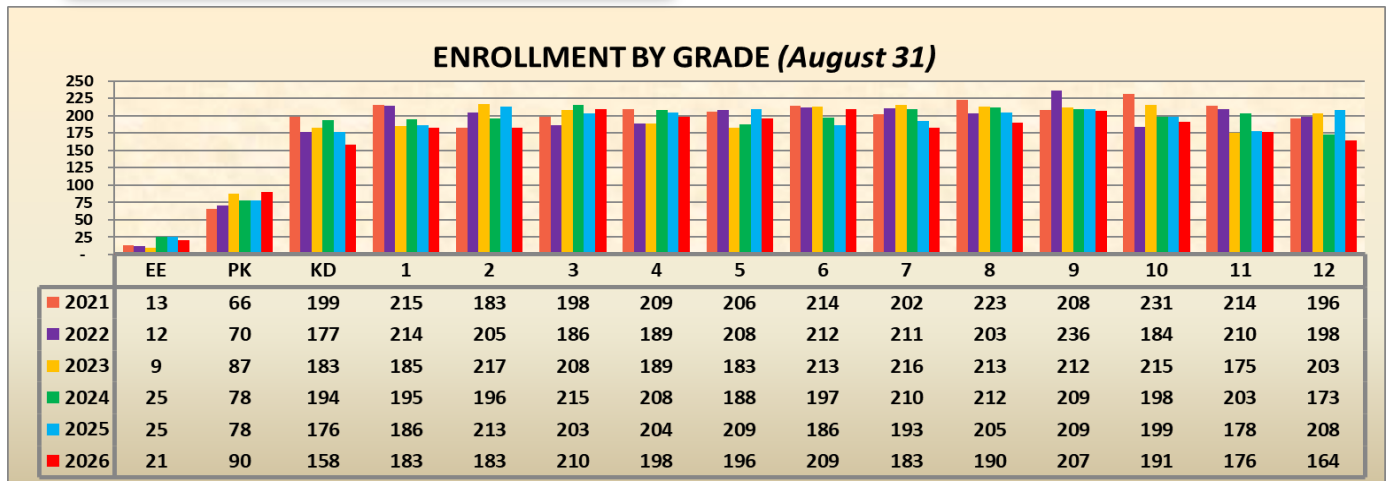
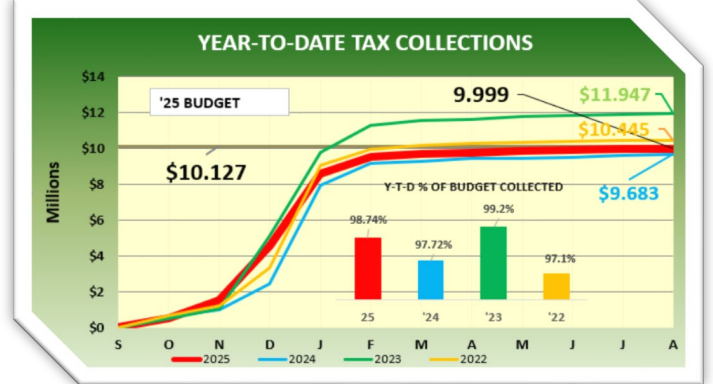
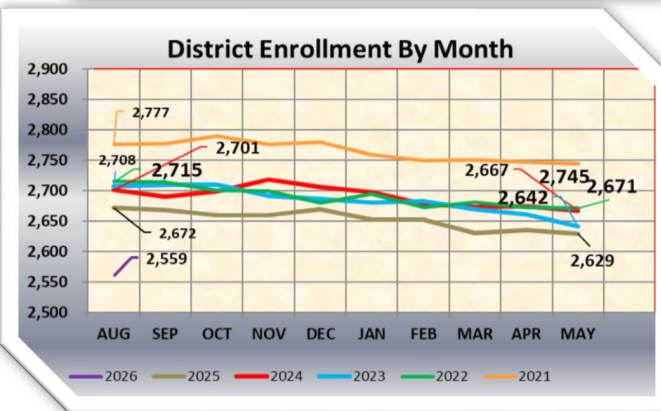
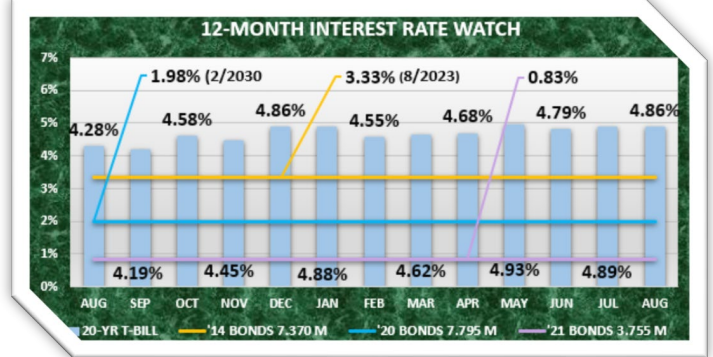
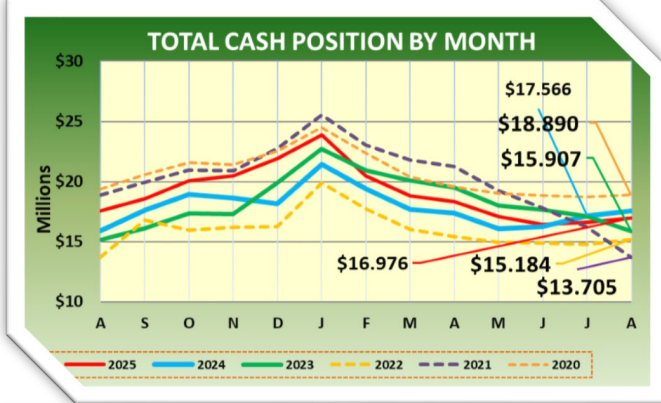
**COMPARED TO BUDGET**

**\$18,920,000**

# GATESVILLE ISD

## VITAL SIGNS

August 31, 2025



ENROLLMENT CHANGE FROM LAST MONTH: -70														ENROLLMENT CHANGE FROM LAST YEAR: -113															
EE	PK	KD	1	2	3	4	5	6	7	8	9	10	11	12	EE	PK	KD	1	2	3	4	5	6	7	8	9	10	11	12
-18	9	-19	-10	-21	5	2	-14	27	-9	-11	14	3	5	-33	-4	12	-18	-3	-30	7	-6	-13	23	-10	-15	-2	-8	-2	-44
PRI: -28			ELE: -26			INT+15			JH: -20			HS: -11			PRI: -10			ELE: -26			INT: 4			JH: -25			HS: -56		

2025-2026 ATTENDANCE BY GRADE LEVEL (AUG 13 - AUG 31)																
GRADE:	EE	PK	K	1	2	3	4	5	6	7	8	9	10	11	12	GISD
AUG	89.56%	94.69%	97.10%	96.92%	96.64%	97.34%	96.16%	95.64%	95.34%	97.18%	95.18%	96.03%	94.98%	94.91%	94.97%	95.96%
+/- MAY	95.90% (+2.40%)			96.98% (+1.38%)			95.70% (+0.24%)			96.16% (+1.51%)			95.26% (+5.23%)			(+2.35%)
CAMPUS	PRIMARY			ELEMENTARY			INTERMEDIATE			JUNIOR HIGH			HIGH SCHOOL			GISD
Y-T-D	89.56%	94.69%	97.10%	96.92%	96.64%	97.34%	96.16%	95.64%	95.34%	97.18%	95.18%	96.03%	94.98%	94.91%	94.97%	95.96%
+/- '26	95.90% (-0.72%)			96.98% (-0.48%)			95.70% (-1.03%)			96.16% (-0.17%)			95.26% (+0.34%)			(-0.32%)
CAMPUS	PRIMARY			ELEMENTARY			INTERMEDIATE			JUNIOR HIGH			HIGH SCHOOL			GISD