
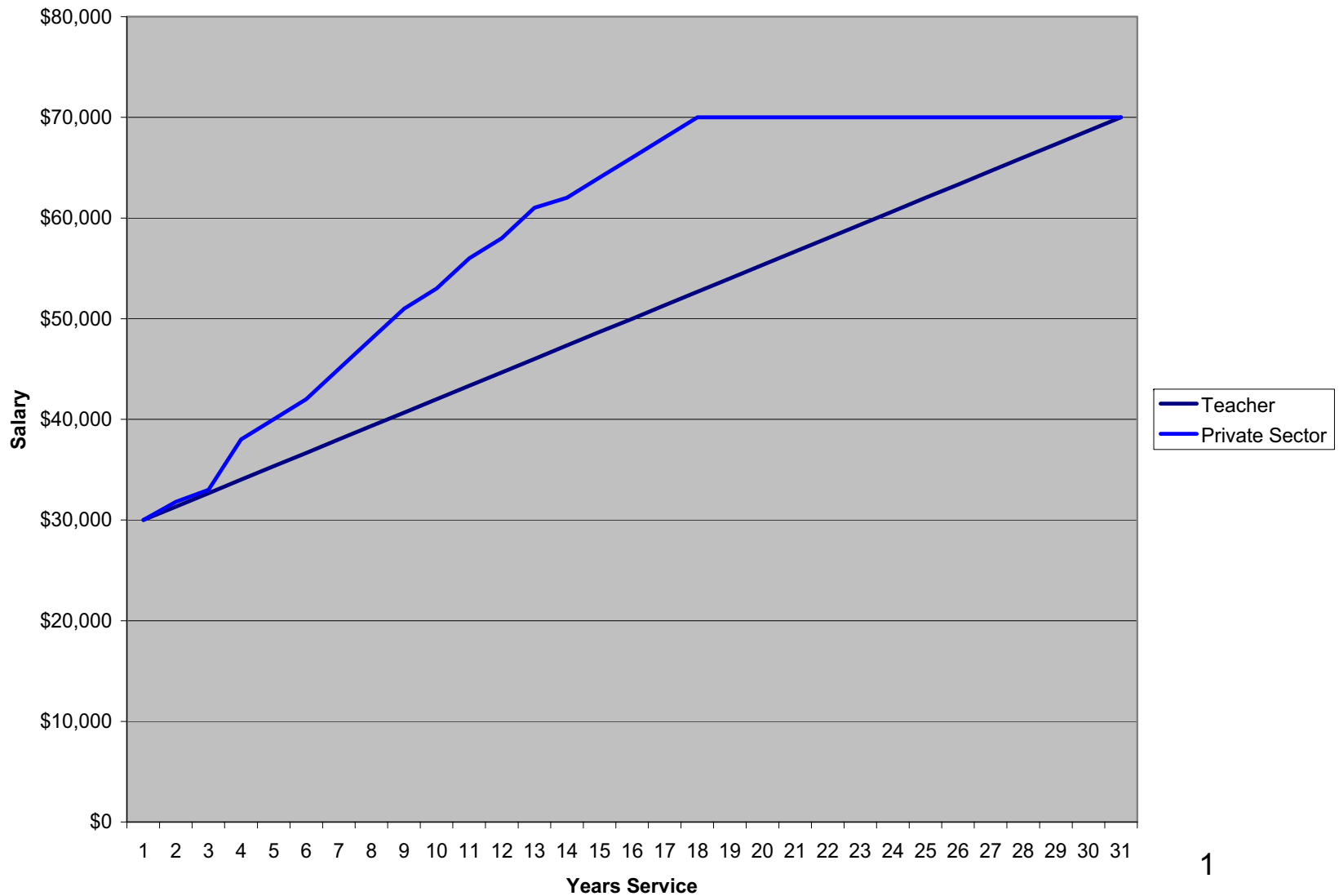


The Private Sector Challenge

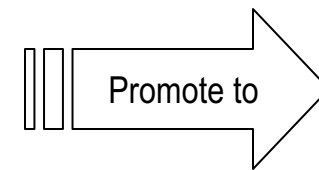


Private sector salaries accelerate faster



A. Defining Careers – Alternative # 1: Traditional Model – Leave Teaching

Teacher Salary Schedule							
Steps	B	B + 30	B + 45	M	MA+ 30	M +45	M 60/Doc
1	\$34,000	\$34,340	\$34,683	\$35,030	\$35,381	\$35,734	\$36,092
2	\$34,680	\$35,027	\$35,377	\$35,731	\$36,088	\$36,449	\$36,814
3	\$35,374	\$35,727	\$36,085	\$36,445	\$36,810	\$37,178	\$37,550
4	\$36,081	\$36,442	\$36,806	\$37,174	\$37,546	\$37,922	\$38,301
5	\$36,803	\$37,171	\$37,542	\$37,918	\$38,297	\$38,680	\$39,067
6	\$37,539	\$37,914	\$38,293	\$38,676	\$39,063	\$39,454	\$39,848
7	\$38,290	\$38,672	\$39,059	\$39,450	\$39,844	\$40,243	\$40,645
8	\$39,055	\$39,446	\$39,840	\$40,239	\$40,641	\$41,048	\$41,458
9	\$39,836	\$40,235	\$40,637	\$41,044	\$41,454	\$41,868	\$42,287
10	\$40,633	\$41,039	\$41,450	\$41,864	\$42,283	\$42,706	\$43,133
11	\$41,446	\$41,860	\$42,279	\$42,702	\$43,129	\$43,560	\$43,996
12	\$42,275	\$42,697	\$43,124	\$43,556	\$43,991	\$44,431	\$44,875
13	\$43,120	\$43,551	\$43,987	\$44,427	\$44,871	\$45,320	\$45,773
14	\$43,983	\$44,422	\$44,867	\$45,315	\$45,768	\$46,226	\$46,688
15	\$44,862	\$45,311	\$45,764	\$46,222	\$46,684	\$47,151	\$47,622
16	\$45,760	\$46,217	\$46,679	\$47,146	\$47,618	\$48,094	\$48,575
17	\$46,675	\$47,141	\$47,613	\$48,089	\$48,570	\$49,056	\$49,546
18	\$47,608	\$48,084	\$48,565	\$49,051	\$49,541	\$50,037	\$50,537
19	\$48,560	\$49,046	\$49,536	\$50,032	\$50,532	\$51,037	\$51,548
20	\$49,532	\$50,027	\$50,527	\$51,032	\$51,543	\$52,058	\$52,579
21	\$50,522	\$51,027	\$51,538	\$52,053	\$52,574	\$53,099	\$53,630
22	\$51,533	\$52,048	\$52,568	\$53,094	\$53,625	\$54,161	\$54,703
23	\$52,563	\$53,089	\$53,620	\$54,156	\$54,698	\$55,245	\$55,797
24	\$53,615	\$54,151	\$54,692	\$55,239	\$55,792	\$56,349	\$56,913
25	\$54,687	\$55,234	\$55,786	\$56,344	\$56,907	\$57,476	\$58,051
26	\$55,781	\$56,338	\$56,902	\$57,471	\$58,046	\$58,626	\$59,212
27	\$56,896	\$57,465	\$58,040	\$58,620	\$59,206	\$59,798	\$60,396
28	\$58,034	\$58,614	\$59,201	\$59,793	\$60,391	\$60,994	\$61,604
29	\$59,195	\$59,787	\$60,385	\$60,988	\$61,598	\$62,214	\$62,836
30	\$60,379	\$60,983	\$61,592	\$62,208	\$62,830	\$63,459	\$64,093



Administration

Asst. Principal

Principal

Assoc. Supt.

Superintendent.

4. Issue #2: New Career Models (Cont'd.)

After: Uinta #1 –
CBP Salary
Schedule

	Step Within						
	Level	BA	MA	DOC			
Entry Professional	1	\$38,000	\$39,250	\$40,500	Market Competitive		
	2	\$39,250	\$40,500	\$41,750			
	3	\$40,500	\$41,750	\$43,000			
Emerging Professional	1	\$45,500	\$46,750	\$48,000	Market Competitive		
	2	\$46,750	\$48,000	\$49,250			
	3	\$48,000	\$49,250	\$50,500			
	4	\$49,250	\$50,500	\$51,750			
	5	\$50,500	\$51,750	\$53,000			
	6	\$51,750	\$53,000	\$54,250			
Professional	1	\$56,750	\$58,000	\$59,250	Market Competitive		
	2	\$58,000	\$59,250	\$60,500			
	3	\$59,250	\$60,500	\$61,750			
	4	\$60,500	\$61,750	\$63,000			
	5	\$61,750	\$63,000	\$64,250			
	6	\$63,000	\$64,250	\$65,500			
Advanced Professional	1		\$69,250	\$70,500	Market Premium	13.9%	
	2		\$70,500	\$71,750			
	3		\$71,750	\$73,000			
	4		\$73,000	\$74,250			
	5		\$74,250	\$75,500			
	6		\$75,500	\$76,750			

Increase for Step	\$1,250	3.3%
Increase for Skill Level	\$5,000	12.3%
Increase for Degree	\$1,250	3.3%