

Nueces County Hospital District  
 Quarterly Investment Report  
 January 1 - March 31, 2015

Summary Holdings Statistics:

	<u>Portfolio as of December 31, 2014</u>	<u>Portfolio as of March 31, 2015</u>
Beginning Book Value	\$83,609,708	\$84,762,151
Beginning Market Value	\$83,570,764	\$84,797,764
Unrealized Gain/Loss	(\$38,944)	\$35,613
Beginning WAM	151 Days	249 Days
Change in Market Value	\$1,227,000	
Investment Income for Period	\$55,361	
Quarter Average Yield	0.302%	
Quarter Average Yield - 6 Mth T-Bill	0.090%	

This report reflects Nueces County Hospital District's investment policy and strategies in accordance with the Public Funds Investment Act.

INVESTMENT OFFICERS:

  
 JONNY F. HIPPI, ADMINISTRATOR

  
 DENA BRUNI, ASSISTANT ADMINISTRATOR

  
 DONNA LITTLEFIELD, DIRECTOR OF ACCOUNTING & FINANCE

Nueces County Hospital District  
Inventory Report - Holdings by Fund  
As of: 03/31/2015

Settle Date	Maturity Date	Fund Name	Location	Security	CUSIP	Avg Yield/ Coupon	Purchase Price	PAR	Beginning Book Value 12/31/2014	Beginning Market Value 12/31/2014	Ending Book Value 03/31/2015	Ending Market 03/31/2015	Gain/Loss	Accrued Interest	Yield	D-T-M
<b>Indigent Care Fund</b>																
03/31/2015	04/01/2015	Indigent Care Fund	TexPool	Investment Pool	#0002	0.048%	566,079	566,079	3,585,804	3,585,804	566,079	566,079	0	0	0.048%	1
03/31/2015	04/01/2015	Indigent Care Fund	LOGIC	Investment Pool		0.100%	17,322	17,322	17,318	17,322	17,322	17,322	0	0	0.100%	1
03/31/2015	04/01/2015	Indigent Care Fund	TexSTAR	Investment Pool		0.060%	7,650,058	7,650,058	7,631,666	7,631,666	7,650,058	7,650,058	0	0	0.060%	1
03/18/2013	03/18/2015	Indigent Care Fund	Salekeeping	FHLMC - 1x Call		0.350%	0	0	3,000,000	3,001,178	0	0	0	0	0.350%	0
05/16/2014	05/16/2017	Indigent Care Fund	Salekeeping	FHLMC - Callable	3134G36G0	1.000%	3,000,000	3,000,000	3,000,000	2,991,681	3,000,000	3,003,627	3,627	8,667	1.000%	808
10/16/2014	10/16/2017	Indigent Care Fund	Salekeeping	FHLB - Callable	3130A36V1	1.300%	0	0	3,000,000	2,998,521	0	0	0	0	1.300%	930
12/12/2014	12/12/2017	Indigent Care Fund	Salekeeping	FHLMC - City Call	3134G5RM9	1.300%	3,000,000	3,000,000	3,000,000	2,993,358	3,000,000	3,004,347	4,347	11,700	1.300%	987
02/26/2015	02/26/2017	Indigent Care Fund	Salekeeping	FHLMC - City Call	3134G5SP1	1.250%	6,000,000	6,000,000	6,000,000	5,976,318	6,000,000	6,010,638	10,638	19,583	1.250%	1,001
02/26/2015	02/26/2018	Indigent Care Fund	Salekeeping	FHLMC - City Call	3134G6CC5	1.125%	3,000,000	3,000,000	3,000,000	2,997,968	3,000,000	3,007,968	7,968	3,188	1.125%	1,063
03/05/2015	03/05/2018	Indigent Care Fund	Salekeeping	FHLB - City Call	3130A47B2	1.375%	3,000,000	3,000,000	0	0	3,000,000	3,004,047	4,047	2,865	1.375%	1,070
03/26/2015	03/26/2018	Indigent Care Fund	Salekeeping	FHLB - City Call	3130A4JK1	1.400%	3,000,000	3,000,000	0	0	3,000,000	3,004,986	4,986	467	1.400%	1,091
Subtotal							29,253,459	29,253,459	29,234,788	29,195,842	29,253,459	29,285,072	35,613	46,469	0.999%	770
<b>Tobacco Settlement Fund</b>																
03/31/2015	04/01/2015	Tobacco Settlement	TexPool	Investment Pool	#00007	0.048%	122	122	122	122	122	122	0	0	0.048%	1
Subtotal							122	122	122	122	122	122	0	0	0.048%	1
<b>Employee Health Benefits Trust Fund</b>																
03/31/2015	04/01/2015	Emp Health Benefits Trust	Frost Trust	Short Term Treasury	AIM	0.010%	310,783	310,783	357,047	357,047	310,783	310,783	0	3	0.010%	1
Subtotal							310,783	310,783	357,047	357,047	310,783	310,783	0	3	0.010%	1
<b>General Fund</b>																
10/01/1986	10/15/2016	General Fund	Salekeeping	GNMA Pool #155679	3621562L4	9.000%	105	109	134	136	109	110	1	1	9.350%	564
03/31/2015	04/01/2015	General Fund	TexPool	Investment Pool	#00004	0.048%	36,728,260	36,728,260	19,365,726	19,365,726	36,728,260	36,728,260	0	0	0.048%	1
03/31/2015	04/01/2015	GF - Membership Revenue	TexPool	Investment Pool	#00009	0.048%	16,149,313	16,149,313	32,749,695	32,749,695	16,149,313	16,149,313	0	0	0.048%	1
03/31/2015	04/01/2015	GF - Operating	Frost Bank	Commercial Checking	66-4025679	0.010%	936,621	936,621	953,995	953,995	936,621	936,621	0	0	0.010%	1
03/31/2015	04/01/2015	GF - Payroll	Frost Bank	Commercial Checking	66-4027221	0.010%	1,003	1,003	1,003	1,003	1,003	1,003	0	0	0.010%	1
Subtotal							53,815,306	53,815,306	53,070,553	53,070,555	53,815,306	53,815,307	1	1	0.047%	1
<b>Debt Service Fund</b>																
03/31/2015	04/01/2015	Debt Svc Fund	TexPool	Investment Pool	#00003	0.048%	1,382,482	1,382,482	947,198	947,198	1,382,482	1,382,482	0	0	0.048%	1
Subtotal							1,382,482	1,382,482	947,198	947,198	1,382,482	1,382,482	0	0	0.048%	1
<b>TOTAL PORTFOLIO</b>							84,762,147	84,762,151	83,609,706	83,570,764	84,762,151	84,797,764	35,614	46,472	0.345%	249
																WAY

Nueces County Hospital District  
Investment Transaction Activity  
January 1 - March 31, 2015

Settle Date	Maturity	Call Date	Fund	Type	CUSIP	Coupon	Price	Par	Principal	Acc'd Interest	Total Settlement	Yield to Mat/Call	Broker
<b>Purchases</b>													
02/26/2015	02/26/2018	02/26/2016	Indigent Care Fund	FHLMC - Qirty Call	3134G6CCS	1.125%	100.0000	3,000,000.00	3,000,000.00	0.00	3,000,000.00	1.125%	Stifel Nicolaus
03/05/2015	03/05/2018	06/05/2015	Indigent Care Fund	FHLB - Qirty Call	3130A47B2	1.375%	100.0000	3,000,000.00	3,000,000.00	0.00	3,000,000.00	1.375%	Raymond James
03/26/2015	03/26/2018	06/26/2015	Indigent Care Fund	FHLB - Qirty Call	3130A4JX1	1.400%	100.0000	3,000,000.00	3,000,000.00	0.00	3,000,000.00	1.400%	Raymond James
<b>Total Purchases:</b>									<b>9,000,000.00</b>	<b>9,000,000.00</b>	<b>0.00</b>	<b>9,000,000.00</b>	
<b>Maturities/Calls</b>													
10/16/2014	10/16/2017	01/26/2015	Indigent Care Fund	FHLB - Qirty Call	3130A36V1	1.300%	100.0000	1,125,000.00	1,125,000.00	4,062.50	1,129,062.50	1.300%	Stifel Nicolaus
10/16/2014	10/16/2017	02/12/2015	Indigent Care Fund	FHLB - Qirty Call	3130A36V1	1.300%	100.0000	1,875,000.00	1,875,000.00	7,854.17	1,882,854.17	1.300%	Stifel Nicolaus
03/18/2013	03/18/2015	n/a	Indigent Care Fund	FHLMC - 1x Call	3134G36G0	0.350%	100.0000	3,000,000.00	3,000,000.00	5,250.00	3,005,250.00	0.350%	Mizuho
<b>Total Maturities/Calls:</b>									<b>6,000,000.00</b>	<b>17,166.67</b>	<b>6,017,166.67</b>		

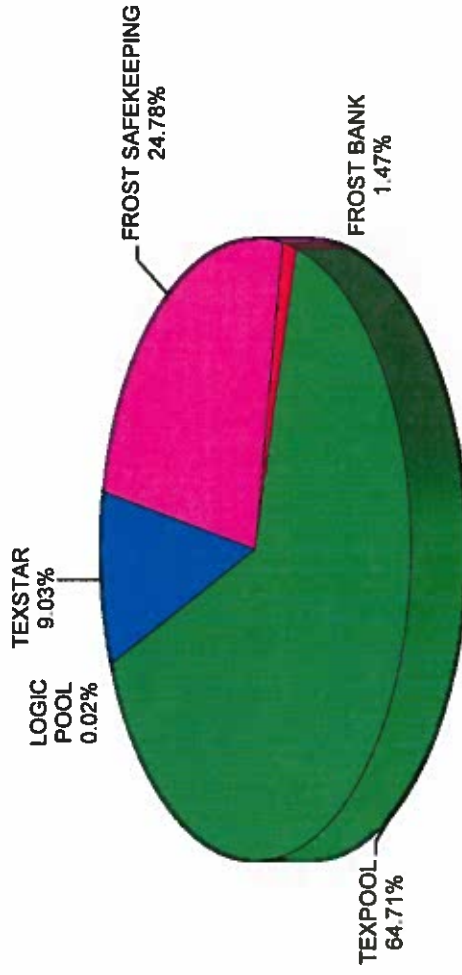
**NUECES COUNTY HOSPITAL DISTRICT  
INVESTMENTS SUMMARY BY TYPE & LOCATION  
FY 2015 2ND QUARTER (JANUARY 1 - MARCH 31, 2015)**

	<u>FROST BANK</u>	<u>TEXPOOL</u>	<u>LOGIC</u>	<u>TEXSTAR</u>	<u>FROST SAFEKEEPING</u>	<u>TOTAL</u>	<u>PERCENT BY TYPE OF INVESTMENT</u>
CASH - INTEREST BEARING	\$937,624	\$0	\$0	\$0	\$0	\$937,624	1.1%
MONEY MKT MUTUAL FUNDS	\$310,783	\$0	\$0	\$0	\$0	\$310,783	0.4%
GOV'T INVESTMENT POOLS	\$0	\$54,846,255	\$17,322	\$7,650,058	\$0	\$62,513,635	73.8%
CERTIFICATES OF DEPOSIT	\$0	\$0	\$0	\$0	\$0	\$0	0.0%
TREASURY NOTES AND BONDS	\$0	\$0	\$0	\$0	\$0	\$0	0.0%
AGENCIES	\$0	\$0	\$0	\$0	\$21,000,109	\$21,000,109	24.8%
<b>TOTAL INVESTMENTS</b>	<b>\$1,248,407</b>	<b>\$54,846,255</b>	<b>\$17,322</b>	<b>\$7,650,058</b>	<b>\$21,000,109</b>	<b>\$84,762,151</b>	<b>100.0%</b>

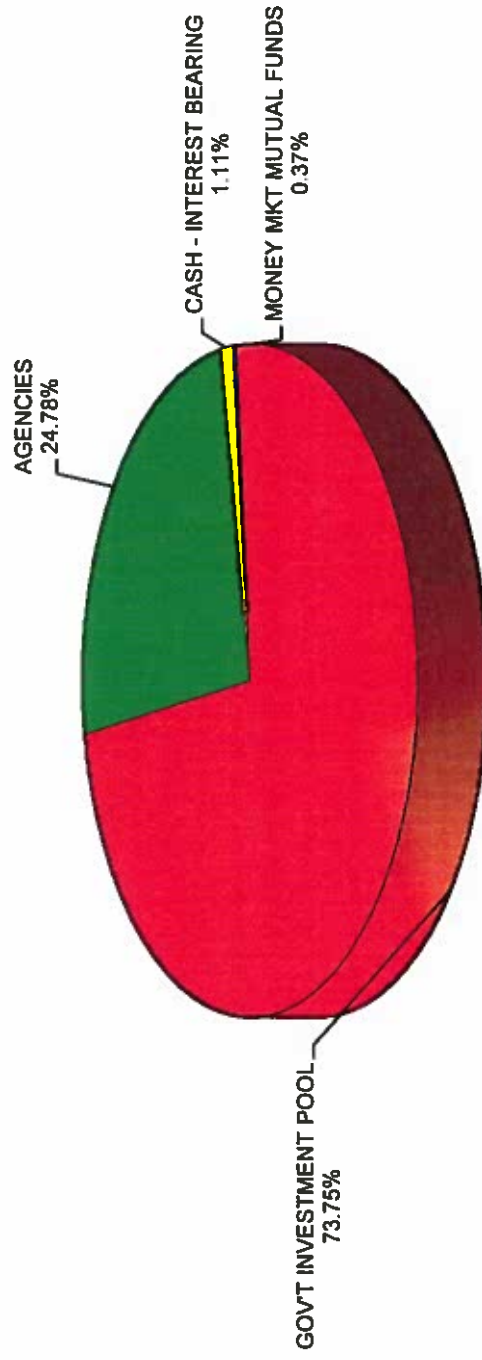
<b>PERCENT BY HOLDER OF INVESTMENTS</b>	<b>1.47%</b>	<b>64.71%</b>	<b>0.02%</b>	<b>9.03%</b>	<b>24.78%</b>	<b>100.00%</b>
---	--------------	---------------	--------------	--------------	---------------	----------------

**NOTE: THE ABOVE INVESTMENTS INCLUDE ALL TRUST FUNDS.**

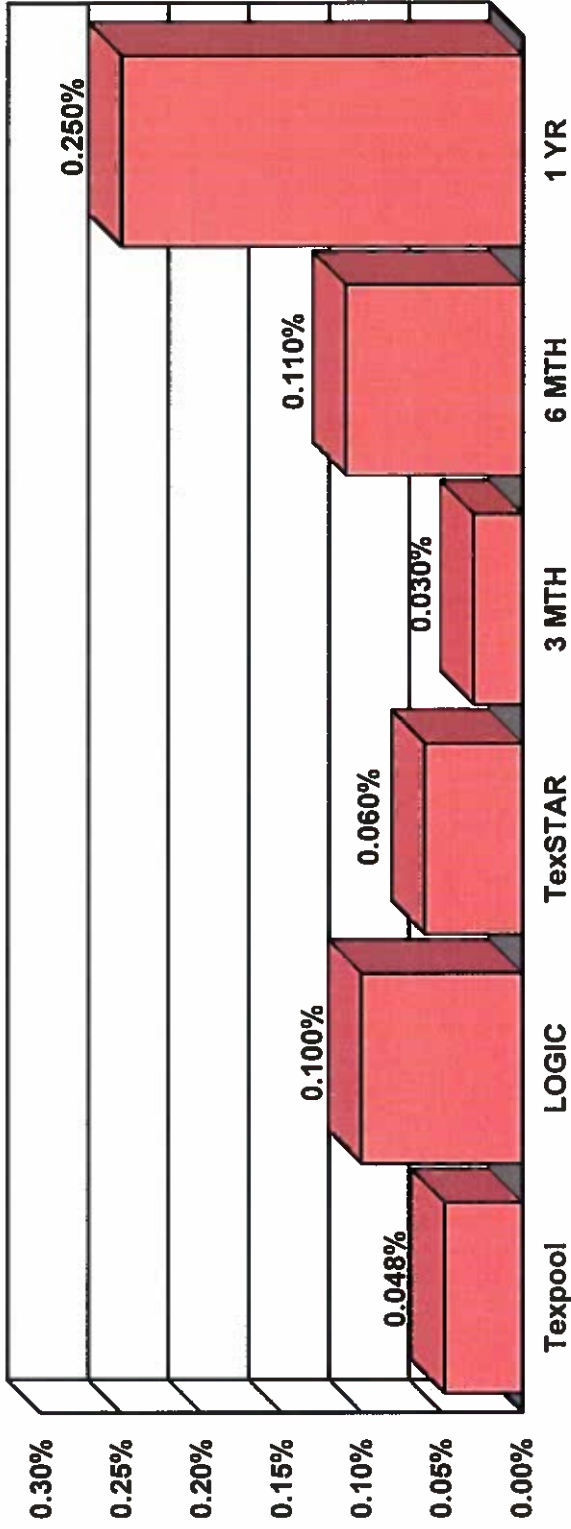
# NUECES COUNTY HOSPITAL DISTRICT INVESTMENT BY LOCATION MARCH 31, 2015



# NUECES COUNTY HOSPITAL DISTRICT INVESTMENTS BY TYPE MARCH 31, 2015




**NUECES COUNTY HOSPITAL DISTRICT  
POOL RATES V. TREASURIES  
MARCH 31, 2015**



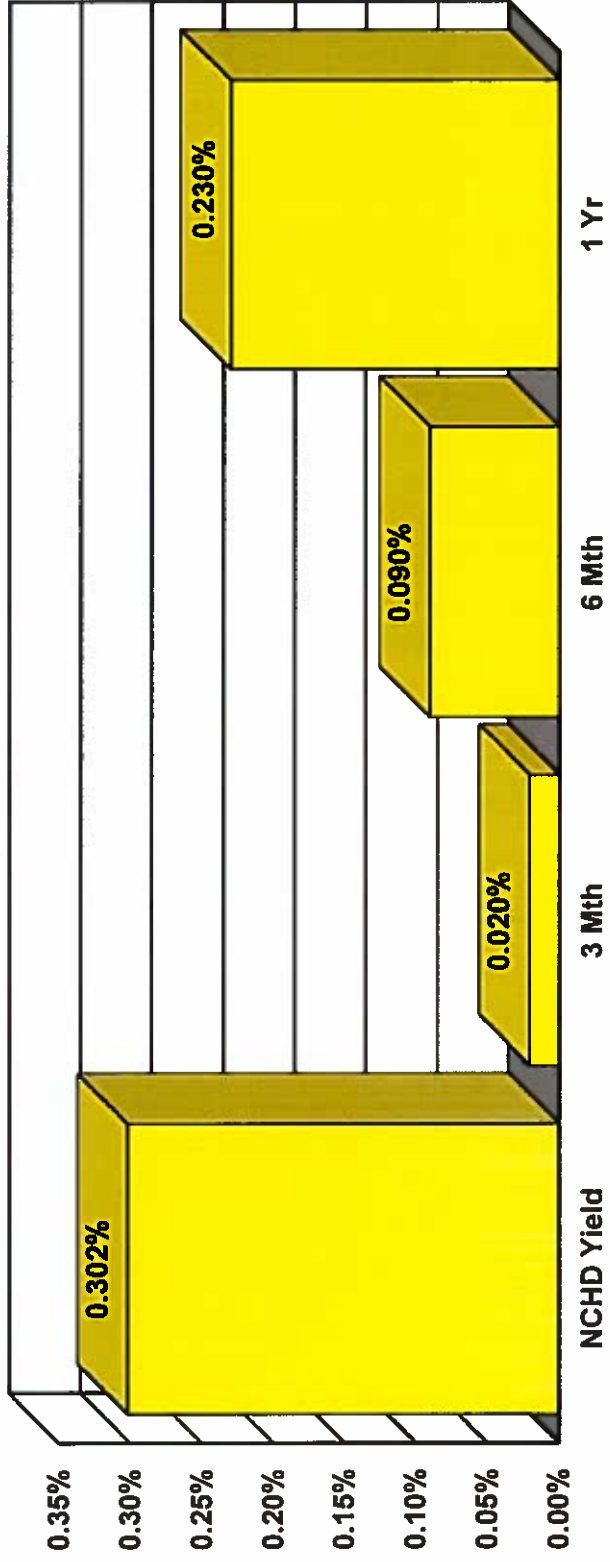
**NUECES COUNTY HOSPITAL DISTRICT  
 INVESTMENT SUMMARY BY LIQUIDITY  
 FY 2015 2ND QUARTER (JANUARY 1 - MARCH 31, 2015)**

<u>INVESTMENT-YRS TO MATURITY</u>	<u>AMOUNT</u>	
CASH & CASH EQUIVALENTS	\$63,762,042	75.2%
MATURES IN 0-6 MONTHS	\$0	0.0%
MATURES IN 6-12 MONTHS	\$0	0.0%
MATURES IN 12-18 MONTHS	\$0	0.0%
MATURES IN 18-24 MONTHS	\$109	0.0%
MATURES IN OVER 2 YEARS	\$21,000,000	24.8%
<b>TOTAL</b>	<b>\$84,762,151</b>	<b>100.0%</b>





# NUECES COUNTY HOSPITAL DISTRICT QUARTERLY BENCHMARK COMPARISON MARCH 31, 2015



**Nueces County Hospital District  
Investment Policy Compliance  
For the Quarter Ended March 31, 2015**

These are the major compliance issues regarding our Investment policy.  
Any negative responses are explained below.

	Yes	No
1.) Are at least 33% of the District's investments backed by U.S. Government securities to assure return of principal?	<u>X</u>	_____
2.) Are all investments maturing 3 years or less from the date of purchase?	<u>X</u>	_____
3.) Are at least 10% of the investments short-term maturing within 60-90 days?	<u>X</u>	_____
4.) Is the weighted average maturity of the District's portfolio 18 months or less?	<u>X</u>	_____
5.) With the exception of U.S. Treasury Bills, U.S. Treasury Notes and Bonds, are less than 20% of the District's portfolio invested with a common maturity date, a specific issue or a specific type or class.	<u>X</u>	_____
6.) Does the District's weighted average yield exceed the U.S. Treasury Bill benchmark compared to the District's maximum weighted average maturity for each class of security?		
	District	U.S. Treasury
3 Month Treasury	<u>0.302%</u>	<u>0.020%</u>
6 Month Treasury	<u>0.302%</u>	<u>0.090%</u>