

# RIDGEVIEW ELEMENTARY SCHOOL

For the school month beginning April 1st through April 30th, 2025.


		Gen Ed Full Day Kdg.	Sped Full Day Kdg	Gen Ed Kdg Foster	Sped Kdg Foster	Gen Ed 1st-5th grd.	Sped 1st - 5th grd.	Sped. Foster Child	Gen Ed. Foster	Total
A.	Number of days school was actually in session	19	19	19	19	19	19	19	19	
B	Total enrollment as of end of month	22	5	0	0	132	37	2	1	<b>199</b>
C.	Total number of days of attendance of all pupils (Days Present)	418.00	81.50	0.00	0	2508	656	36	19	
D.	Average daily attendance of all pupils	20.92	4.29	0.00	0.00	126.50	34.53	1.895	1	<b>189.14</b>
E.	Total days absence of grades	20.5	13.5	0	0	104.5	47	2	0	<b>187.5</b>
		Pre-K Am Gen Ed	Pre-Am Sped	Pre-k PM Gen Ed	Pre-K PM Sped	Pre-k Gen Ed Foster	Pre-K Sped Foster	Total		
F.	Number of days school was actually in session	19	19	19	19	19	19			
G.	Total enrollment of 1/2 day pupils at end of month	11	6	13	3	2	0	<b>35</b>		
H.	Total daily attendance of 1/2 day pupils (Days Present)	202	109	239.5	92	37	0			
I.	Average daily attendance of 1/2 day pupils	10.632	5.737	12.605	4.842	1.947	0	<b>35.763</b>		
J.	Absence of 1/2 day pupils	7	5	7.5	3	1	0	<b>23.5</b>		

K. List new students who entered this month:

Name	Date		Grade	Bus Rider

List students who dropped this month:

Name	Date		Grade	Bus Rider



Principals signature

J. Scaggs

Prepared by

Effective Sept., 1998

Updated December 1, 2023

# RIDGEVIEW HIGH SCHOOL

April 2025


		6th	7-8th	9-12th	6th Spec. Ed. Foster Child
A.	Days in Session	19	19	19	
B	Enrollment	39	69	166	
C.	Total Days Present	693	1230	2819	
D.	Average Daily Attendance	36	65	148	
E.	Total Days Absent	48	81	319	
	Percent Attendance	94%	94%	90%	


V. List new students who entered this month:

Name	Date	from	Grade
Madison McCartney	4/14/2025	NCHS	10

W List students who transferred out - did not return.

Name	Date	Grade at Transfer

  
Principals signature

  
Prepared by