

# Graduates In Bloom



Board of Education Curriculum Committee  
Review of 2023 Climate Survey Results  
November 21, 2024



Dr. Bethany Silver,  
*Interim Superintendent of Schools*



# Overview

## Purpose

Provide an overview of the 2023-2024 District Climate Survey results

## Process

Share data from the District Climate Survey from various stakeholders

## Payoff

Board of Education members will learn about the insights on school climate from students, families, and staff.



# District Climate Survey Overview

- In Bloomfield Public Schools, there is a District Climate Specialist, and each school has a School Climate Specialist
- Every year, the District Climate Committee conducts our annual District Climate Survey
  - Students in Grades 5-12
  - All families
  - All staff
- Climate Survey is reviewed annually by the Climate Specialists to update surveys as needed to ensure we are getting necessary data to make informed decisions in our schools
  - Surveys are anonymous for all responders

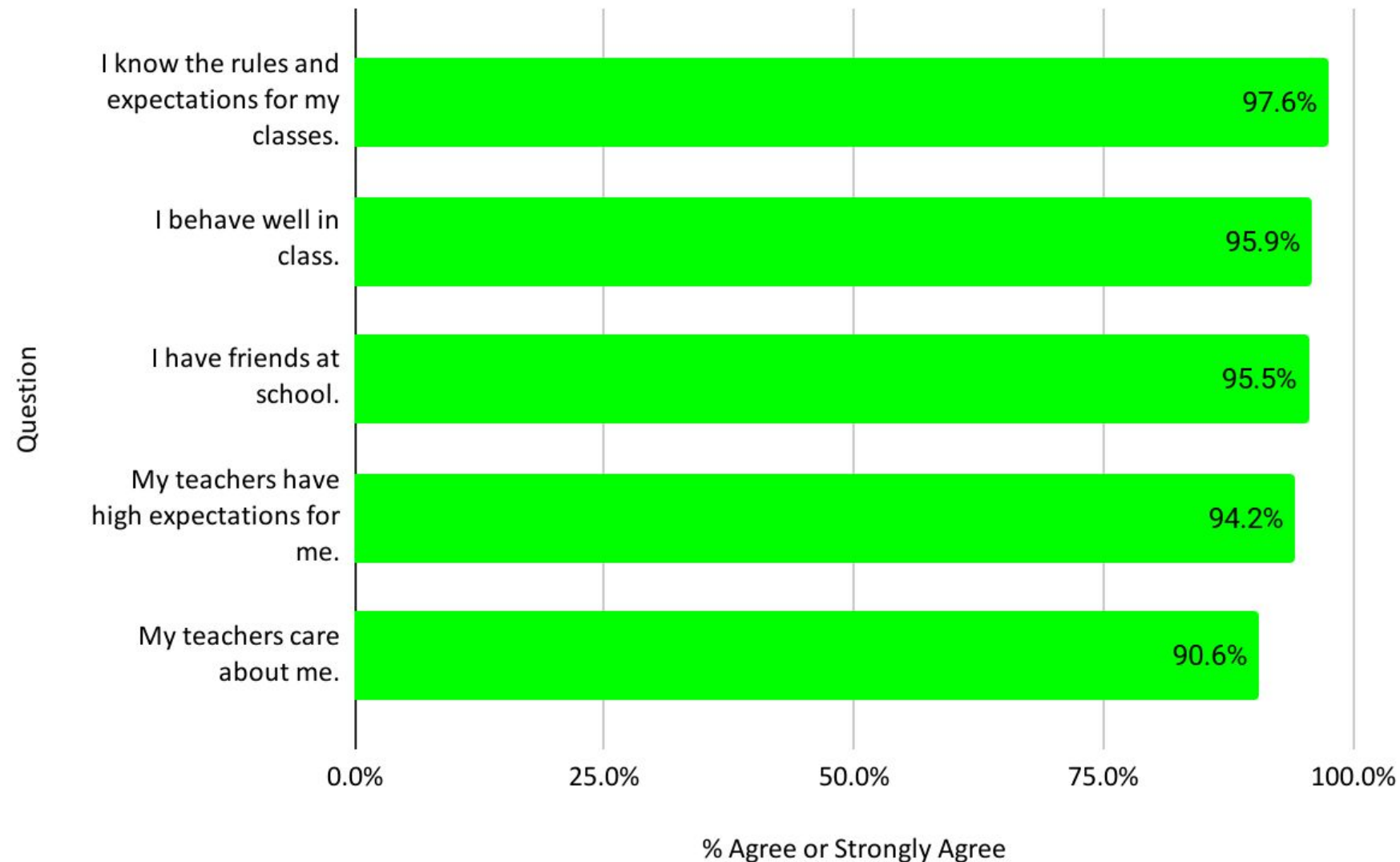


# District Student Climate Survey Participation

Location	Total Responses
BHS	256
GEMS	55
CAMS	51
CAIS	196
Total	578

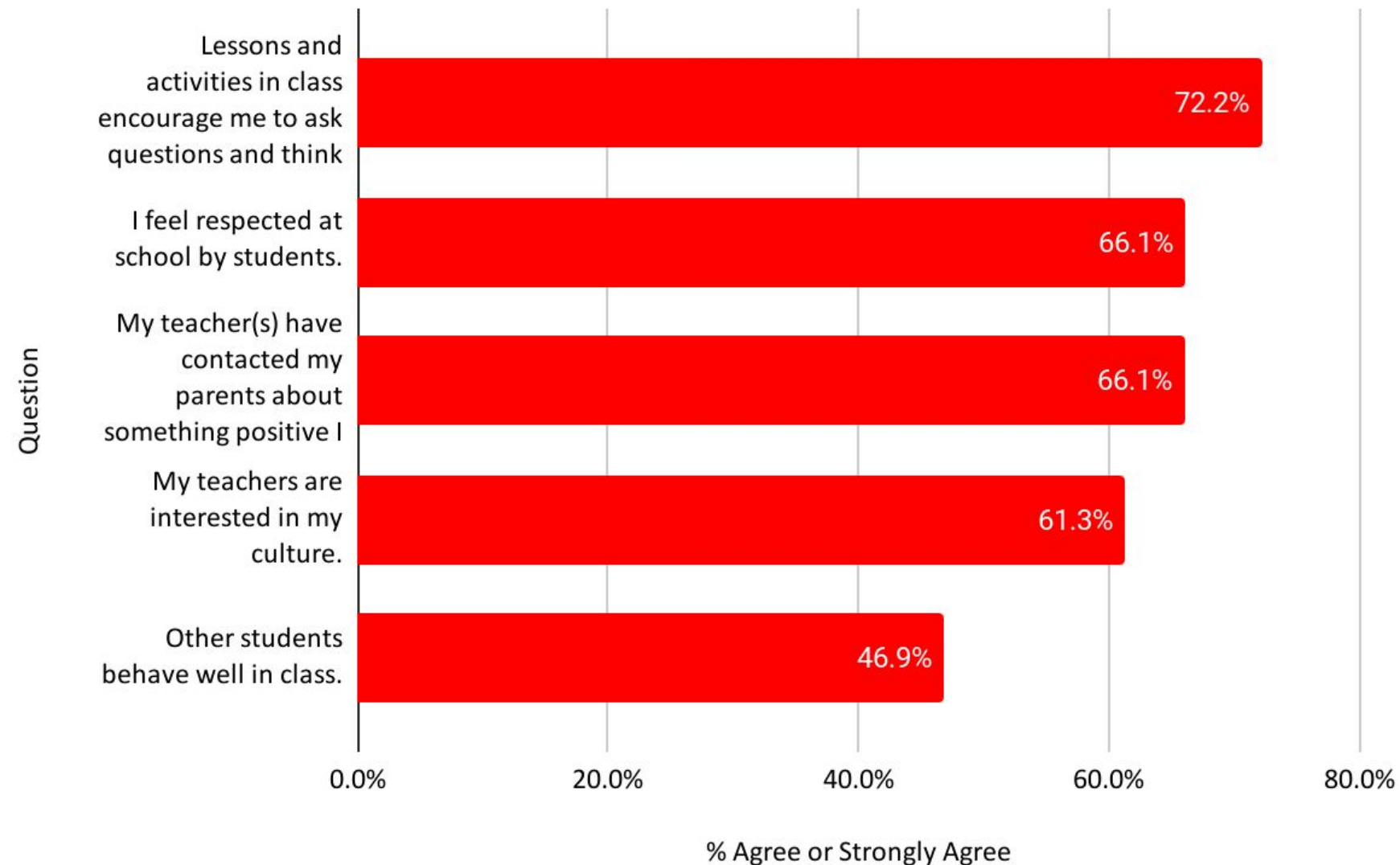
# Student Climate Survey Results: Top 5 Favorable Response Items

% Agree or Strongly Agree



# Student Climate Survey Results: Bottom 5 Favorable Response Items

% Agree or Strongly Agree

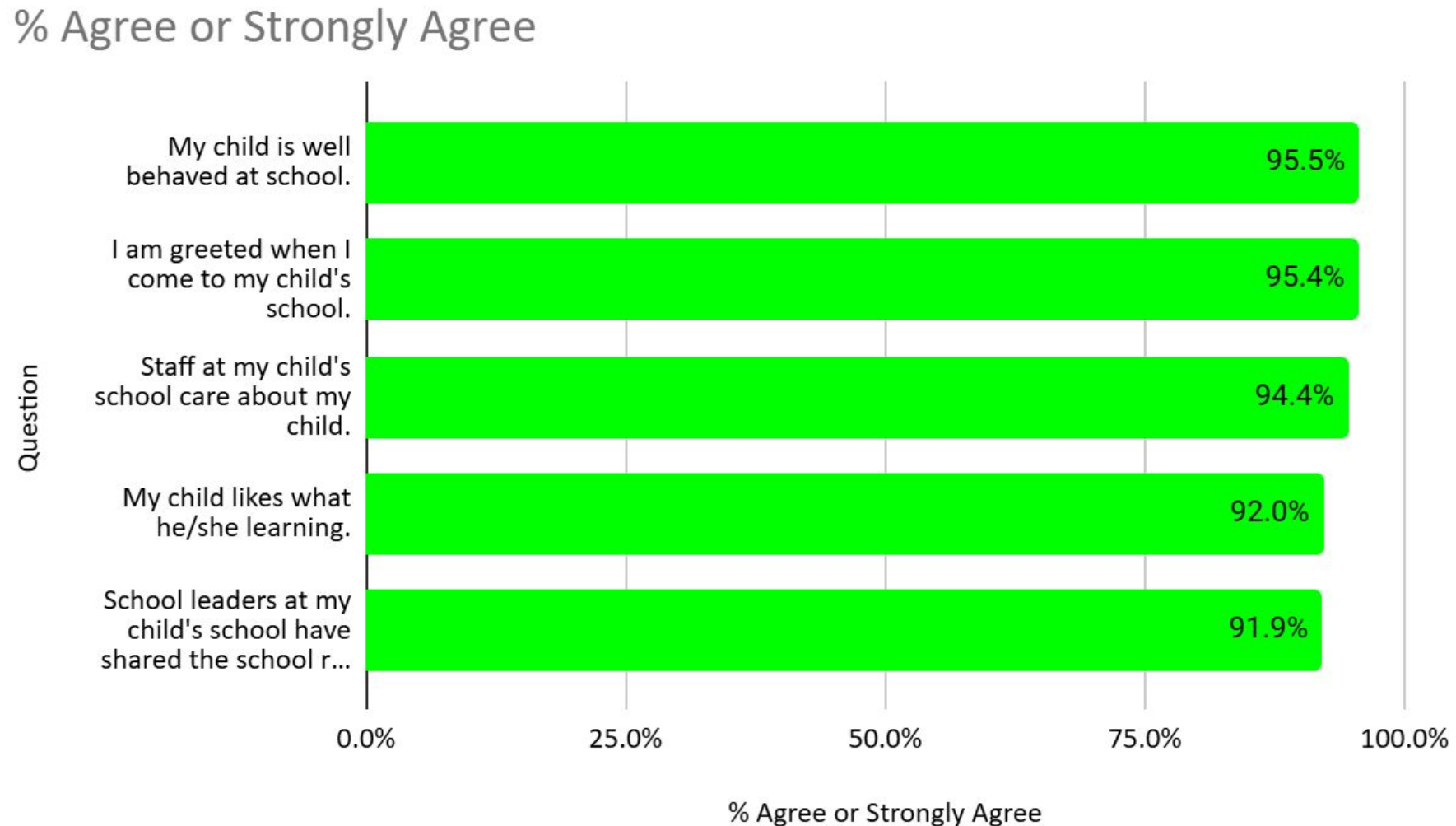


# District Family Climate Survey Participation

Location	Total Responses
BHS	42
GEMS	40
CAMS	34
CAIS	28
Metacomet	38
Laurel	35
Steps	1
Wintonbury	99
Total	338

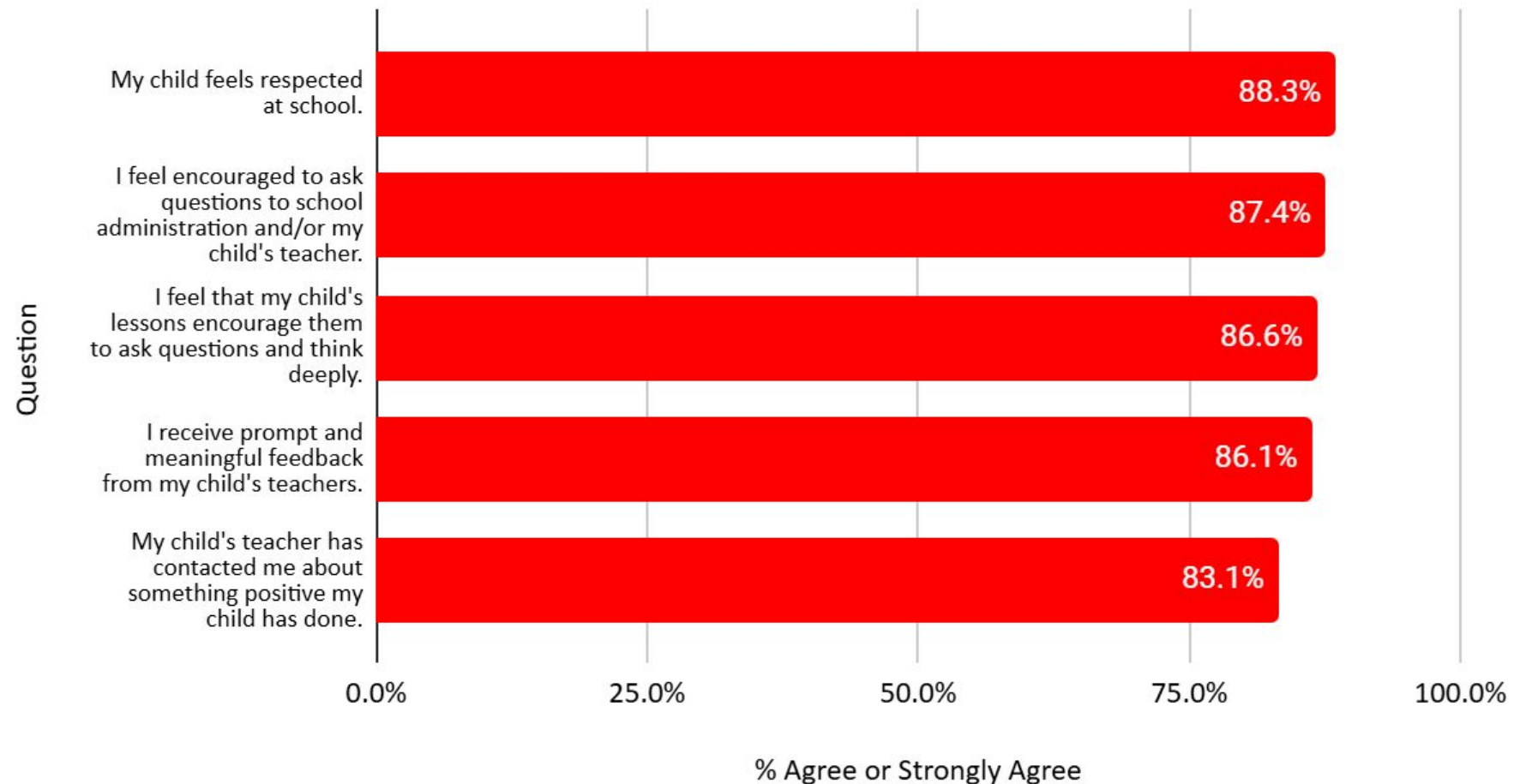


# Family Climate Survey Results: Top 5 Favorable Response Items



# Family Climate Survey Results: Bottom 5 Favorable Response Items

% Agree or Strongly Agree

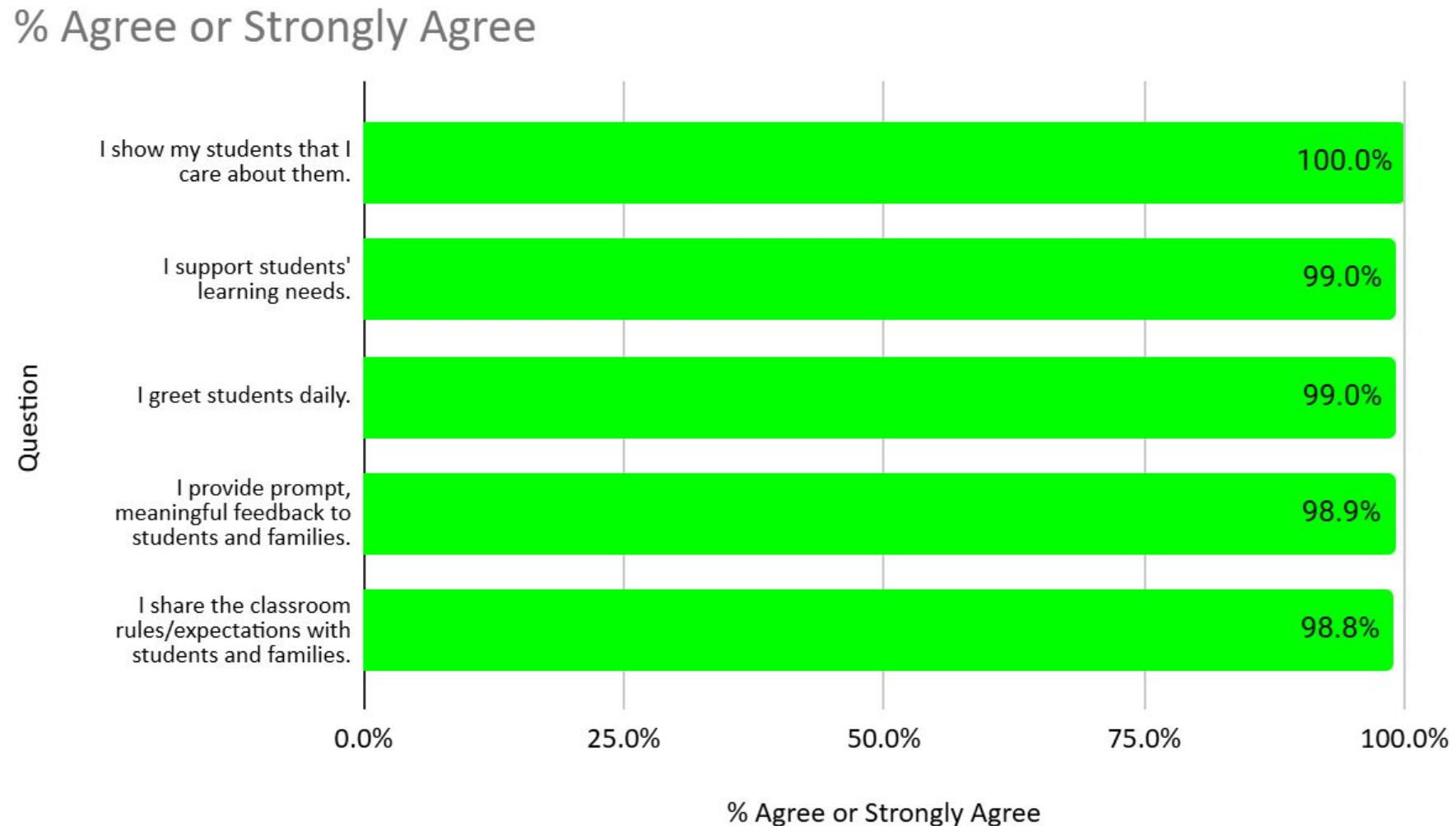


# District Staff Climate Survey Participation

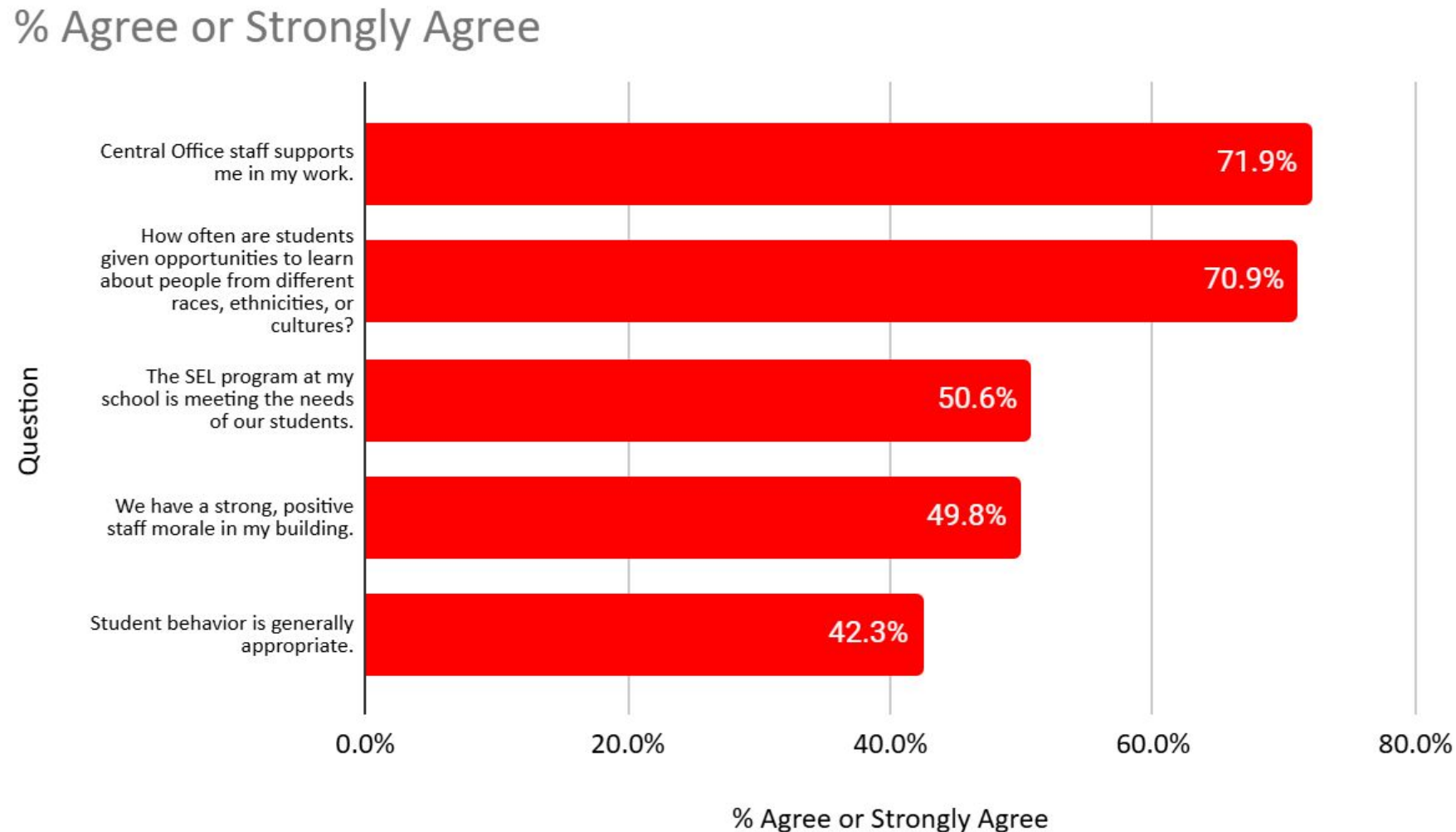
Location	Certified Staff	Non-Certified Staff	Other Role	*Total Responses
BHS	49	13	0	62
GEMS	18	4	1	23
CAMS	20	7	1	28
CAIS	24	8	1	33
Metacomet	13	3	0	16
Laurel	22	10	3	35
Steps	2	2	0	4
Wintonbury	21	17	2	40
Central Office	3	5	3	11
Total	172	69	11	252

\*Some staff work in multiple buildings, which is why there are more listed here than actually completing the survey

# Staff Climate Survey Results: Top 5 Favorable Response Items



# Staff Climate Survey Results: Bottom 5 Favorable Response Items



# Changes for 2024-2025 District Climate Survey

- Student survey will be administered to students in Grades 3 and 4 to get their input
  - Fewer questions and student friendly answers
- Questions from District Coordinator of Extended Learning and Family Community Engagement are included
- Board of Education provided surveys ahead of time for review prior to administration
- Survey to be administered twice
  - Proposed first administration December 2 to December 20
  - Proposed second administration in May



# Thank You



# Appendix

% Responding favorably / Desirable Responses by item for  
Students, Families, Staff



# 2023 Student Climate Survey Results

## 578 Responses of 1122X possible (51.5%)

Question	% Agree or Strongly Agree
I like what I am learning.	79.4%
Lessons and activities in class encourage me to ask questions and think deeply.	72.2%
My teachers give me prompt and meaningful feedback.	80.5%
My teachers have high expectations for me.	94.2%
My teachers are interested in my culture.	61.3%
My teachers use real world problems involving relevant social issues.	73.3%
My teachers use examples involving people of all genders.	87.4%
My teachers use examples involving people of all ethnic backgrounds.	81.6%
I feel physically safe while traveling to and from school.	86.4%
I feel physically safe in my school.	76.3%

Question	% Agree or Strongly Agree
I feel respected at school by students.	66.1%
I feel respected at school by staff.	85.3%
My teachers support my learning needs.	89.0%
My teachers care about me.	90.6%
My teacher(s) greet me when I come to school.	89.1%
My teacher(s) have contacted my parents about something positive I have done.	66.1%
I behave well in class.	95.9%
Other students behave well in class.	46.9%
I know the rules and expectations for my classes.	97.6%
I have friends at school.	95.5%
There is an adult at school that I can talk to if I have a problem.	81.3%

# 2023 Family Climate Survey Results

## 338 Responses, out of 1969 (17.2%)

Question	% Agree or Strongly Agree
My child likes what he/she learning.	92.0%
I feel that my child's lessons encourage them to ask questions and think deeply.	86.6%
I receive prompt and meaningful feedback from my child's teachers.	86.1%
My child's teacher has high expectations for him/her.	89.1%
I feel encouraged to ask questions to school administration and/or my child's teacher.	87.4%
My child feels physically safe at school.	90.6%
My child feels respected at school.	88.3%
As a parent, I feel respected by the school.	91.3%
Staff at my child's school supports his/her learning needs.	91.4%
Staff at my child's school care about my child.	94.4%
I am greeted when I come to my child's school.	95.4%
My child's teacher has contacted me about something positive my child has done.	83.1%
My child is well behaved at school.	95.5%
My child's teacher has shared the classroom rules and expectations with me.	90.3%
School leaders at my child's school have shared the school rules and expectations with me.	91.9%

# 2023 Staff Climate Survey Results

235 responses, out of 475 possible (49.5%)

Question	% Agree or Strongly Agree
Issues, concerns and/or questions in my school are responded to in a timely manner.	72.3%
Central Office staff supports me in my work.	71.9%
We have a strong, positive staff morale in my building.	49.8%
Student behavior is generally appropriate.	42.3%
My students like what I am teaching.	92.8%
I feel that my lessons encourage students to ask questions and think deeply.	96.3%
I provide prompt, meaningful feedback to students and families.	98.9%
My school has high expectations for our students.	75.7%
How often are students given opportunities to learn about people from different races, ethnicities, or cultures?	70.9%
My school administration has been effective in helping me advance student equity.	79.7%
The equity-focused professional development opportunities provided to me are valuable.	74.2%
My school has a program to meet the SEL needs of our students.	73.2%
The SEL program at my school is meeting the needs of our students.	50.6%

Question	% Agree or Strongly Agree
I believe my students feel physically safe at school.	74.9%
I believe my students feel respected at school.	77.0%
I support students' learning needs.	99.0%
I support students' social and emotional needs.	98.5%
I show my students that I care about them.	100.0%
I feel physically safe at school.	81.9%
I feel emotionally supported by colleagues at school.	83.4%
I feel emotionally supported by school administration.	80.1%
I greet students daily.	99.0%
I contact families to share positive comments about their child(ren).	96.4%
Students behave well in my class(es).	76.3%
I share the classroom rules/expectations with students and families.	98.8%

# Link between Climate Survey and District Annual Goals

# District Goals

All schools will implement standard school-wide systems that promote safety and improved culture and climate

All students in Grades 5-12 will complete the Student Climate Survey

All staff will complete the Staff Climate Survey

75% of families will complete the Family Climate Survey

All Families, Staff, and Students will receive a School-Based Climate Survey report that includes outcomes, targets and strategies for their child's school (Dashboard)

- 71% of students will respond favorably to feeling respected in school by other students (66% 23-24)
- 90% of students will respond favorably to feeling respected in school by staff members (85% 23-24)
- 97% of families will respond favorably that they feel respected by the school (91.4% 23-24)
- 82% of staff will respond favorably that their students feel respected in school (77% 23-24)