



**TO: Members, Board of Education
Dr. Albert G. Roberts, Superintendent**

FROM: Therese M. O'Neill, Assistant Superintendent for Finance & Operations

RE: Monthly Treasurer's Report – January 2014

DATE: February 25, 2014

Please find attached the January 2014 monthly Treasurer's report which includes:

- 1) The bank to book cash reconciliation
- 2) Revenue Variance Report – All Funds
- 3) Expenditures Variance Report – All Funds
- 4) By Major Object – Education Fund Year-to-Date Actual compared to Budgeted Expenditures
- 5) PMA Investment Report Portfolio
- 6) IMET Investment Report Portfolio
- 7) Monthly Budget Transfers

CC: Marcy Shannon

January 31, 2014

CASH BALANCES	BALANCE	BALANCE
	6/30/2013	1/31/2014
EDUCATION FUND	\$ 24,097,805.78	\$ 24,940,500.88
HEALTH INSURANCE FUND	\$ (500,635.23)	\$ (1,045,056.03)
BUILDINGS AND GROUNDS FUND	\$ 788,578.89	\$ 814,410.72
DEBT SERVICE FUND	\$ 4,372,486.79	\$ 907,377.53
TRANSPORTATION FUND	\$ 2,176,118.34	\$ 1,910,092.13
IMRF FUND	\$ 689,536.72	\$ 678,944.83
LIFE SAFETY FUND	\$ 173,743.74	\$ 173,920.83
WORKING CASH FUND	\$ 6,077,939.44	\$ 9,184,951.49
CAPITAL PROJECTS FUND	\$ 3,998,434.60	\$ 169,526.36
TORT FUND	\$ (8,912.35)	\$ (8,912.35)
Total Adjusted Cash Balances	\$ 41,865,096.72	\$ 37,725,756.39
Convenience Fund	\$ (595,070.40)	\$ (495,045.26)
Cash Book Balance	\$ 42,461,773.61	\$ 38,217,485.02
Total Adjusted Cash in Bank	\$ 41,867,703.21	\$ 37,722,439.76
Variance	\$ 2,606.49	\$ (3,316.63)

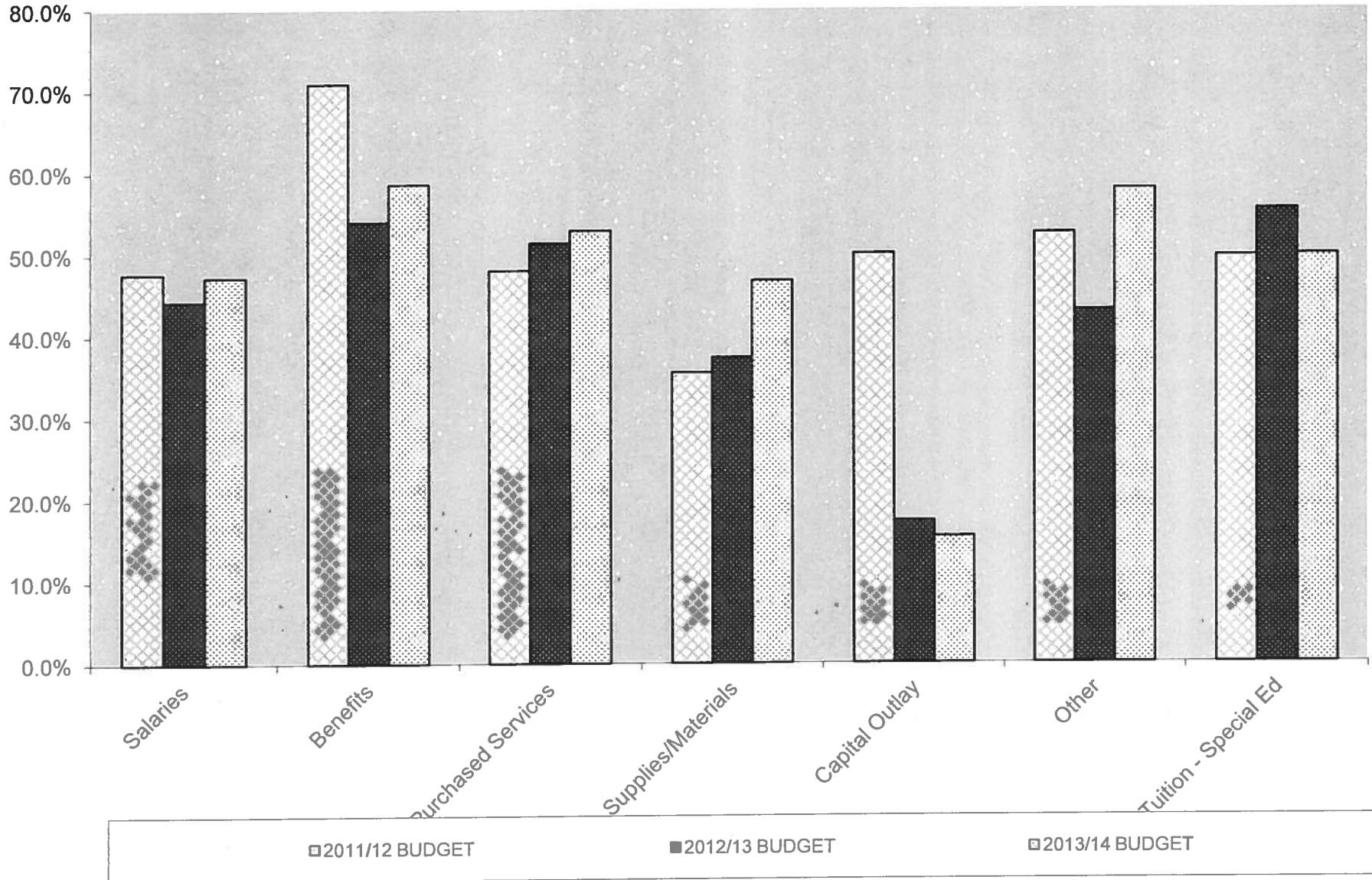
OAK PARK ELEMENTARY DISTRICT 97
REVENUE VARIANCE REPORT - ALL FUNDS
AS OF January 2014


January 2014	ANNUAL BUDGETED REVENUES			YTD REVENUE			% OF TOTAL REVENUES			
	<u>2011/12</u> <u>BUDGET</u>	<u>2012/13</u> <u>BUDGET</u>	<u>2013/14</u> <u>BUDGET</u>	<u>2011/12</u> <u>BUDGET</u>	<u>2012/13</u> <u>BUDGET</u>	<u>2013/14</u> <u>BUDGET</u>	<u>2011/12</u> <u>BUDGET</u>	<u>2012/13</u> <u>BUDGET</u>	<u>2013/14</u> <u>BUDGET</u>	<u>% of year</u> <u>completed</u>
<u>Education Fund</u>										
Local taxes	42,392,612	42,610,903	43,515,900	21,307,595	19,926,533	21,019,413	50.3%	46.8%	48.3%	58.33%
CPPRT	1,281,528	1,314,600	1,314,600	763,562	714,661	792,154	59.6%	54.4%	60.3%	58.33%
Investment Earnings	37,000	18,100	55,000	8,847	39,460	41,828	23.9%	218.0%	76.1%	58.33%
Other Local Revenue	4,379,471	3,463,538	3,538,298	2,075,357	2,496,920	2,061,553	47.4%	72.1%	58.3%	58.33%
State Funding	11,336,455	10,790,294	11,194,496	5,838,482	5,777,505	5,277,629	51.5%	53.5%	47.1%	58.33%
Federal Funding	3,800,182	3,199,205	3,160,111	1,707,591	1,702,320	1,840,516	44.9%	53.2%	58.2%	58.33%
Education Fund Total	63,227,248	61,396,640	62,778,405	31,701,434	30,657,400	31,033,094	50.1%	49.9%	49.4%	58.33%
<u>Buildings & Grounds</u>	6,093,865	5,954,423	6,234,941	4,333,935	3,837,780	3,706,866	71.1%	64.5%	59.5%	58.33%
<u>Debt Service</u>	8,092,435	7,723,181	8,150,003	3,979,511	3,920,600	3,819,948	49.2%	50.8%	46.9%	58.33%
<u>Transportation</u>	2,953,129	3,635,093	3,192,742	1,640,485	1,819,236	1,584,985	55.6%	50.0%	49.6%	58.33%
<u>IMRF</u>	2,430,895	2,283,230	2,512,746	1,164,109	1,014,821	1,177,496	47.9%	44.4%	46.9%	58.33%
<u>Capital Projects</u>	227,663	91,150	336,300	65,791	58,887	335,378	28.9%	64.6%	99.7%	58.33%
<u>Working Cash</u>	5,222,000	3,691,584	3,116,000	5,203,544	3,706,450	3,107,012	99.6%	100.4%	99.7%	58.33%
<u>Life Safety</u>	500	150	-	53	191	177	10.6%	127.4%		58.33%
<u>Tort</u>	-	-	-	-	-	-	0.0%	0.0%	0.0%	58.33%
GRAND TOTAL	88,247,735	84,775,451	86,321,137	48,088,861	45,015,365	44,764,956	54.5%	53.1%	51.9%	58.33%

OAK PARK ELEMENTARY DISTRICT 97
EXPENDITURE VARIANCE REPORT - ALL FUNDS
AS OF January 2014

January 2014	ANNUAL BUDGETED EXPENDITURES			YTD EXPENDITURES			% OF TOTAL EXPENDITURES			
	<u>2011/12</u> <u>BUDGET</u>	<u>2012/13</u> <u>BUDGET</u>	<u>2013/14</u> <u>BUDGET</u>	<u>2011/12</u> <u>BUDGET</u>	<u>2012/13</u> <u>BUDGET</u>	<u>2013/14</u> <u>BUDGET</u>	<u>2011/12</u> <u>BUDGET</u>	<u>2012/13</u> <u>BUDGET</u>	<u>2013/14</u> <u>BUDGET</u>	<u>% of year</u> <u>completed</u>
Education Fund										
Salaries	42,628,700	43,920,826	46,223,209	20,332,752	19,460,392	21,847,646	47.7%	44.3%	47.3%	58.33%
Benefits	4,862,795	5,880,016	6,134,381	3,447,403	3,174,401	3,593,442	70.9%	54.0%	58.6%	58.33%
Purchased Services	4,516,043	4,247,390	4,862,853	2,169,439	2,181,706	2,571,707	48.0%	51.4%	52.9%	58.33%
Supplies/Materials	2,315,120	2,367,033	2,351,704	821,658	884,166	1,098,989	35.5%	37.4%	46.7%	58.33%
Capital Outlay	498,389	604,675	625,416	249,267	104,976	96,578	50.0%	17.4%	15.4%	58.33%
Other	213,700	215,600	212,900	112,257	92,897	123,261	52.5%	43.1%	57.9%	58.33%
Tuition - Special Ed	<u>2,950,000</u>	<u>2,800,000</u>	<u>2,775,000</u>	<u>1,466,129</u>	<u>1,550,844</u>	<u>1,383,345</u>	<u>49.7%</u>	<u>55.4%</u>	<u>49.9%</u>	<u>58.33%</u>
Education Fund Total	57,984,748	60,035,540	63,185,463	28,598,906	27,449,381	30,714,968	49.3%	45.7%	48.6%	58.33%
Buildings & Grounds	6,186,432	6,240,121	6,147,234	3,344,927	3,282,888	3,680,614	54.1%	52.6%	59.9%	58.33%
Debt Service	8,239,210	8,365,790	8,660,789	6,934,592	7,087,549	7,285,057	84.2%	84.7%	84.1%	58.33%
Transportation	3,201,335	3,160,812	3,196,218	1,589,565	1,862,771	1,851,011	49.7%	58.9%	57.9%	58.33%
IMRF	2,029,592	2,217,300	2,248,250	1,083,188	1,030,327	1,188,088	53.4%	46.5%	52.8%	58.33%
Capital Projects	3,223,988	4,389,741	5,103,376	2,710,350	3,218,669	4,164,287	84.1%	73.3%	81.6%	58.33%
Life Safety										58.33%
Tort				256,184						58.33%
GRAND TOTAL	80,865,305	84,409,304	88,541,330	44,517,712	43,931,584	48,884,025	55.1%	52.0%	55.2%	58.33%

**EDUCATION FUND AS OF 1/31/2014
YEAR-TO-DATE ACTUAL COMPARED TO BUDGETED EXPENDITURES**





11572-101
 OAK PARK S.D. 97 / GENERAL FUND
 THERESE O'NEILL
 970 MADISON STREET

NHN 3119

OAK PARK, IL 60302-

Activity Statement

FRI, Liquid Class, Max Class (Combined)

PMA Financial Network, Inc.
 2135 CityGate Lane
 7th Floor
 Naperville, Illinois 60563
 Telephone . (630) 657-6400
 Facsimile . (630) 718-8701
<http://gps.pmanetwork.com/>


1/1/14 to 1/31/14

Investment Portfolio

As of 1/31/14

Current Portfolio

Desk	Trans	Trade	Settlement	Maturity	Provider/Instrument Name	Face Amount	Cost	Rate	Market Value
MMA			1/31/14		ISDLAF+ LIQ Account	\$4,438,492.13	\$4,438,492.13	0.010	\$4,438,492.13
MMA			1/31/14		ISDLAF+ MAX Account	\$1,955,735.75	\$1,955,735.75	0.040	\$1,955,735.75
CD	185581	5/29/13	5/29/13	5/29/14	PLAINSCAPITAL BANK	\$249,281.82	\$248,400.00	0.355	\$248,400.00
CD	185582	5/29/13	5/29/13	5/29/14	AFFILIATED BANK	\$249,924.50	\$249,300.00	0.251	\$249,300.00
CD	185583	5/29/13	5/29/13	5/29/14	ORRSTOWN BANK	\$249,923.25	\$249,300.00	0.250	\$249,300.00
CD	185584	5/29/13	5/29/13	5/29/14	PACIFIC COMMERCE BANK	\$82,505.75	\$82,300.00	0.250	\$82,300.00
CD	185585	5/29/13	5/29/13	5/29/14	PACIFIC COMMERCE BANK	\$84,210.00	\$84,000.00	0.250	\$84,000.00
CD	185586	5/29/13	5/29/13	5/29/14	PACIFIC COMMERCE BANK	\$83,207.50	\$83,000.00	0.250	\$83,000.00
CD	185587	5/29/13	5/29/13	5/29/14	THE FIRST, NA	\$249,928.77	\$249,300.00	0.252	\$249,300.00
DTC	29606	5/30/13	6/5/13	6/5/14	0.3% - Mizuho Corporate Bank (USA) Certificate of Deposit	\$249,000.00	\$249,124.19	0.250	\$249,042.33
DTC	29607	5/30/13	6/11/13	6/11/14	0.3% - Synovus Bank Certificate of Deposit	\$249,000.00	\$249,124.19	0.250	\$248,873.01
CDR	189060	8/22/13	8/22/13	8/21/14	Dime Bank	\$244,851.45	\$244,120.49	0.300	\$244,120.49
CDR	189060	8/22/13	8/22/13	8/21/14	Heritage Bank National Association	\$244,851.45	\$244,120.49	0.300	\$244,120.49
CDR	189060	8/22/13	8/22/13	8/21/14	Tristate Capital Bank	\$244,851.45	\$244,120.49	0.300	\$244,120.49
CDR	189060	8/22/13	8/22/13	8/21/14	CMS Bank	\$244,851.45	\$244,120.49	0.300	\$244,120.49
CDR	189060	8/22/13	8/22/13	8/21/14	Western Alliance Bank / Bank of Nevada	\$244,851.45	\$244,120.49	0.300	\$244,120.49
CDR	189060	8/22/13	8/22/13	8/21/14	ViewPoint Bank (MHC)	\$244,851.45	\$244,120.49	0.300	\$244,120.49
CDR	189060	8/22/13	8/22/13	8/21/14	CBC National Bank	\$244,851.45	\$244,120.49	0.300	\$244,120.49
CDR	189060	8/22/13	8/22/13	8/21/14	Paragon Commercial Bank	\$244,851.45	\$244,120.49	0.300	\$244,120.49
CDR	189060	8/22/13	8/22/13	8/21/14	Park National Bank	\$244,851.45	\$244,120.49	0.300	\$244,120.49
CDR	189060	8/22/13	8/22/13	8/21/14	Texas National Bank of Jacksonville	\$244,851.45	\$244,120.49	0.300	\$244,120.49
CDR	189060	8/22/13	8/22/13	8/21/14	Waumandee State Bank	\$244,851.45	\$244,120.49	0.300	\$244,120.49
CDR	189060	8/22/13	8/22/13	8/21/14	Farm Bureau Bank, FSB	\$244,851.45	\$244,120.49	0.300	\$244,120.49
CDR	189060	8/22/13	8/22/13	8/21/14	BB&T Bank	\$244,851.45	\$244,120.49	0.300	\$244,120.49
CDR	189060	8/22/13	8/22/13	8/21/14	Huntington NB	\$244,851.45	\$244,120.49	0.300	\$244,120.49
CDR	189060	8/22/13	8/22/13	8/21/14	Southwest National Bank	\$244,851.45	\$244,120.49	0.300	\$244,120.49
CDR	189060	8/22/13	8/22/13	8/21/14	First National Bank of St Louis	\$244,851.45	\$244,120.49	0.300	\$244,120.49



11572-101
 OAK PARK S.D. 97 / GENERAL FUND
 THERESE O'NEILL
 970 MADISON STREET

PMA Financial Network, Inc.
 2135 CityGate Lane
 7th Floor
 Naperville, Illinois 60563
 Telephone . (630) 657-6400
 Facsimile . (630) 718-8701
<http://eps.pmanetwork.com/>

Activity Statement


FRI, Liquid Class, Max Class (Combined)

1/1/14 to 1/31/14

NHN 3119

OAK PARK, IL 60302-

CDR	189060	8/22/13	8/22/13	8/21/14	First Bank & Trust Company	\$244,851.45	\$244,120.49	0.300	\$244,120.49
CDR	189060	8/22/13	8/22/13	8/21/14	Independence Bank	\$244,851.45	\$244,120.49	0.300	\$244,120.49
CDR	189060	8/22/13	8/22/13	8/21/14	Citizens Business Bank	\$244,851.45	\$244,120.49	0.300	\$244,120.49
CDR	189060	8/22/13	8/22/13	8/21/14	Town North Bank, N.A.	\$244,851.45	\$244,120.49	0.300	\$244,120.49
CDR	189060	8/22/13	8/22/13	8/21/14	PINNACLE BANK	\$244,851.45	\$244,120.49	0.300	\$244,120.49
CDR	189060	8/22/13	8/22/13	8/21/14	HeritageBank of the South	\$244,851.45	\$244,120.49	0.300	\$244,120.49
CDR	189060	8/22/13	8/22/13	8/21/14	Western Alliance Bank / Alliance Bank of Arizona	\$244,851.45	\$244,120.49	0.300	\$244,120.49
CDR	189060	8/22/13	8/22/13	8/21/14	Bank 1440	\$244,851.45	\$244,120.49	0.300	\$244,120.49
CDR	189060	8/22/13	8/22/13	8/21/14	Mutual of Omaha Bank	\$244,851.45	\$244,120.49	0.300	\$244,120.49
CDR	189060	8/22/13	8/22/13	8/21/14	Signature Bank	\$244,851.45	\$244,120.49	0.300	\$244,120.49
CDR	189060	8/22/13	8/22/13	8/21/14	ALLEGIANCE BANK TEXAS / Independence Bank, NA	\$244,851.45	\$244,120.49	0.300	\$244,120.49
CDR	189060	8/22/13	8/22/13	8/21/14	IBERIABANK	\$244,851.45	\$244,120.49	0.300	\$244,120.49
CDR	189060	8/22/13	8/22/13	8/21/14	Western Alliance Bank / Torrey Pines Bank	\$244,851.45	\$244,120.49	0.300	\$244,120.49
CDR	189060	8/22/13	8/22/13	8/21/14	First Western Trust Bank	\$244,851.45	\$244,120.49	0.300	\$244,120.49
CDR	189060	8/22/13	8/22/13	8/21/14	BBCN Bank	\$244,851.45	\$244,120.49	0.300	\$244,120.49
CDR	189060	8/22/13	8/22/13	8/21/14	Optima Bank & Trust Company	\$244,851.45	\$244,120.49	0.300	\$244,120.49
CDR	189060	8/22/13	8/22/13	8/21/14	First NBC Bank	\$244,851.45	\$244,120.49	0.300	\$244,120.49
CDR	189060	8/22/13	8/22/13	8/21/14	Valley Green Bank	\$244,851.45	\$244,120.49	0.300	\$244,120.49
CDR	189060	8/22/13	8/22/13	8/21/14	Decorah Bank & Trust Company	\$241,934.91	\$241,212.66	0.300	\$241,212.66
CDR	189060	8/22/13	8/22/13	8/21/14	Pulaski Bank	\$217,226.86	\$216,578.37	0.300	\$216,578.37
CDR	189060	8/22/13	8/22/13	8/21/14	Community Bank CBD	\$99,672.49	\$99,374.94	0.300	\$99,374.94
CDR	189060	8/22/13	8/22/13	8/21/14	Delaware County Bank & Trust Company	\$60,971.25	\$60,789.23	0.300	\$60,789.23
CDR	189060	8/22/13	8/22/13	8/21/14	Everbank	\$26,144.30	\$26,066.25	0.300	\$26,066.25
CDR	189060	8/22/13	8/22/13	8/21/14	North Middlesex Savings Bank	\$26,144.30	\$26,066.25	0.300	\$26,066.25
CDR	189060	8/22/13	8/22/13	8/21/14	Legacy Bank	\$16,832.68	\$16,782.43	0.300	\$16,782.43
CDR	189060	8/22/13	8/22/13	8/21/14	Union Bank	\$13,072.11	\$13,033.21	0.300	\$13,033.21
CD	189307	8/23/13	8/23/13	8/22/14	FAR EAST NATIONAL BANK	\$249,999.57	\$249,130.00	0.350	\$249,130.00
CD	189304	8/23/13	8/23/13	8/25/14	SECURITY BANK & TRUST CO	\$249,991.83	\$249,240.00	0.300	\$249,240.00
CD	189305	8/23/13	8/23/13	8/25/14	LANDMARK COMMUNITY BANK	\$249,991.83	\$249,240.00	0.300	\$249,240.00
CD	189306	8/23/13	8/23/13	8/25/14	NATIVE AMERICAN BANK NA	\$249,991.83	\$249,240.00	0.300	\$249,240.00
DTC	30351	8/23/13	8/30/13	8/29/14	0.4% - Firstbank Of Puerto Rico Certificate of Deposit	\$249,000.00	\$249,120.95	0.351	\$248,858.07
DTC	30352	8/23/13	8/30/13	8/29/14	0.35% - GE Capital Retail Bank / GE Money Bank Certificate of Deposit	\$249,000.00	\$249,123.79	0.300	\$248,887.95



11572-101
OAK PARK S.D. 97 / GENERAL FUND
THERESE O'NEILL
970 MADISON STREET

Activity Statement
FRI, Liquid Class, Max Class (Combined)

PMA Financial Network, Inc.
 2135 CityGate Lane
 7th Floor
 Naperville, Illinois 60563
 Telephone . (630) 657-6400
 Facsimile . (630) 718-8701
<http://pfs.pmanetwork.com/>


NHN 3119		OAK PARK, IL 60302-						1/1/14 to 1/31/14	
CD	188354	7/31/13	7/31/13	9/10/14	BANK OF EAST ASIA	\$249,330.07	\$248,500.00	0.300	\$248,500.00
CD	189219	8/22/13	8/22/13	11/19/14	BANK OF NEW ENGLAND	\$249,313.47	\$248,400.00	0.300	\$248,400.00
CD	185575	5/29/13	5/29/13	11/26/14	BRIDGEWATER BANK	\$249,302.14	\$248,000.00	0.351	\$248,000.00
CD	185576	5/29/13	5/29/13	11/26/14	BANCO POPULAR NORTH AMERICA	\$84,439.80	\$84,000.00	0.350	\$84,000.00
CD	185577	5/29/13	5/29/13	11/26/14	BANCO POPULAR NORTH AMERICA	\$81,223.05	\$80,800.00	0.350	\$80,800.00
CD	185578	5/29/13	5/29/13	11/26/14	BANCO POPULAR NORTH AMERICA	\$83,434.57	\$83,000.00	0.350	\$83,000.00
CD	185579	5/29/13	5/29/13	11/26/14	CAPITOL BANK	\$249,403.15	\$248,300.00	0.297	\$248,300.00
CD	185580	5/29/13	5/29/13	11/26/14	NORTH SHORE COMM B&TC - WINTRUST	\$249,918.40	\$248,800.00	0.301	\$248,800.00
DTC	30339	8/22/13	8/30/13	12/1/14	0.45% - Safra National Bank Certificate of Deposit	\$249,000.00	\$249,437.19	0.310	\$248,818.23
CD	183814	3/20/13	3/20/13	1/28/15	BEVERLY BANK & TRUST CO, NA- WINTRUST	\$248,591.08	\$247,200.00	0.303	\$247,200.00
CD	183815	3/20/13	3/20/13	1/28/15	ST. CHARLES B&TC - WINTRUST	\$248,591.08	\$247,200.00	0.303	\$247,200.00
CD	183816	3/20/13	3/20/13	1/28/15	WHEATON BANK AND TRUST - WINTRUST	\$248,591.08	\$247,200.00	0.303	\$247,200.00
CD	183817	3/20/13	3/20/13	1/28/15	CENTENNIAL BANK / LIBERTY BANK OF ARKANSAS	\$249,970.08	\$248,600.00	0.300	\$248,600.00
CD	183809	3/20/13	3/20/13	3/25/15	IDB BANK- NY	\$248,750.66	\$246,800.00	0.393	\$246,800.00
CD	183810	3/20/13	3/20/13	3/25/15	BANK OF THE WEST	\$249,990.95	\$248,200.00	0.358	\$248,200.00
CD	183811	3/20/13	3/20/13	3/25/15	SONABANK	\$249,949.30	\$248,200.00	0.350	\$248,200.00
CD	183813	3/20/13	3/20/13	3/25/15	MIDLAND STATES BANK	\$213,716.94	\$212,200.00	0.355	\$212,200.00
CD	188849	8/15/13	8/15/13	3/25/15	GBC INTERNATIONAL BANK	\$249,096.04	\$247,900.00	0.300	\$247,900.00
CD	188850	8/15/13	8/15/13	3/25/15	STATE BANK OF INDIA (NY)	\$249,297.00	\$248,100.00	0.300	\$248,100.00
CD	188851	8/15/13	8/15/13	3/25/15	LUANA SAVINGS BANK	\$249,096.04	\$247,900.00	0.300	\$247,900.00
DTC	29425	3/19/13	3/27/13	3/27/15	0.5% - Goldman Sachs Bank USA Certificate of Deposit	\$249,000.00	\$249,489.45	0.401	\$248,492.04
DTC	29426	3/19/13	3/27/13	3/27/15	0.55% - Discover Bank Certificate of Deposit	\$249,000.00	\$249,238.13	0.502	\$248,803.29

Totals for Period: \$23,615,137.63 \$23,560,635.77 \$23,557,752.80

Note: Weighted Yield & Weighted Average Portfolio Maturity are calculated only on the CDR, CD, DTC, TS, CP, & SEC desk.

Time and Dollar Weighted Portfolio Yield: 0.316 % Weighted Ave. Portfolio Maturity: 239.81 Days

CDR: 38.20% CD: 27.26% DTC: 7.40%
MM: 27.14% CP: 0.00% SEC: 0.00%



11572-101
 OAK PARK S.D. 97 / GENERAL FUND
 THERESE O'NEILL
 970 MADISON STREET

NHN 3119

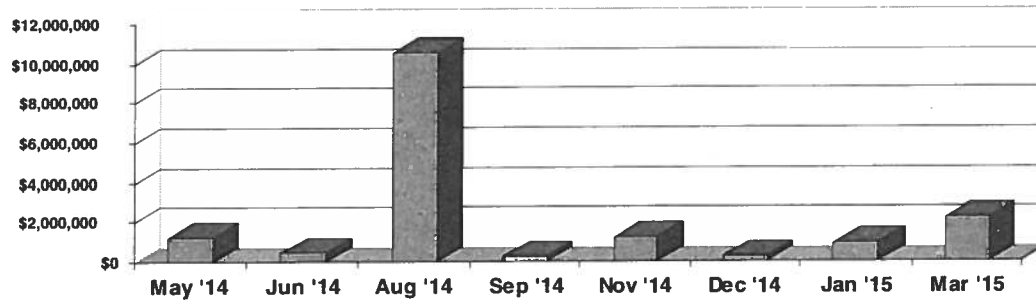
OAK PARK, IL 60302-

Activity Statement

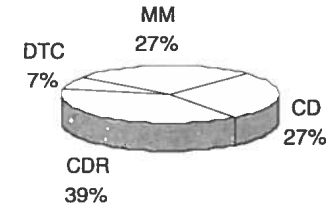
FRI, Liquid Class, Max Class (Combined)

PMA Financial Network, Inc.
 2135 CityGate Lane
 7th Floor
 Naperville, Illinois 60563
 Telephone . (630) 657-6400
 Facsimile . (630) 718-8701
<http://eps.pmanetwork.com/>


1/1/14 to 1/31/14



Portfolio Maturity Summary - Maturing \$/Month



Portfolio Allocation by Transaction Type



11572-101
OAK PARK S.D. 97 / GENERAL FUND
THERESE O'NEILL
970 MADISON STREET

NHN 3119

OAK PARK, IL 60302-

Activity Statement

FRI, Liquid Class, Max Class (Combined)

PMA Financial Network, Inc.
2135 CityGate Lane
7th Floor
Naperville, Illinois 60563
Telephone . (630) 657-6400
Facsimile . (630) 718-8701
<http://gps.pmanetwork.com/>

1/1/14 to 1/31/14

All securities and money market fund share transactions were executed through PMA Securities, Inc. All certificates of deposit ("CD"), savings deposit accounts ("SDA") and commercial paper ("CP") are executed through PMA Financial Network, Inc. PMA Securities, Inc. is a registered broker dealer with the FINRA, and SIPC. PMA Securities, Inc. and PMA Financial Network, Inc. are operated under common ownership.

Fixed Rate Investment Activity

This section shows all of the fixed term investments purchased and sold, maturities, interest received, and activity. This will include all CD, SDA, CP purchased through PMA Financial Network, Inc. and securities and money market fund purchased through PMA Securities, Inc. It also shows the approximate market value of each security whose price is obtained from an independent source believed to be reliable. However, PMA cannot guarantee their accuracy. This data is provided for informational purposes only. Listed values should not be interpreted as an offer to buy or sell at a specific price. CD's and CP are listed at their original cost. Redemption of a CD prior to maturity may result in early withdrawal penalties. Market values are based on the last day of the month for which this report date range is ending. If the run date of this report is prior to the end of the current month the market values are listed as equivalent to the cost values.

CD's with the code (TR) are for client reporting purposes only. PMA Financial Network, Inc. did not act as agent for in the noted transactions. These transactions were built by PMA Financial Network's system for the convenience of reporting all client transactions, but were executed directly with the listed bank. PMA Financial Network relies on the information provided by the bank and public bodies to track these CD's. PMA Financial Network is not responsible for the accuracy of the information that is provided on these CD's. Furthermore, PMA is not responsible for the performance of these transactions or the underlying banks. All inquiries should be directed to the bank.

ISDLAF+ Activity

This section shows all of the activity in the Liquid and Max Class. The Average Rate represents the average net interest rate over the previous month which is then annualized. Income Summary represents the interest earned for the Month and Fiscal Year to Date. Information regarding the ISDLAF+ investment objectives, risks, charges and expenses can be found in the ISDLAF+ information statement, which can be obtained at www.isdlafplus.com or by calling PMA at the phone number listed.

The performance data featured represents past performance, which is no guarantee of future results. Investment returns will fluctuate. Current performance may be higher or lower than the performance data quoted. Please call PMA for the most recent performance figures.

An investment in the Multi-Class Series or any Term Series is not a bank deposit and is not insured or guaranteed by the Federal Deposit Insurance Corporation or any other governmental or private agency. Although the Liquid Class and MAX Class of the Multi-Class Series each seeks to maintain a stable value of \$1.00 per share, it is possible to lose money by investing in the Multi-Class Series. It also is possible to lose money by investing in a Term Series, which may impose a substantial penalty for redemption prior to the full term of the Series.

Additional Disclosures

All funds, and/or securities are located and safe kept in an account under the clients name at their custodial bank. Any certificates of deposit listed are located in the clients name at the respective bank. You can contact your Portfolio Advisor at the phone number listed to address any account inquiries. It is recommended that any oral communications should be re-confirmed in writing to further protect your rights, including rights under the Securities Investor Protection Act.

Debt Securities

Some debt securities are subject to redemption prior to maturity. In the event of a partial or whole call of a security, the securities call will be automatically selected on a random basis as is customary in the securities industry. The probability that your securities will be selected is proportional to the amount of your holdings relative to the total holdings. Redemption prior to maturity could affect the yield represented. Additional information is available upon request.

A financial statement of PMA Securities, Inc. is available for inspection at its office or a copy will be mailed to you upon written request.

FOR A CHANGE OF ADDRESS, PLEASE NOTIFY YOUR PORTFOLIO ADVISOR IN WRITING TO THE ADDRESS LISTED ON THIS STATEMENT.

PLEASE ADVISE PMA IMMEDIATELY OF ANY DISCREPANCIES ON YOUR STATEMENT.

In accordance with FINRA Rule 2280, PMA Securities, Inc. is providing the following information in the event you wish to contact FINRA. You may call (301) 590-6500 or write to FINRA at 1735 K Street NW, Washington, D.C. 20006-1500. In addition to the public disclosure number (800) 289-9999, FINRA provides an investor brochure which describes their Public Disclosure Program. Additional information is also available at www.finra.org.



IMET Activity Statement

01/01/14 to 01/31/14

Oak Park Elementary School District 97

IMET Activity

1-3 Year Fund

General (20422-101)

Transaction	Settle Date	Transaction Description	Dollar Amount	Share Price	Shares	Shares Held
	12/31/13	BALANCE FORWARD	\$0.00	19.041		0.000
Account Value as of 01/31/14			\$0.00	19.068		0.000

Convenience Fund

General (20422-101)

Transaction	Settle Date	Transaction Description	Dollar Amount	Share Price	Shares	Shares Held
	12/31/13	BALANCE FORWARD	\$12,405,264.82	1.000		12,405,264.820
37529	01/09/14	ONLINE WIRE REDEMPTION	\$3,000,000.00 -		3,000,000.000 -	
38093	01/31/14	DIVIDEND REINVEST	\$3,211.16		3,211.160	
Account Value as of 01/31/14			\$9,408,475.98	1.000		9,408,475.980

Thank you for your business. If you have any questions about these transactions, call 888-288-4638.

IMPORTANT DISCLOSURES

IMET Activity

This section shows all of the activity in the 1-3 Year Fund and the Convenience Fund. The Share Price represents the closing Net Asset Value of the respective fund as the end date on this statement.

Information regarding the IMET's investment objectives, risks, charges and expenses can be found in the IMET Offering Circular, which can be obtained by calling the IMET home office at 630-571-0480 x229.

Additional Disclosures

Any performance data featured represents past performance, which is no guarantee of future results. Investment return and the share price of the 1-3 Year Fund will fluctuate. Current performance may be higher or lower than the performance data quoted. Please call IMET for the most recent performance figures.

Pursuant to an agreement between IMET and JP Morgan Chase NA, deposits in the Convenience Fund are collateralized to a minimum level of 110% by guaranteed obligations of the US Treasury. For additional information regarding the collateral agreement please contact IMET at 630-571-0480 x229. The Convenience Fund will be managed so as to maintain a stable \$1.00 share price, although there is no guarantee that it will do so.

FOR A CHANGE OF ADDRESS, PLEASE NOTIFY IMET IN WRITING.

PLEASE ADVISE IMET IMMEDIATELY OF ANY DISCREPANCIES ON YOUR STATEMENT BY CALLING 1-888-288-IMET (4638).

Anti-Money Laundering Disclosure

Notice: Pursuant to the US regulations issued under Section 311 of the USA Patriot Act, 31 CFR 103.192, we are prohibited from opening or maintaining a correspondent account for, or on behalf of, the country of Myanmar, the country of Nauru, the Commercial Bank of Syria, its subsidiary Syrian Lebanese Commercial Bank, VEF Banka and its subsidiaries, Infobank and its subsidiaries, Asia Wealth Bank, Myanmar Mayflower Bank, and Banco Delta SARL, including its subsidiaries Delta Asia Credit Limited and Delta Asia Insurance Limited. The regulations also require us to notify you that your account may not be used to provide the listed foreign banks with access to our financial institution. If we become aware that the listed foreign banks are indirectly using your account, we will be required to take appropriate steps to prevent such access, including terminating your account.

Thank you for your business. If you have any questions about these transactions, call 888-288-4638.



IMET Activity Statement

01/01/14 to 01/31/14

Oak Park Elementary School District 97

IMET Activity

1-3 Year Fund

Bond Proceeds (20422-201)

Transaction	Settle Date	Transaction Description	Dollar Amount	Share Price	Shares	Shares Held
	12/31/13	BALANCE FORWARD	\$0.00	19.041		0.000
Account Value as of 01/31/14			\$0.00	19.068		0.000

Convenience Fund

Bond Proceeds (20422-201)

Transaction	Settle Date	Transaction Description	Dollar Amount	Share Price	Shares	Shares Held
	12/31/13	BALANCE FORWARD	\$1,760,879.52	1.000		1,760,879.520
38095	01/31/14	DIVIDEND REINVEST	\$554.60		554.600	
Account Value as of 01/31/14			\$1,761,434.12	1.000		1,761,434.120

PLEASE NOTE: THE FUND WILL BE CLOSED FEBRUARY 17TH IN OBSERVANCE OF THE PRESIDENTS' DAY HOLIDAY

Thank you for your business. If you have any questions about these transactions, call 888-288-4638.

BUDGET TRANSFERS

for the month of January 2014

BJE#	Date	Account # From	Account # To	Dollar Amount	Reason
1	1/9/2014	102.M.70.254.0347	102.M.70.254.0367	\$750.00	account shortage
2	1/10/2014	101.B.28.111.0411	101.B.28.221.0333	\$145.30	account shortage
3	1/16/2014	102.M.70.254.0469	102.M.70.254.0545	\$1,000.00	account shortage
4	1/22/2014	101.H.24.111.0414	101.H.00.111.0411	\$56.69	reverse previous bje
5	1/22/2014	101.H.00.111.0411	101.H.24.111.0414	\$56.69	reverse bje (#4) submitted incorrectly
6	1/22/2014	101.E.39.111.0428	101.E.39.111.0411	\$26.00	account shortage
7	1/23/2014	101.B.28.111.0411	101.B.20.111.0408	\$174.61	account shortage