



ELPS Sexual Health Education & HIV Prevention Report

DRAFT - November 2024

Presented to the ELPS Sex Education Advisory Board

Prepared by:

Anne Scott, MPH

Sex Education Supervisor, ELPS

**Michigan Profile for Healthy
Youth (MiPHY) Survey with
7th 9th, and 11th Grade
Students, 2013-2024**

About MiPHY Data

MiPHY stands for the Michigan Profile for Healthy Youth and is a voluntary and anonymous online student health survey provided by the Michigan Department of Education for use by local schools and school districts to assess the health related needs of their students.

The MiPHY provides building and district level reports on health risk behaviors reported anonymously by students in grades 7, 9 and 11 including substance use, violence, physical activity, nutrition, emotional health and sexual behavior. The survey also identifies risk and protective factors most predictive of these health risk behaviors. The MiPHY is offered every other year and is being offered in the 21-22 school year.

MiPHY reports, along with other school-based data, help school leaders make data-driven decisions to improve prevention and health promotion programming for their students.

ELPS participates in the MiPHY survey, which occurs every two years. ELPS uses the MiPHY data to assist in assessing and making data driven decisions about the district sexual health and HIV Prevention curriculum. The data related to sexual behaviors is presented in the following slides.

<https://www.michigan.gov/mde/services/health-safety/miphy>

MiPhy 7th Grade Sample Sizes by Year and Gender

INGHAM COUNTY	2017-2018	2019-2020	2021-2022	2023-2024
Female	886	712	578	637
Male	907	750	601	638
Missing	11	8	15	11
Total Sample Size	1,804	1,470	1,194	1286

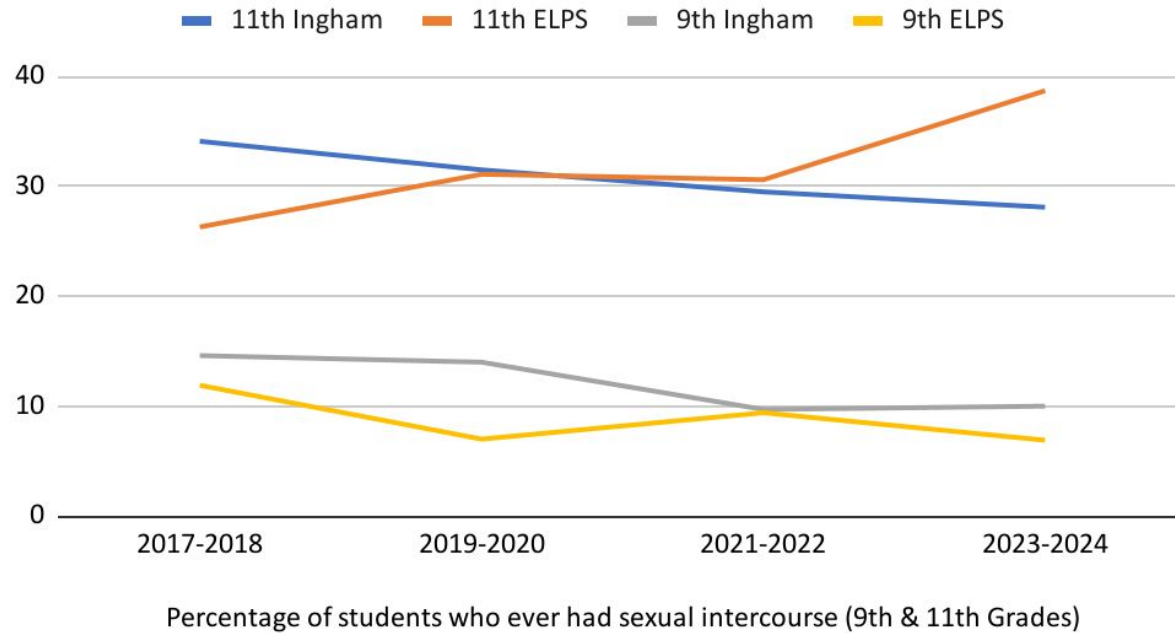
ELPS	2023-2024
Girls	134
Boys	129
Missing	2
Total Sample Size	265

MiPhy 9 & 11th Grade Sample Sizes by Year and Gender

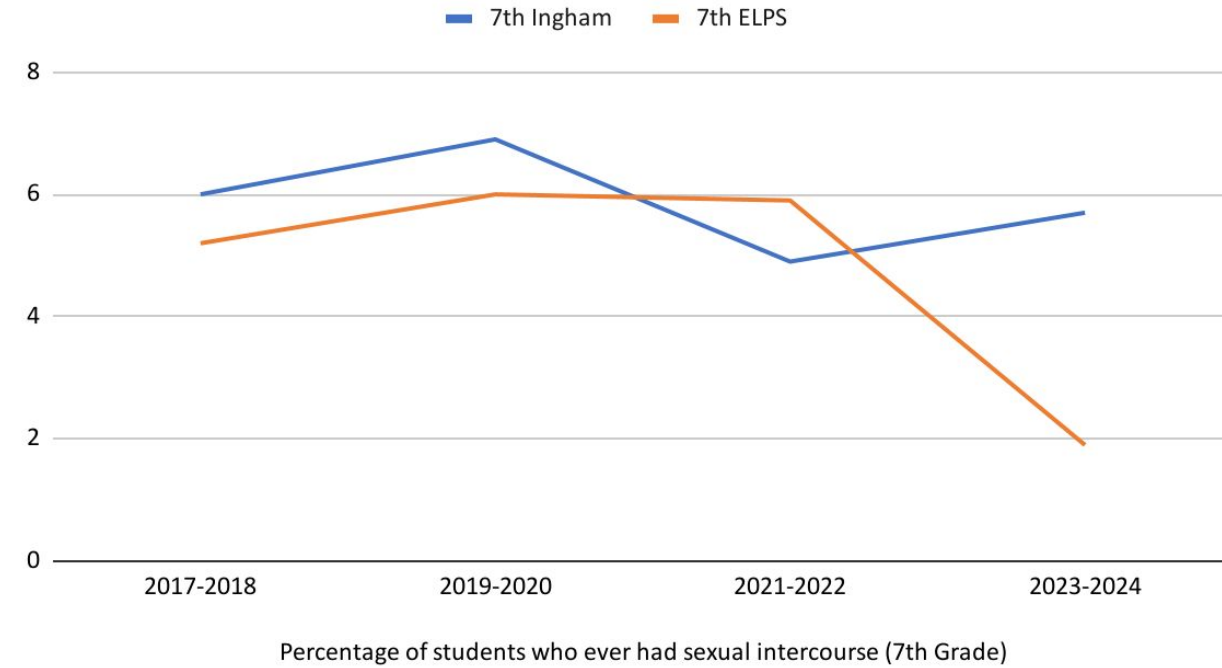
INGHAM COUNTY	2017-2018	2019-2020	2021-2022	2023-2024
9th Grade	1751	1374	1144	1386
11th Grade	1516	1131	949	933
Female	1584	1232	1042	1178
Male	1667	1263	1029	1124
Missing	282	187	176	248
Total Sample Size	3267	2505	2093	2319

ELPS	2023-2024
9th Grade	224
11th Grade	152
Female	196
Male	177
Missing	-
Total Sample Size	376

High School - ELPS Compared to Ingham County



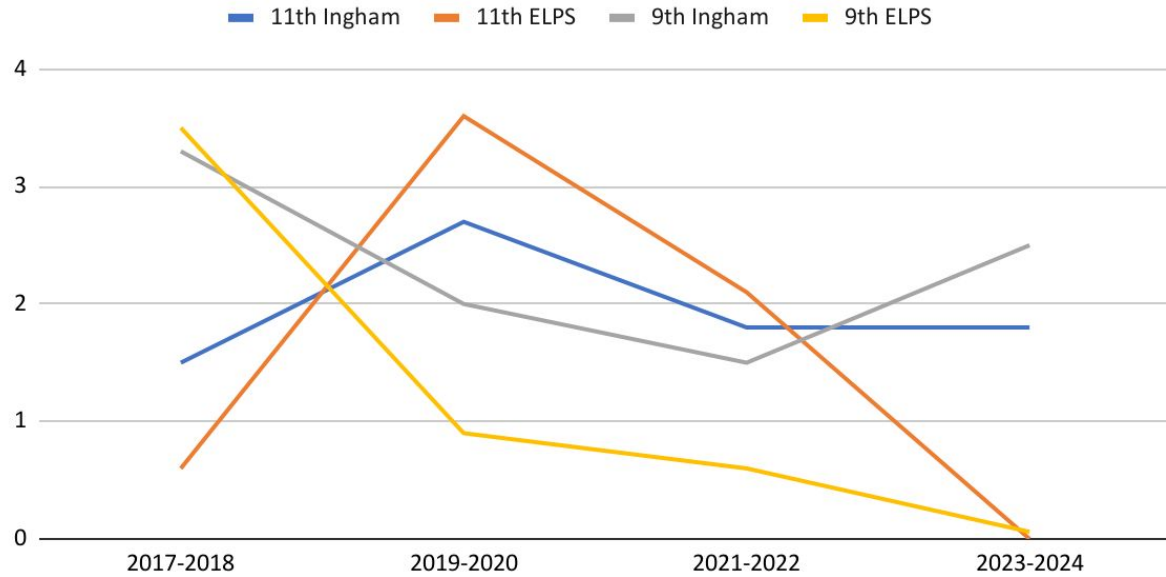
Middle School - ELPS Compared to Ingham County



Percentage of students who ever had sexual intercourse

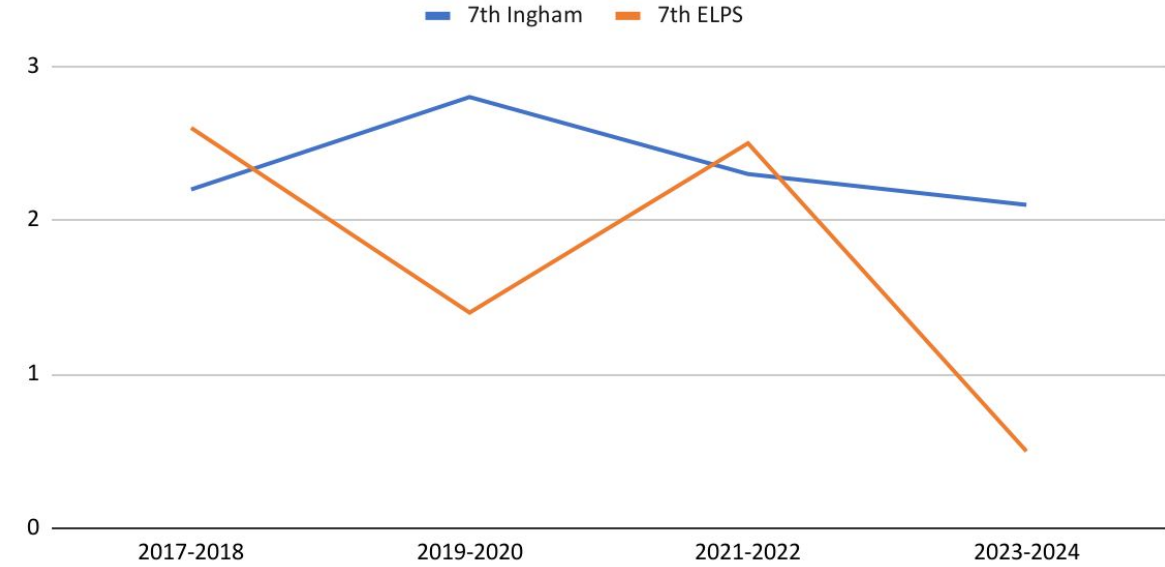
- Percent of 11th Grade ELPS students who report having had sex (intercourse) increased since 2022, above the County rate.
- 9th ELPS students reported having sex at rates below County averages, and in 2024 reported lower rates than 2017 levels
- Percent of 7th Grade ELPS students who report having had sex (intercourse) dropped since 2022, below County rate

High School - ELPS Compared to Ingham County



Percentage of students who had sexual intercourse for the first time before age 13 years (9th & 11th Grades)

Middle School - ELPS Compared to Ingham County

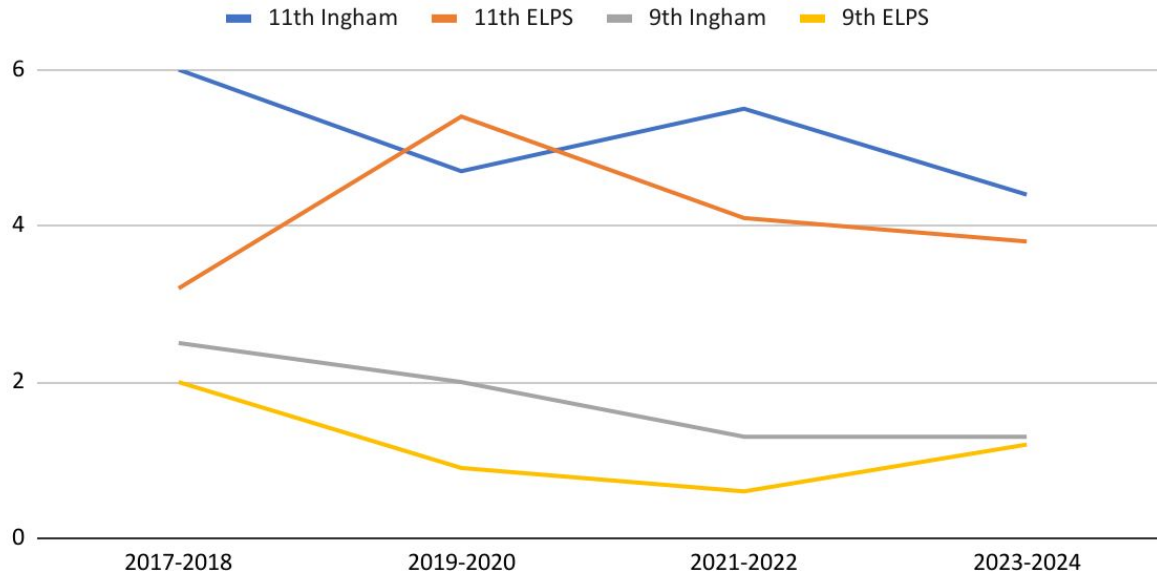


Percentage of students who had sexual intercourse for the first time before age 11 years (7th Grade)

Percentage of students who had sexual intercourse for the first time before age 13 (9th & 11th Grades) or 11 (7th Grade)

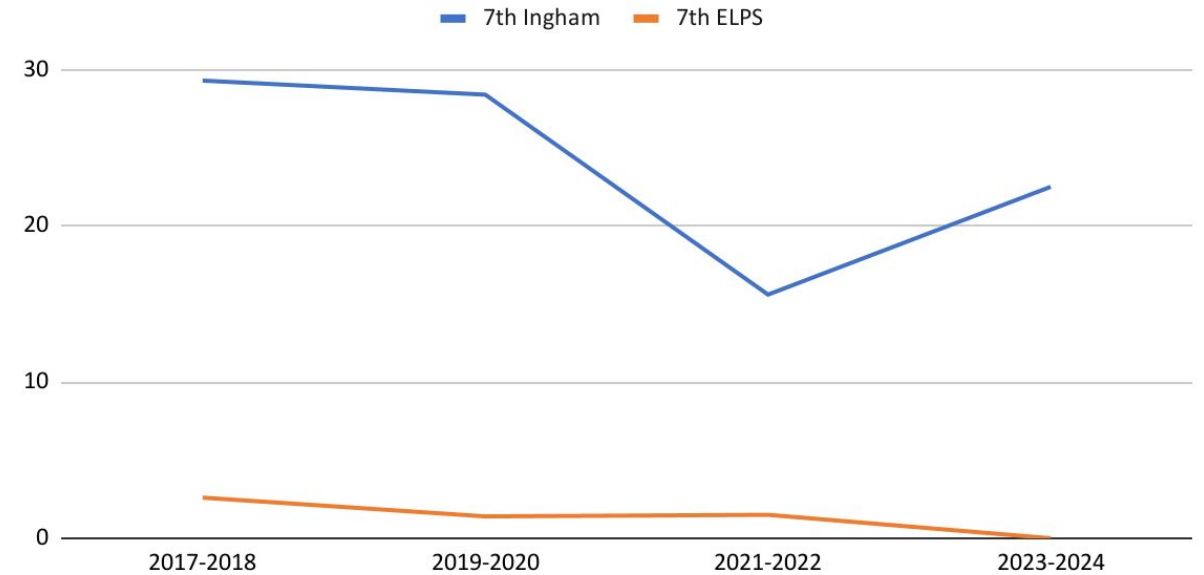
- ELPS High School students who reported early sexual intercourse has declined since 2019-2020 and are currently well below County rates (n<8)
- ELPS Middle School students who report early sexual intercourse increased in 2022 just above county rates, but that number declined substantially in the 2024 survey

High School - ELPS Compared to Ingham County



% of students who had sexual intercourse with four or more people during their life (9th & 11th Grades)

Middle School - ELPS Compared to Ingham County



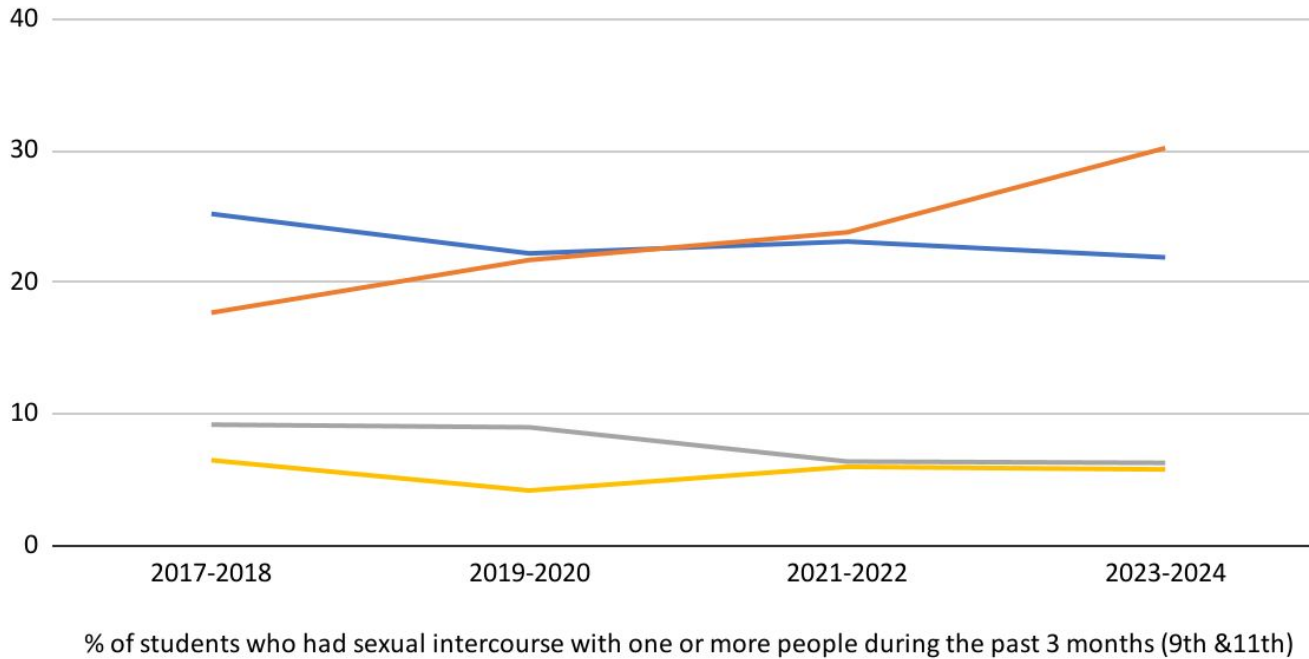
Percentage of students who had sexual intercourse with three or more people during their life (7th Grade)

Percentage of students who had sexual intercourse with four (9th & 11th Grades)/three (7th Grade) or more people during their life

- ELPS Middle School students report very low rates of having had three or more sexual partners
- ELPS 9th graders who report having had sexual intercourse with four or more people slightly increased since 2022, however it remains just below County rates
- The percent of ELPS 11th graders who report having had sexual intercourse with four or more people has been declining since 2020, but remains above reported ELPS student rates in 2018

High School - ELPS Compared to Ingham County

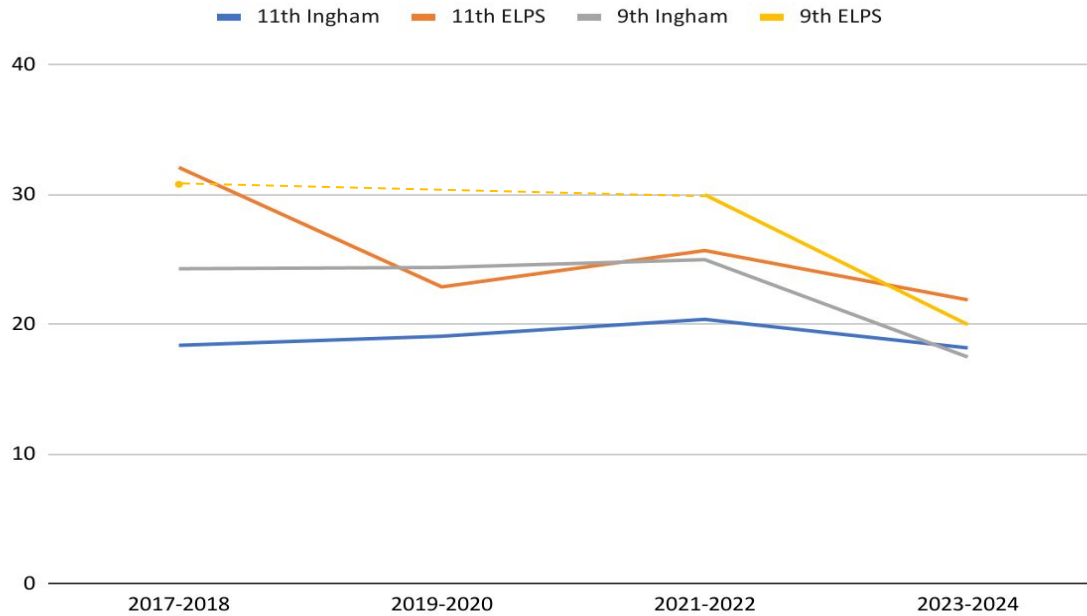
11th Ingham 11th ELPS 9th Ingham 9th ELPS



Percentage of ELPS High School students who report having had sex with >1 person in the last three months

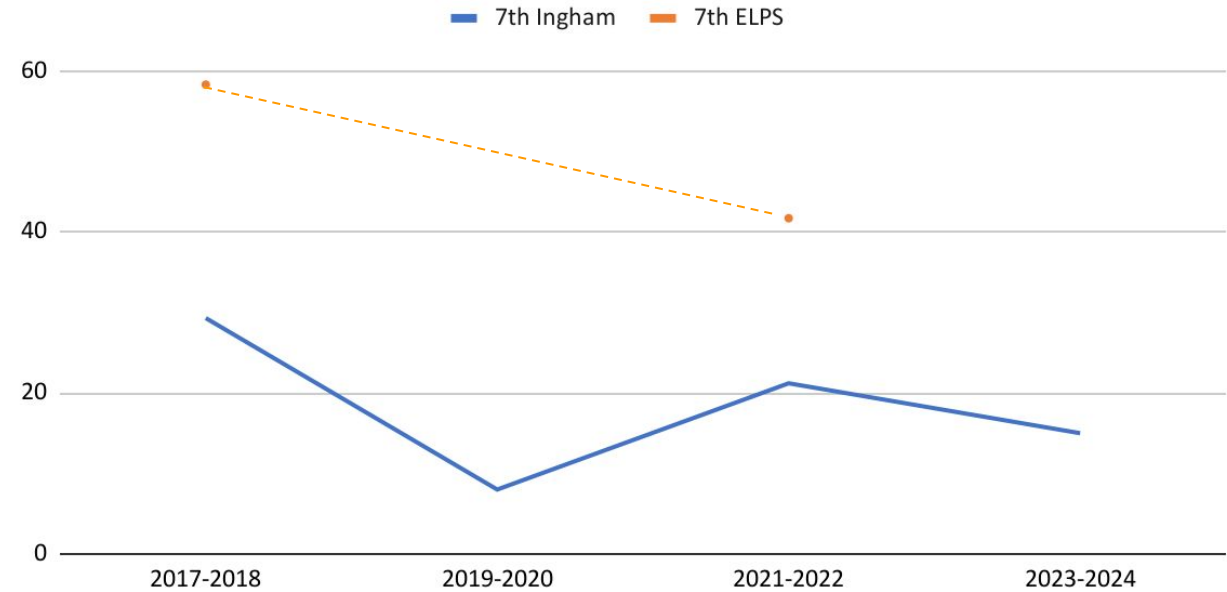
- 11th Graders reporting having had sex with one or more people in the last three months has increased since 2022
- Rates have remained constant for ELPS 9th graders since 2022 and just below County rates

High School - ELPS Compared to Ingham County



Among students who had sexual intercourse during the past three months, the percentage who drank

Middle School - ELPS Compared to Ingham County

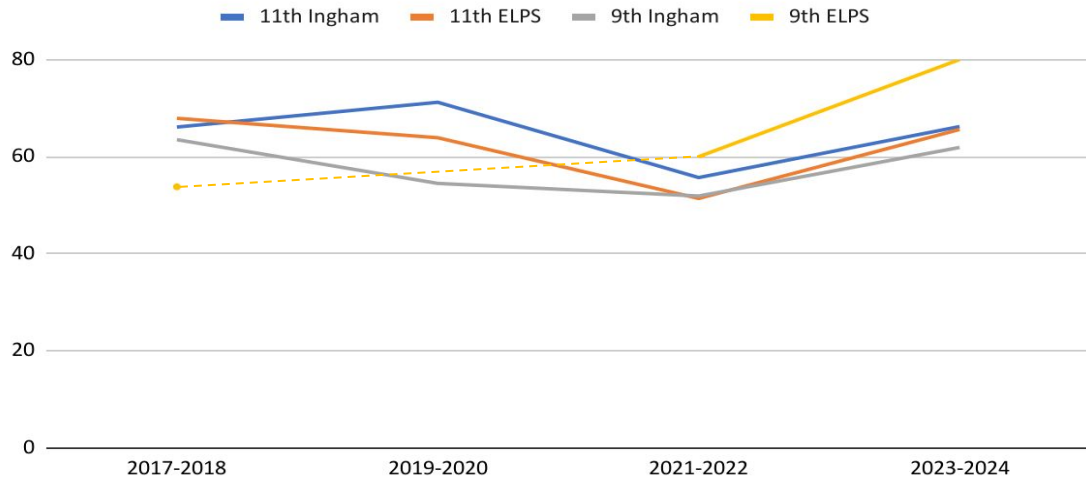


Among students who had sexual intercourse during the past three months, the percentage who drank alcohol

Among students who had sex (intercourse) during the past three months, the % who drank alcohol or used drugs before last sexual intercourse

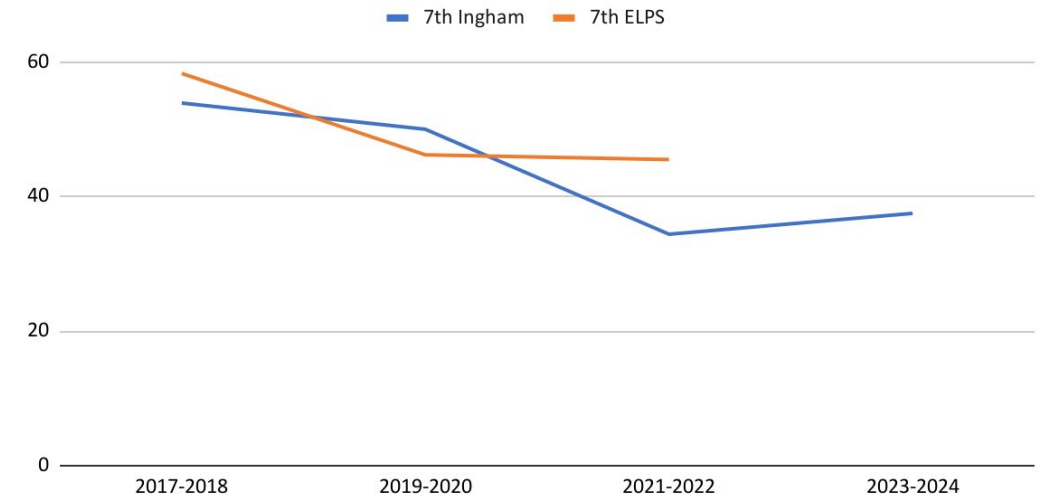
- ELPS students are consuming drugs/alcohol at their last sexual intercourse at rates above County averages, although trending down.
- Approximately half of middle school students who reported having sex within the preceding three months, consumed drugs or alcohol prior to their last sexual intercourse (From 58.3% in 2028 to 41.7% in 2024)

High School - ELPS Compared to Ingham County



Among students who had sexual intercourse during the past three months, the percentage who used a

Middle School - ELPS Compared to Ingham County

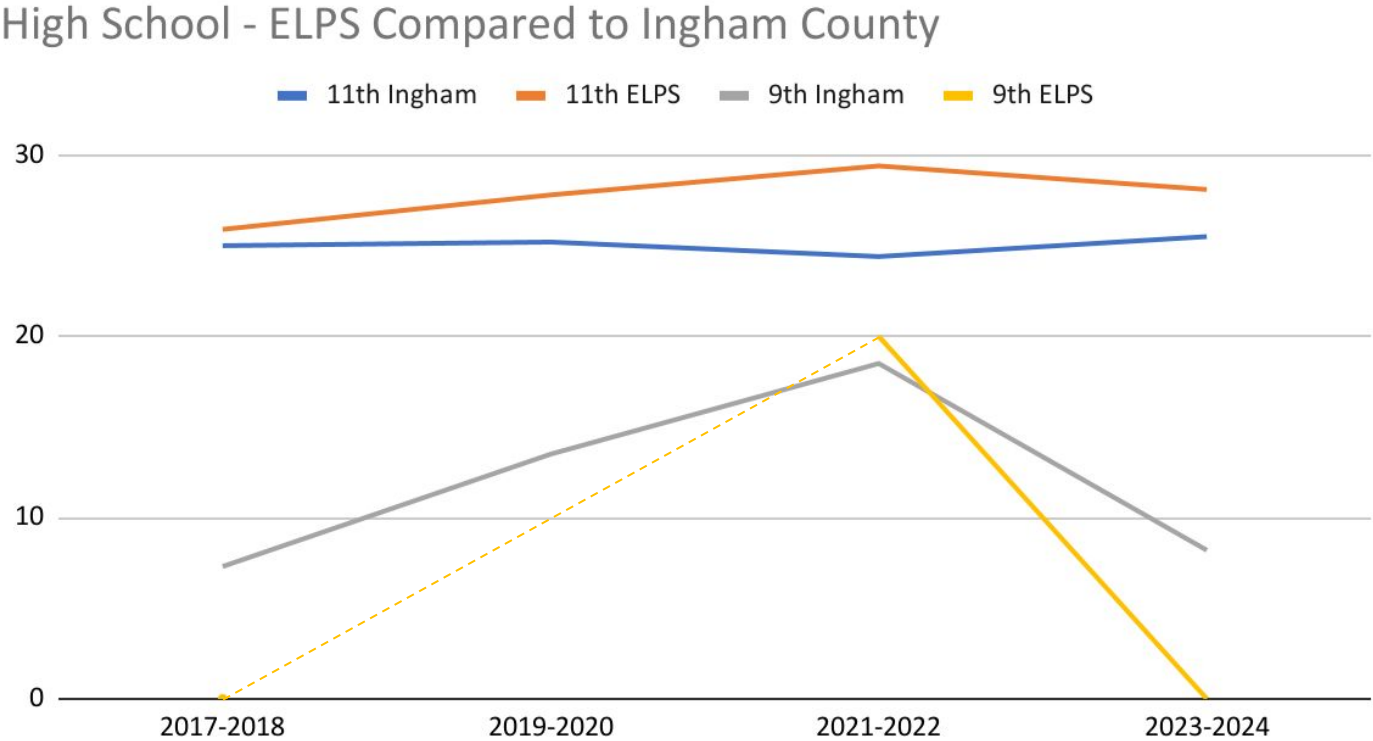


Among students who had sexual intercourse during the past three months, the percentage who used a

Of students reporting having sexual intercourse within the preceding three months, % who used a condom during last intercourse

- More than half of ELPS High School students report condom use at their last recent sexual intercourse.
- 80% of 9th grade ELPS students who had sexual intercourse within the preceding three months, reported condom use
- Condom use among ELPS 11th graders at their last recent sexual intercourse had followed just below the County trends until matching it in 2024.
- Condom use among 7th graders had remained consistent from 2020-2022, although the “n” was too small to generate a data point in the 2024 ELPS MiPHY report)

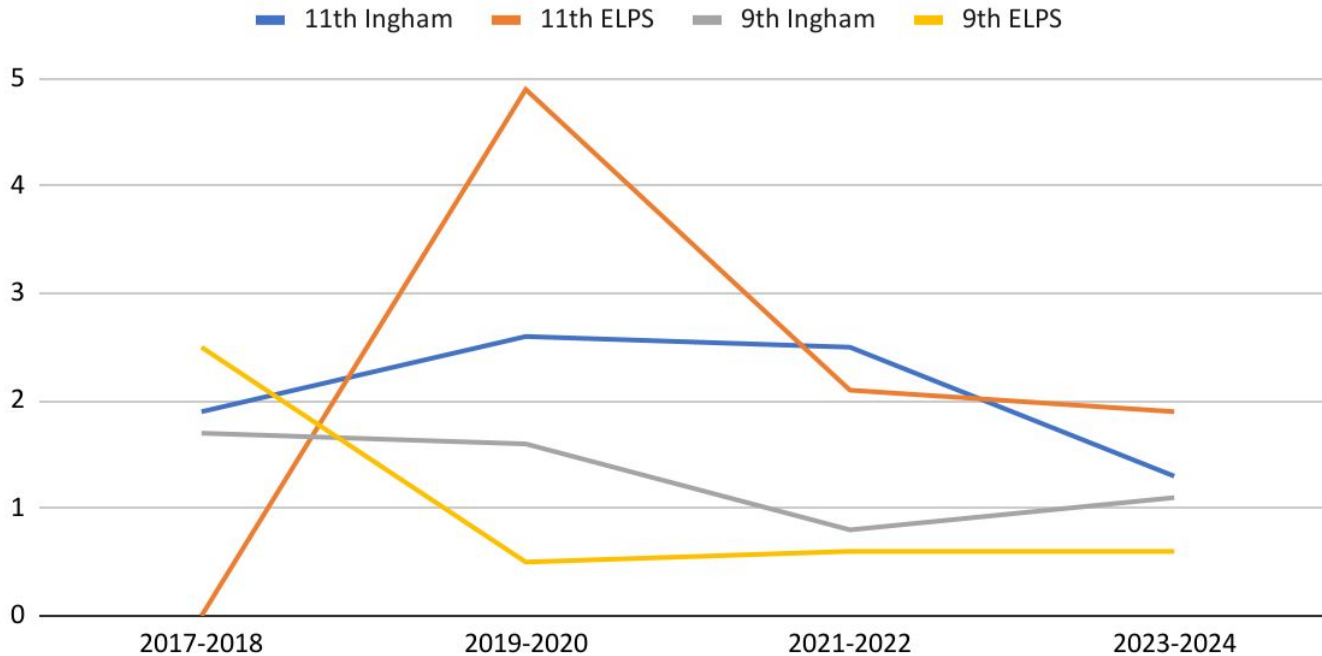
The percentage of students who used birth control of those who had sexual intercourse in the last three months



Among students who had sexual intercourse during the past three months, the percentage who used birth

- ELPS 11th graders who report birth control use with their last recent sexual intercourse
- Number of ELPS 7th grade students reporting birth control use was too small to register a reported percentage in the MiPHY report for most survey years

High School - ELPS Compared to Ingham County

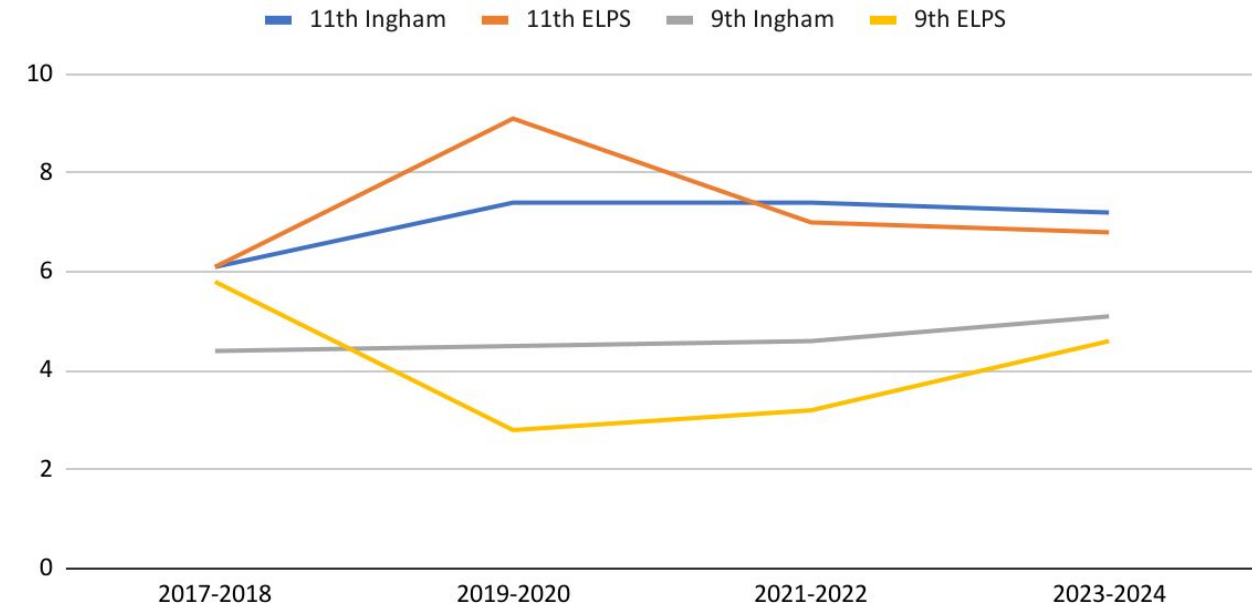


Percentage of students who had ever been pregnant or gotten someone else pregnant (9th-11th Grades)

Percentage of students who have ever been pregnant or gotten someone else pregnant

- ELPS 11th Graders reported higher rates of pregnancy than County in 2024, although still declining after a peak in 2019-2020.
- ELPS 9th grader pregnancy rates have remained low and lower than County trends since declining in 2019-20.

High School - ELPS Compared to Ingham County

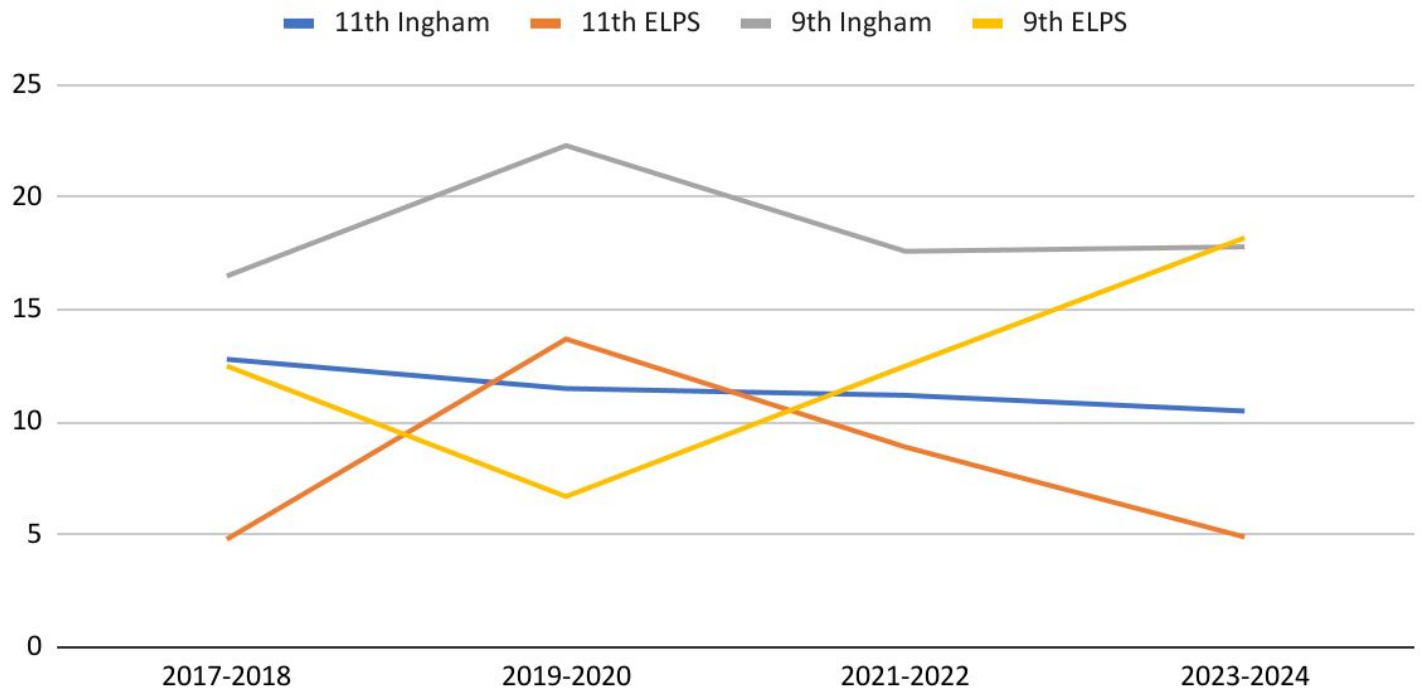


Percentage of students who have ever been physically forced to have sexual intercourse when they did not

Percentage of students who have ever been physically forced to have sexual intercourse when they did not want to

- Rates of 9th Grade ELPS students who report forced sexual intercourse have been increasing since 2020
- 11th Grade ELPS students who report forced sexual intercourse has remained stable since declining from 2020 to 2022.
- ELPS High school students reported forced sexual intercourse at rates below, but close to, County data

High School - ELPS Compared to Ingham County

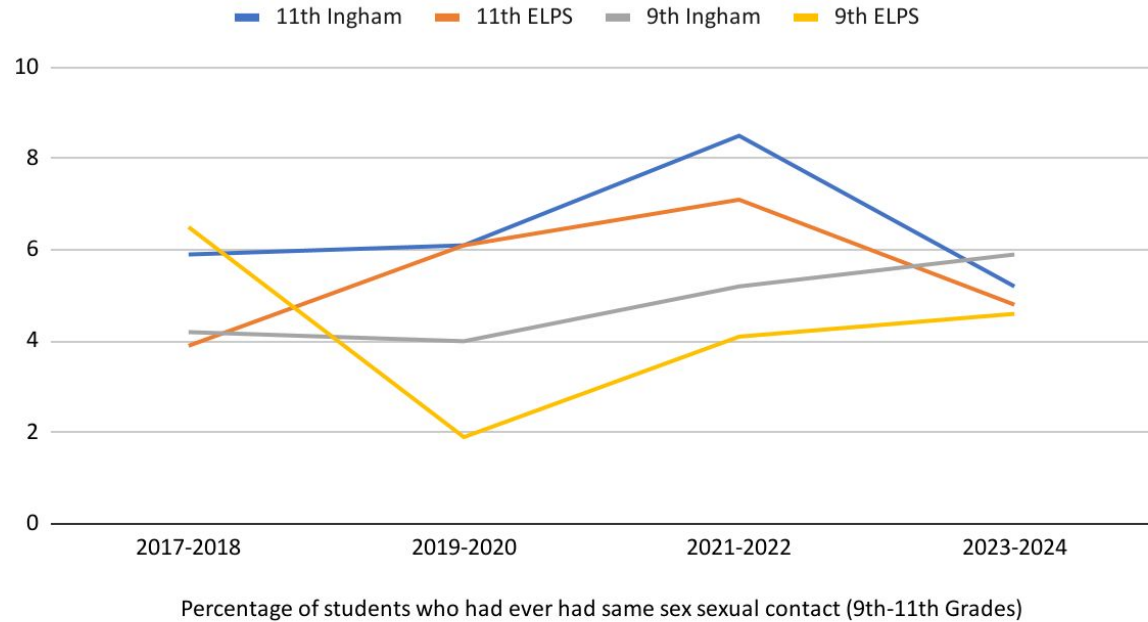


Of students who ever had sexual intercourse, the percentage whose first partner was 3 or more years older

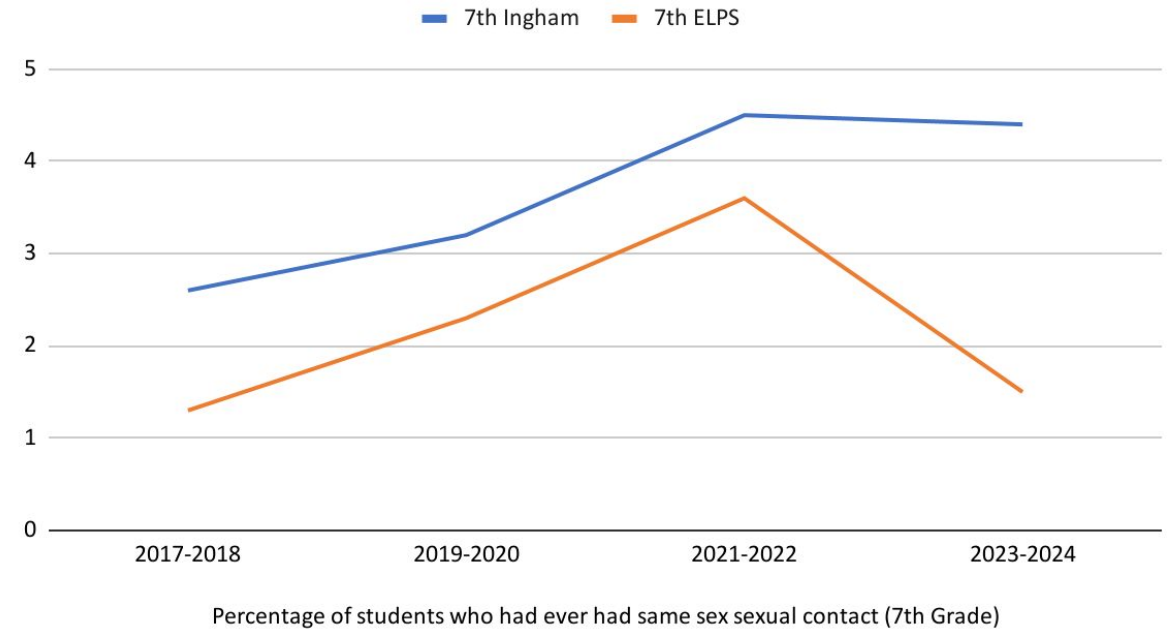
Of students who ever had sexual intercourse, the percentage whose first partner was 3 or more years older

- ELPS 9th graders reporting their first sexual partner being more than three year older has increased just slightly above County rates
- ELPS 11th graders reporting their first sexual partner being more than three year older has decreased since 2020 below County rates

High School - ELPS Compared to Ingham County



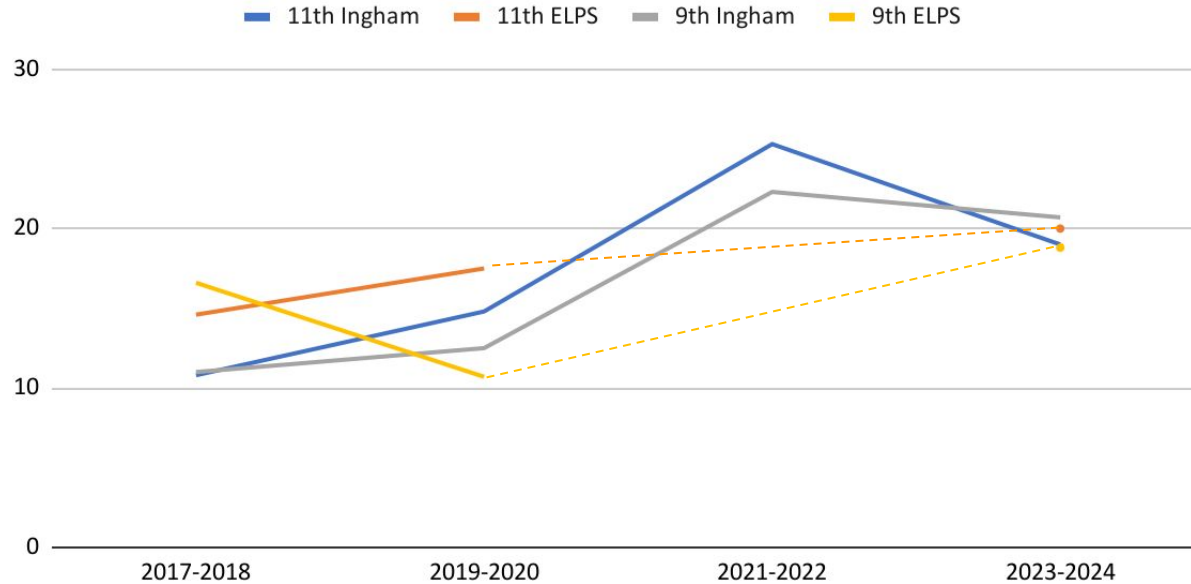
Middle School - ELPS Compared to Ingham County



Percentage of students who have ever had same sex sexual contact

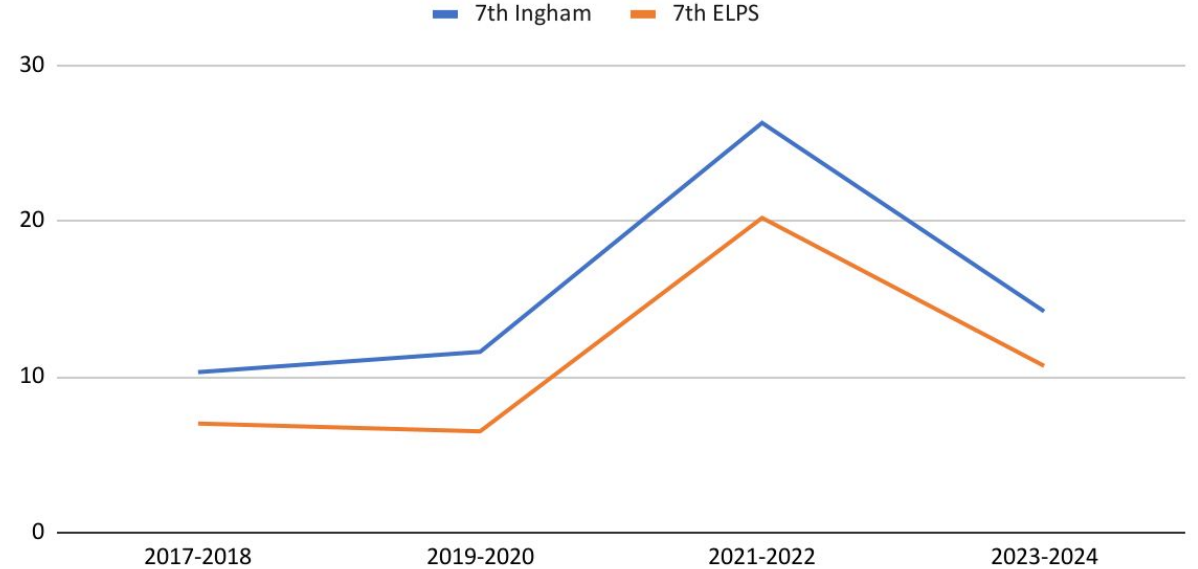
- 9th grade ELPS students have increased experience of same sex sexual contact, while 11th and 7th graders have decreased.
- Middle School ELPS students who had experienced same sex sexual contact had been steadily increasing since 2018 before declining between 2022-2024, dropping away from the County trend.

High School - ELPS Compared to Ingham County



Percentage of students who identify as gay, lesbian, or bisexual (9th-11th Grades)

Middle School - ELPS Compared to Ingham County



Percentage of students who identify as gay, lesbian, or bisexual (7th Grade)

Percentage of students who identify as gay, lesbian or bisexual.

- The percent of ELPS Middle school students who identify as LGB follows the County trends.
- Middle school students who identify as LGB had increased over 2019-2022, but then declined from 2021 to 2024.
- ELPS High School students who identify as LGB has increased since 2017, and closely align to County percentages in 2023-2024.

MiPHY Sexual Behavior Survey Observations

Sexual Activity Rates

- 11th Graders: The percentage of students who reported having sex increased since 2022, surpassing county rates.
- 9th Graders: Rates are below county averages and have decreased since 2017, though those reporting four or more partners slightly increased since 2022.
- 7th Graders: Reported rates of sexual intercourse dropped below county rates.

Trends Over Time

- High school students' early sexual intercourse rates have declined since 2019-2020 and are currently well below county averages.
- Middle school students saw an initial increase in early sexual intercourse in 2022, but this has decreased significantly by 2024.

Condom and Birth Control Use

- Over half of high school students used condoms during their last intercourse, with 80% of 9th graders reporting condom use.
- Birth control use among 11th graders remains above county averages, but the sample data for 9th graders and 7th graders was too small to report for several reporting years (difficult to trend).

Pregnancy Rates

- 11th graders reported higher pregnancy rates than county averages, though these rates are declining from a peak in 2019-2020. 9th graders' pregnancy rates remain low.

Substance Use

- A significant percentage of middle school students (around 42%) who had sex in the last three months reported consuming drugs or alcohol, down from 58.3% in 2020.

Forced Sexual Intercourse

- Reports of forced intercourse among 9th graders have increased since 2020, while 11th graders' rates have stabilized after a decline.

Age Difference in Partners

- More 9th graders report their first partner being more than three years older, whereas 11th graders have seen a decrease in such reports.

Same-Sex Sexual Contact

- 9th graders' experiences with same-sex sexual contact have increased, while those of 11th and 7th graders have decreased.

Lesbian, Gay and Bisexual Identification

- The percentage of middle school students identifying as LGB has decreased after a prior increase. High school students identifying as LGB have increased and now align closely with county trends.

District Sex Education Assessments

About Pre-and-Post Surveys

Students' attainment of ELPS approved sex education and HIV prevention learning objectives is measured with pre and post surveys.

These may be administered anonymously at grades 4, 5, 6, & 7. High school students complete pre and posttests that are graded as part of the Health Class.

Collection of this data is used to evaluate the effectiveness of the program and to report progress to the community and the state in a biannual report by the ELPS Sex Education Advisory Board.

ELPS Sex Education Evaluation Observations

Puberty the Wonder Years (2021) Survey Year: 2022	Pre-Test	Pre-Test Number	Post-Test	Post-Test Number	Percent
Grade	Mean Score	Tested	Mean Score	Tested	Change
4	57.83	40	64.58	40	11.67%
5	56.71	40	85.57	40	50.88%
6	52.75	40	72.375	40	37.20%

Pre/post-tests indicated that students had some deficits in key areas of HIV and sex education, and the instructional program significantly increased students' knowledge and skills.

The content that demonstrates strong improvement:

- 4th - Identifying and talking to a parent or trusted adult about puberty
- 5th - Identifying and talking to a parent or trusted adult about puberty, deciding to wait to become an adult before becoming a parent., and recognizing body language and words that express consent.
- 6th - Identifying strategies to use when negative or unwanted sexual behavior occurs, identifying positive communication skills in healthy relationships, and identifying and talking to a parent or trusted adult about puberty

The content that appears to need reinforcement:

- 4th – Identifying social/emotional changes and anatomy/body changes that happen during puberty, and recognizing body language and words that express consent.
- 5th – Recognizing signs of being physically able to reproduce, and identifying social/emotional changes that happen with puberty
- 6th – Understanding brain changes during puberty, mechanisms of STI transmission, and respecting intersectionality; and

ELPS Sex Education Evaluation Observations

Michigan Model Survey Year: 2022	Pre-Test	Pre-Test Number	Post-Test	Post-Test Number	Percent
Grade	Mean Score	Tested	Mean Score	Tested	Change
7	NA	NA	Post-test administered in 8th Grade		NA
8	Pre-test administered in 7th Grade		75	237	NA
9&12	22	102	90	104	309.9%

- For Middle and High School, there were some issues with executing pre and post evaluations and recording the results. There was no usable Middle School evaluation data available for the 2022-2024 report period.
- At the high school level, the data available represents one of the two instructional classrooms.
- Overall, the pre/post-tests for High School students indicated that students had significant deficits in key areas of HIV and sex education, and the instructional program significantly increased students' knowledge and skills.
- Process improvement steps are being put in place for the 2024-2025 instruction year to consistently and accurately capture pre-and-post instruction evaluation data for the Middle and High School building levels.

Report Prepared by:
Anne Scott, MPH
Sex Education Supervisor, ELPS

Accessing the ELPS 2-Year Sexual Health Education Evaluation Results & Report

Copies of this report are available at the Superintendent of East Lansing Schools, Dori Leyko, 501 Burcham Drive, East Lansing, MI 48823 or on the East Lansing Public Schools website, www.elps.us.