

online

Score Definitions

SGP: Student Growth Percentile [↗](#)

GE: Grade Equivalent [↗](#)

NCE: Normal Curve Equivalent [↗](#)

EST. ORF: Estimated Oral Reading Fluency [↗](#)


SS: Scaled Score [↗](#)


PR: Percentile Rank [↗](#)


IRL: Instructional Reading Level [↗](#)


State Benchmark Categories

Star Reading

 Does Not Meet Standards

 Partially Meets Standards

 Meets Standards

 Exceeds Standards

Star Reading

Summary (3 of 5 Students)

SGP (Expectation = 50)		Testing Window	Avg. SS	Avg. PR	Avg. NCE	Avg. IRL	Avg. Est. ORF ^a
Met Expectations	Median						
3	88	Pretest	370	20	31.9	3.2	-
		Posttest	487	35	41.6	4.0	-
Change			117	15	9.7	0.8	-

3/3 = 100% met goal

^a Estimated Oral Reading Fluency is only reported for tests taken in grades 1-3 for Star Early Literacy and grades 1-4 for Star Reading.

^b The test was completed in a long period of time.

online

Score Definitions

SGP: Student Growth Percentile [↗](#)
SS: Scaled Score [↗](#)

GE: Grade Equivalent [↗](#)
PR: Percentile Rank [↗](#)

NCE: Normal Curve Equivalent [↗](#)
IRL: Instructional Reading Level [↗](#)

EST. ORF: Estimated Oral Reading Fluency [↗](#)

State Benchmark Categories
Star Reading

■ Does Not Meet Standards
 ■ Partially Meets Standards
 ■ Meets Standards
 ■ Exceeds Standards

Star Reading

Summary (8 of 11 Students)

SGP (Expectation = 50)		Testing Window					Avg. SS	Avg. PR	Avg. NCE	Avg. IRL	Avg. Est. ORF ^a
Met Expectations	Median										
3	36	Pretest					783	64	57.5	6.7	-
		Posttest					488	35	41.7	4.0	-
		Change					-295	-29	-15.8	-2.7	-

3/8 = 37.5% met goal

^a Estimated Oral Reading Fluency is only reported for tests taken in grades 1-3 for Star Early Literacy and grades 1-4 for Star Reading.

online

Score Definitions

SGP: Student Growth Percentile [↗](#)

GE: Grade Equivalent [↗](#)

NCE: Normal Curve Equivalent [↗](#)

EST. ORF: Estimated Oral Reading Fluency [↗](#)

SS: Scaled Score [↗](#)

PR: Percentile Rank [↗](#)

IRL: Instructional Reading Level [↗](#)

State Benchmark Categories

Star Reading

Does Not Meet Standards

Partially Meets Standards

Meets Standards

Exceeds Standards

Star Reading

Summary (7 of 16 Students)

SGP (Expectation = 50)		Testing Window					Avg. Est. ORF ^a
Met Expectations	Median	Pretest	Avg. SS	Avg. PR	Avg. NCE	Avg. IRL	
4	61	Pretest	901	61	56.1	7.8	-
		Posttest	916	59	55	8.0	-
		Change	15	-2	-1.1	0.2	-

4/7 = 57.14 met goal

^a Estimated Oral Reading Fluency is only reported for tests taken in grades 1-3 for Star Early Literacy and grades 1-4 for Star Reading.

^b The test was completed in a long period of time.

online

Score Definitions

SGP: Student Growth Percentile

GE: Grade Equivalent

NCE: Normal Curve Equivalent

EST. ORF: Estimated Oral Reading Fluency

SS: Scaled Score


PR: Percentile Rank


IRL: Instructional Reading Level


State Benchmark Categories

Star Reading

 Does Not Meet Standards

 Partially Meets Standards

 Meets Standards

 Exceeds Standards

Star Reading

Summary (10 of 24 Students)

SGP (Expectation = 50)		Testing Window	Avg. SS	Avg. PR	Avg. NCE	Avg. IRL	Avg. Est. ORF ^a
Met Expectations	Median						
4	34	Pretest	952	53	51.7	8.4	-
		Posttest	908	43	46.1	7.9	-
		Change	-44	-10	-5.6	-0.5	-

4/10 = 40% met goal

^a Estimated Oral Reading Fluency is only reported for tests taken in grades 1-3 for Star Early Literacy and grades 1-4 for Star Reading.

online

Score Definitions

SGP: Student Growth Percentile
SS: Scaled Score

GE: Grade Equivalent
PR: Percentile Rank

NCE: Normal Curve Equivalent
IRL: Instructional Reading Level

EST. ORF: Estimated Oral Reading Fluency

State Benchmark Categories
Star Reading

Does Not Meet Standards Partially Meets Standards Meets Standards Exceeds Standards

Star Reading

Summary (21 of 42 Students)

SGP (Expectation = 50)		Testing Window	Avg. SS	Avg. PR	Avg. NCE	Avg. IRL	Avg. Est. ORF ^a
Met Expectations	Median						
8	39	Pretest	950	45	47.1	8.3	-
		Posttest	926	39	44.2	8.1	-
		Change	-24	-6	-2.9	-0.2	-

8/21 = 38% met goal

^a Estimated Oral Reading Fluency is only reported for tests taken in grades 1-3 for Star Early Literacy and grades 1-4 for Star Reading.
^b The test was completed in a long period of time.

Online

Score Definitions

SGP: Student Growth Percentile
SS: Scaled Score

GE: Grade Equivalent
PR: Percentile Rank

NCE: Normal Curve Equivalent
IRL: Instructional Reading Level

EST. ORF: Estimated Oral Reading Fluency

State Benchmark Categories

Star Reading

Does Not Meet Standards Partially Meets Standards Meets Standards Exceeds Standards

Star Reading

Summary (17 of 41 Students)

SGP (Expectation = 50)		Testing Window	Avg. SS	Avg. PR	Avg. NCE	Avg. IRL	Avg. Est. ORF ^a
Met Expectations	Median						
6	27	Pretest	943	36	42.2	8.3	-
		Posttest	907	31	39.4	7.9	-
		Change	-36	-5	-2.9	-0.4	-

6/17 = 35.29% met goal

^a Estimated Oral Reading Fluency is only reported for tests taken in grades 1-3 for Star Early Literacy and grades 1-4 for Star Reading.

^b The test was completed in a long period of time.

online

Score Definitions

SGP: Student Growth Percentile

SS: Scaled Score

GE: Grade Equivalent

PR: Percentile Rank

NCE: Normal Curve Equivalent

IRL: Instructional Reading Level

EST. ORF: Estimated Oral Reading Fluency

State Benchmark Categories

Star Reading

Does Not Meet Standards

Partially Meets Standards

Meets Standards

Exceeds Standards

Star Reading

Summary (16 of 35 Students)

SGP (Expectation = 50)		Testing Window	Avg. SS	Avg. PR	Avg. NCE	Avg. IRL	Avg. Est. ORF ^a
Met Expectations	Median						
2	26	Pretest	917	31	39.3	8.0	-
		Posttest	842	24	35.3	7.2	-
		Change	-75	-7	-3.9	-0.8	-

2/16 = 12.5% met goal

^a Estimated Oral Reading Fluency is only reported for tests taken in grades 1-3 for Star Early Literacy and grades 1-4 for Star Reading.

^b The test was completed in a long period of time.

Online

Score Definitions

- SGP: Student Growth Percentile
- SS: Scaled Score
- GE: Grade Equivalent
- NCE: Normal Curve Equivalent
- PR: Percentile Rank
- IRL: Instructional Reading Level
- EST. ORF: Estimated Oral Reading Fluency

State Benchmark Categories
Star Reading

- Does Not Meet Standards
- Partially Meets Standards
- Meets Standards
- Exceeds Standards

Star Reading

Summary (9 of 46 Students)

SGP (Expectation = 50)		Testing Window	Avg. SS	Avg. PR	Avg. NCE	Avg. IRL	Avg. Est. ORF ^a
Met Expectations	Median						
5	64	Pretest	950	28	37.7	8.3	-
		Posttest	921	25	35.5	8.1	-
Change			-29	-3	-2.1	-0.2	-

5/9 = 55.5% met goal

^a Estimated Oral Reading Fluency is only reported for tests taken in grades 1-3 for Star Early Literacy and grades 1-4 for Star Reading.
^b The test was completed in a long period of time.