



Science Assessment

Alaska Department of Education
& Early Development

School Summary Report

District Name: North Slope Borough School District
School Name: Harold Kaveolook School

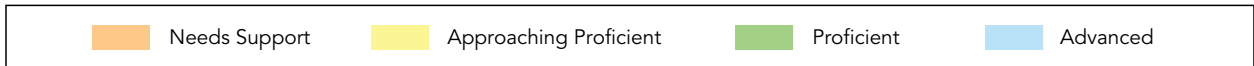
Subject: Science
Test Date: Spring 2023

Achievement Level Summary

Group	# Tested	% in Each Level			
School	10	70.0	30.0	0.0	0.0
District	366	71.3	20.8	6.6	1.4
State	22,382	39.1	24.0	26.7	10.2

Achievement Level Summary — By Grade

Grade	Group	# Tested	% in Each Level			
5	School	5	≥60	≤40	≤40	≤40
	District	145	69.0	25.5	4.8	0.7
	State	8,269	30.8	27.0	31.5	10.7
8	School	3	Data not shown to protect student privacy			
	District	144	74.3	16.7	6.9	2.1
	State	7,783	44.6	20.9	23.5	11.0
10	School	2	Data not shown to protect student privacy			
	District	77	70.1	19.5	9.1	1.3
	State	6,330	43.2	23.8	24.5	8.5





Science Assessment

Alaska Department of Education
& Early Development

District Name: North Slope Borough School District
School Name: Harold Kaveolook School

Subject: Science
Test Date: Spring 2023

Achievement Levels

Overall scores on the Science Assessment are divided into four achievement levels: Needs Support, Approaching Proficient, Proficient, and Advanced.

Median Scale Scores

The number of students, median scale score, and standard error are reported at the School, District, and State level in the table below. The median is the middle number in an ordered list of numbers. Unlike a mean (average), it is unaffected by very low or very high test scores. The symbol shows the students' scale score where the dark circle is the score. If the students were to test again, the students' scores would likely fall within the lines on either side of the circle. The standard error decreases as the sample size increases.

For more information on the Alaska Science Assessment please visit education.alaska.gov/assessments/science

Median Score Summary — By Grade

Grade	Group	# Tested	Scale Score Median/Mean	Score				
				400	500	600	700	800
5	School	5	566/552					
	District	145	561/564					
	State	8,269	604/609					
8	School	3		Data not shown to protect student privacy				
	District	144	564/565					
	State	7,783	592/594					
10	School	2		Data not shown to protect student privacy				
	District	77	553/558					
	State	6,330	579/582					

District Name: North Slope Borough School District
School Name: Harold Kaveolook School





Subject: Science
Test Date: Spring 2023

Performance by Reporting Category

The table below shows how the performance of the school, district, and state compared to the state standard for proficiency on specific areas of the Science Assessment.

Grade	# Tested	Reporting Category	School	District	State
5	5	Life Science	▼	▼	▼
		Physical Science	▼	▼	▼
		Earth and Space Science	▼	▼	▼
8	3	Life Science		▼	▼
		Physical Science		▼	▼
		Earth and Space Science		▼	▼
10	2	Life Science		▼	▼
		Physical Science		▼	▼

Performance Results Key
The school, district, or state

-  *did better than* the state standard for proficiency
-  *did not do as well as* the state standard for proficiency
-  *did about as well as* the state standard for proficiency
-  *did not attempt any items in this category*