



Commissioners Court Report

Matt Richardson, DrPH, MPH, FACHE

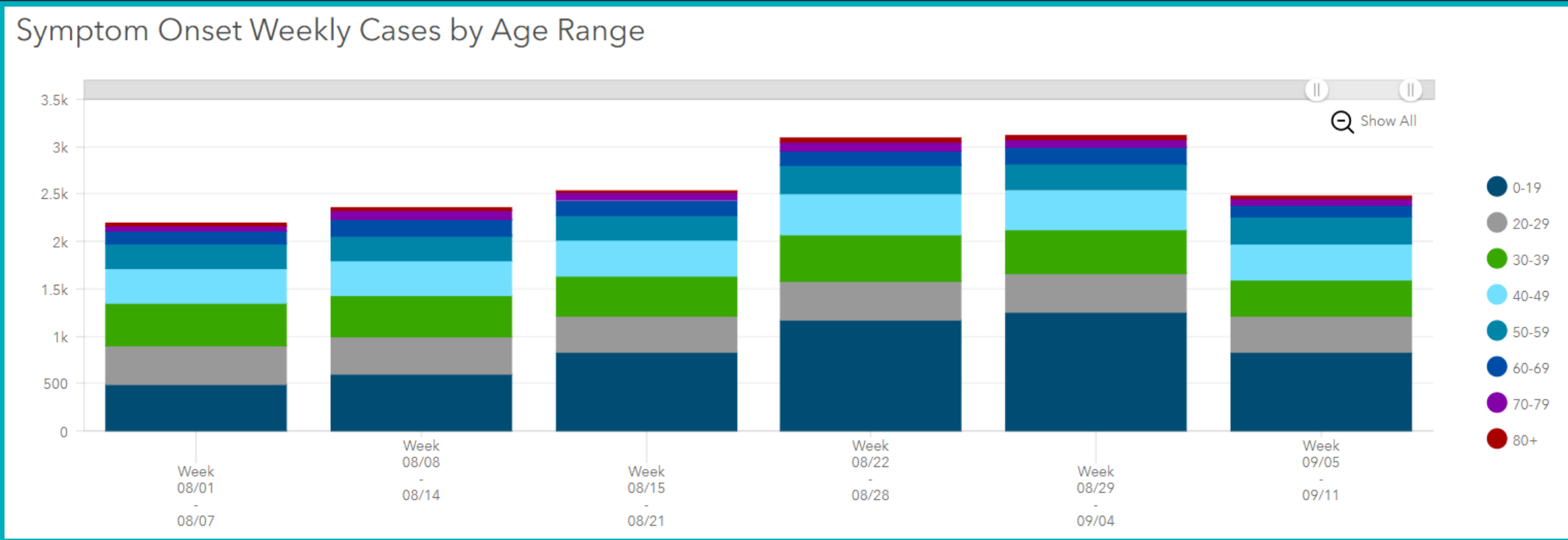
September 28th, 2021

Denton County COVID-19 Statistics

Active	Total Recovered	Total Deaths	Total Cases	PCR Cases	Antigen Cases
16,014	82,874	687	99,575	72,558	27,017

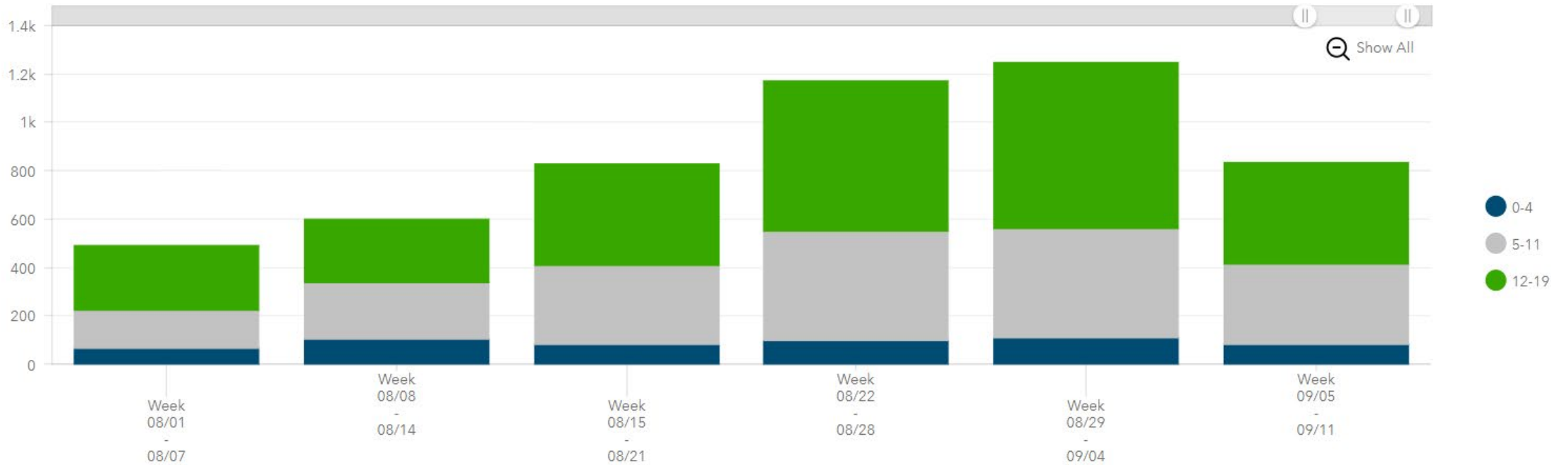
This information is available at: www.dentoncounty.gov/covidstats

Onset of Illness by Week

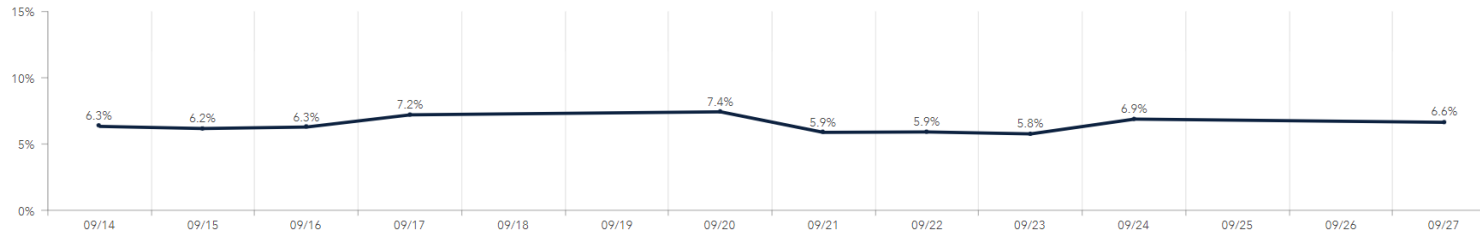


Pediatric Onset of Illness by Week

Symptom Onset Weekly Pediatric Cases by Age Range

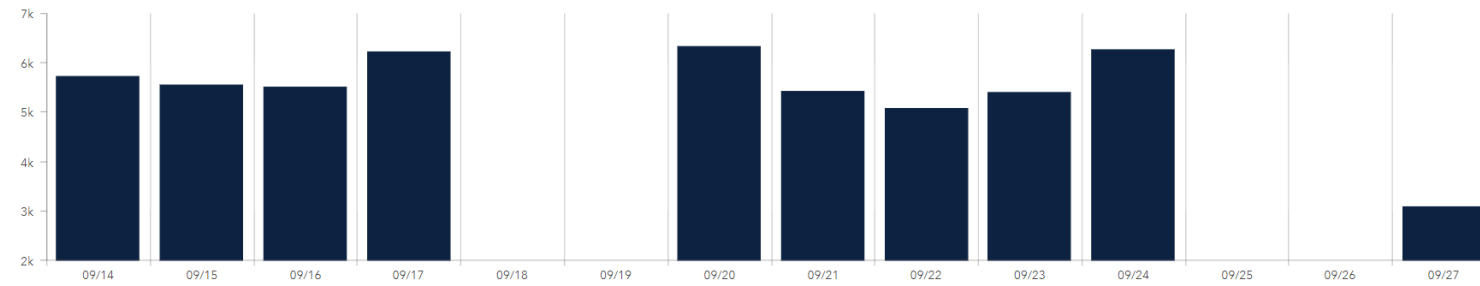


Student Absenteeism Rate*

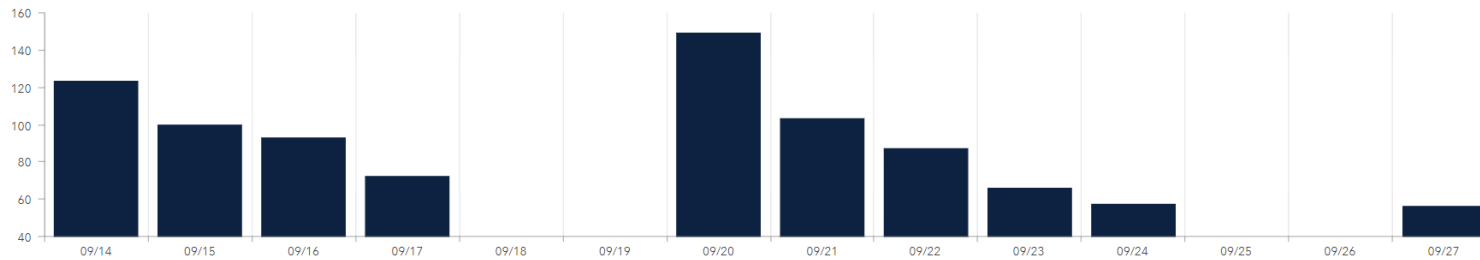


*Rate calculated as number of students absent from campus divided by number of students enrolled for on-campus instruction.
 Note: Rate at County level is the average of all campus rates and rate at ISD level is the average of all campus rates within the ISD.

Daily Student Absences



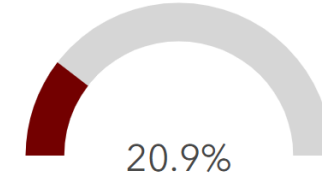
Number of New Parent or Guardian-Reported COVID-19 Cases by Day



Student Data Staff Data Cumulative Cases Map

9/27/2021

Schools Reporting



1 of 60

Student Absenteeism*

Shultz Elementary

5.5%

*Students absent vs Students expected on campus

Daily Parent or Guardian-Reported COVID-19 Cases

56

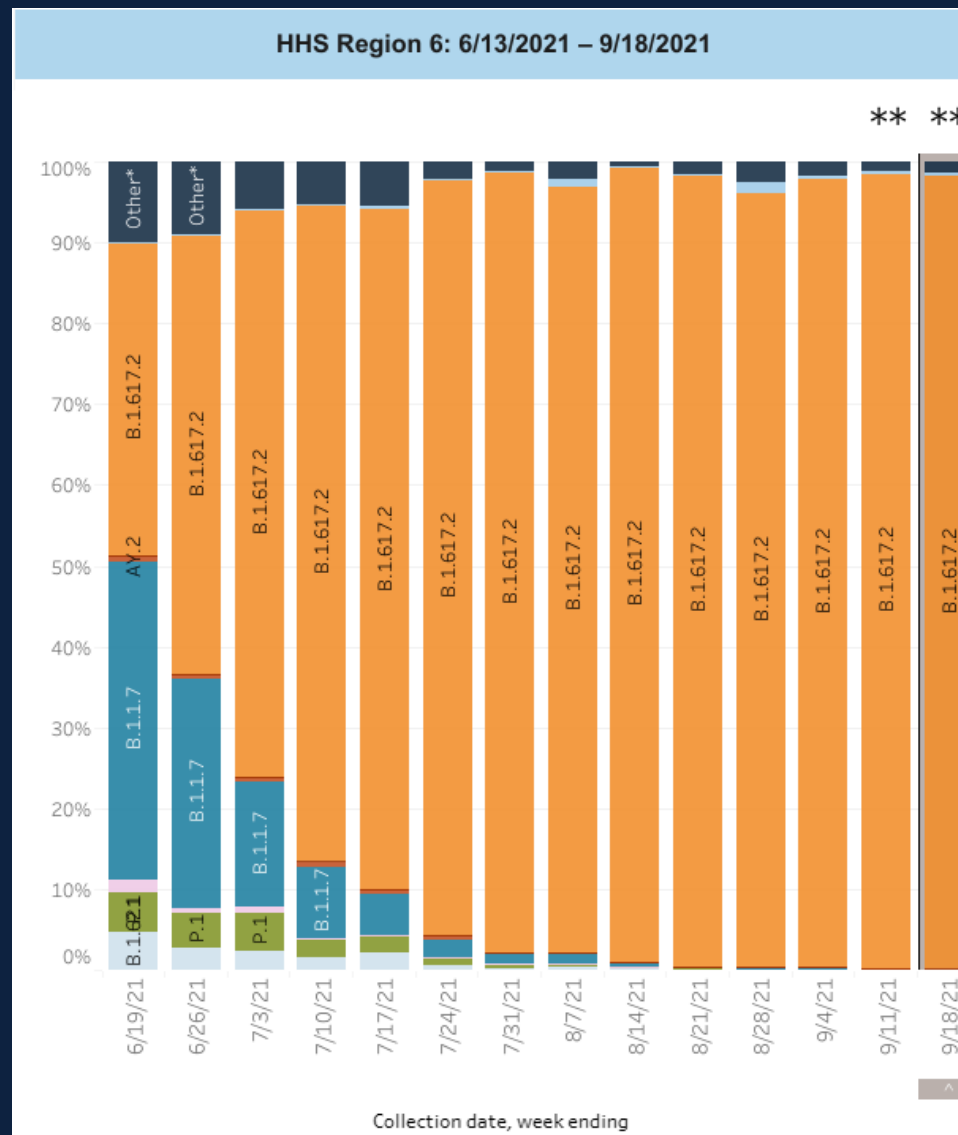
No comparison data available

- Shultz Elementary: 1
- Houston Elementary: 3
- Denton High School: 2
- Fisher Elementary: 3
- Strickland Middle School: 3
- Wakeland High School: 1
- Sparks Elementary: 2
- Griffin Middle School Frisco: 2
- Lone Star High School: 3

Student and staff cases displayed on the website are based off of school districts' voluntary participation.

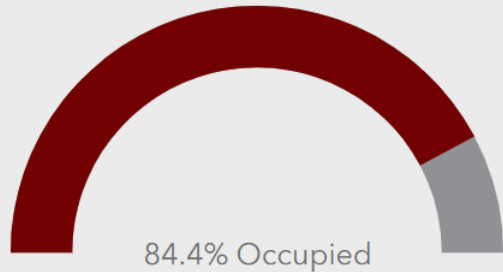
Visit : DentonCounty.gov/COVIDISDdata

Variants: Regional Breakdown from CDC



Daily Hospital Capacity as of 9/27/21

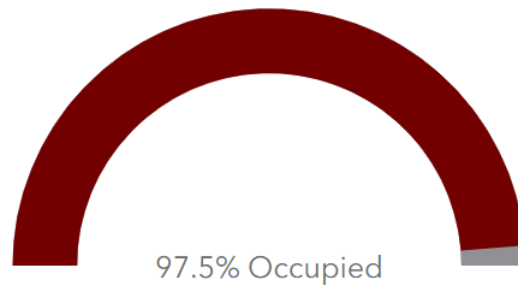
Total Inpatient Occupancy



Occupied Beds Available Beds

579 **107**

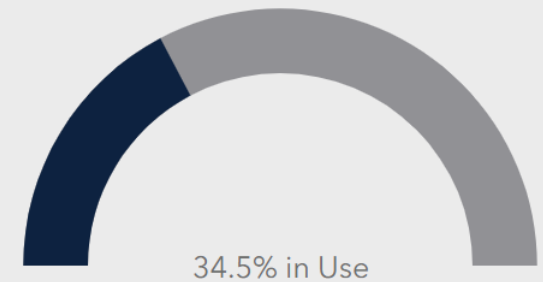
Adult ICU Occupancy



Occupied ICU Beds Available ICU Beds

78 **2**

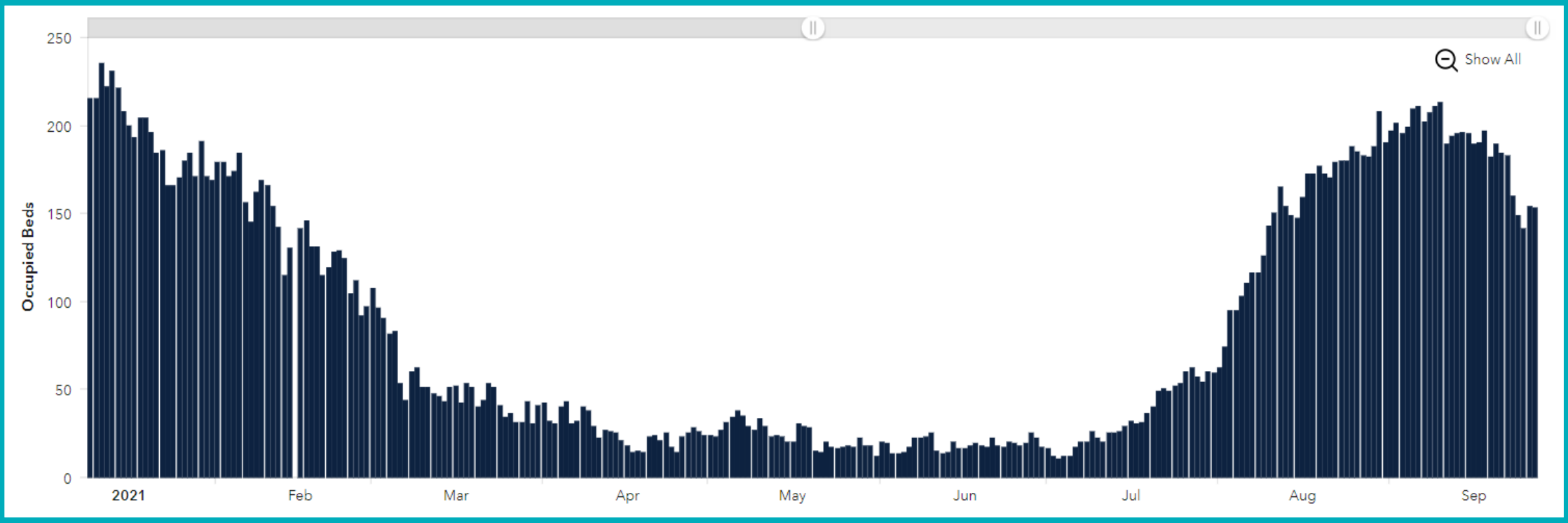
Ventilator Usage



Occupied Ventilators Available Ventilators

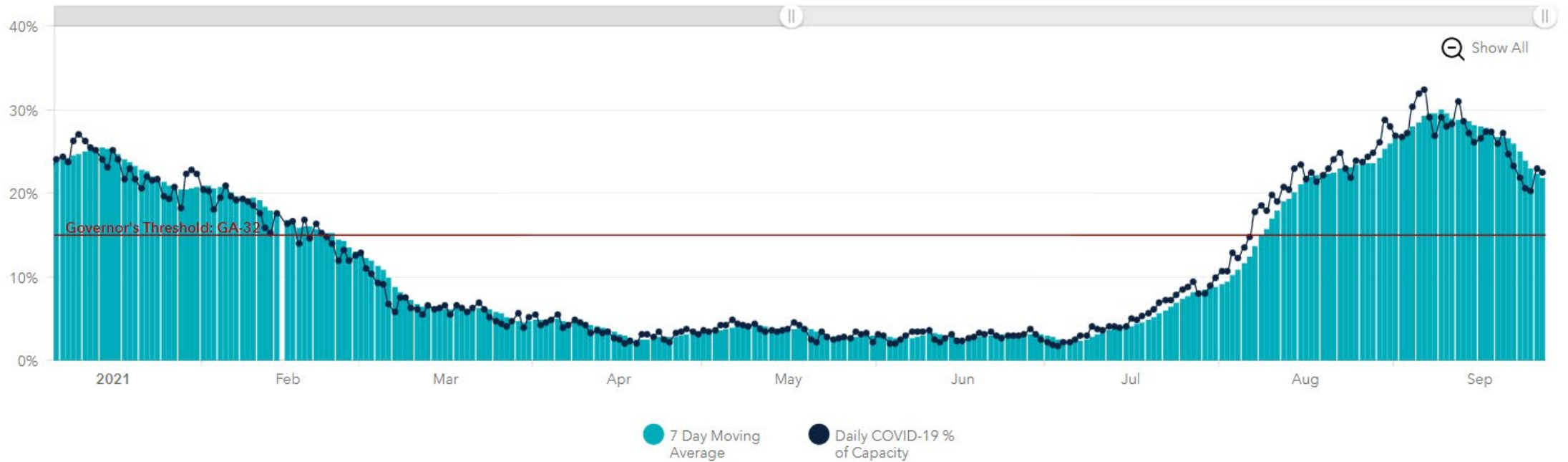
123 **233**

COVID-19 Hospitalizations: Denton County

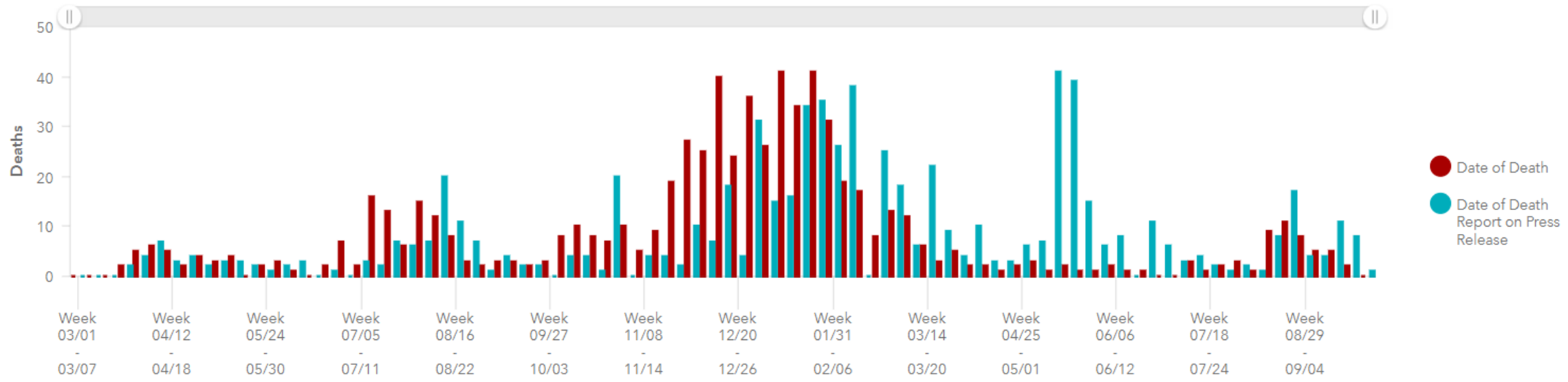


COVID-19 Percentage Inpatient Beds: Denton County

COVID-19 Percentage of Total Inpatient Beds



COVID-19 Related Deaths by Expiration and Date Reported



Total Vaccines Administered by DCPH: 406,603

Waitlist Forms
517,900
Received

Highest Waitlist
517,900
Spot Invited

First Doses
207,136
Administered

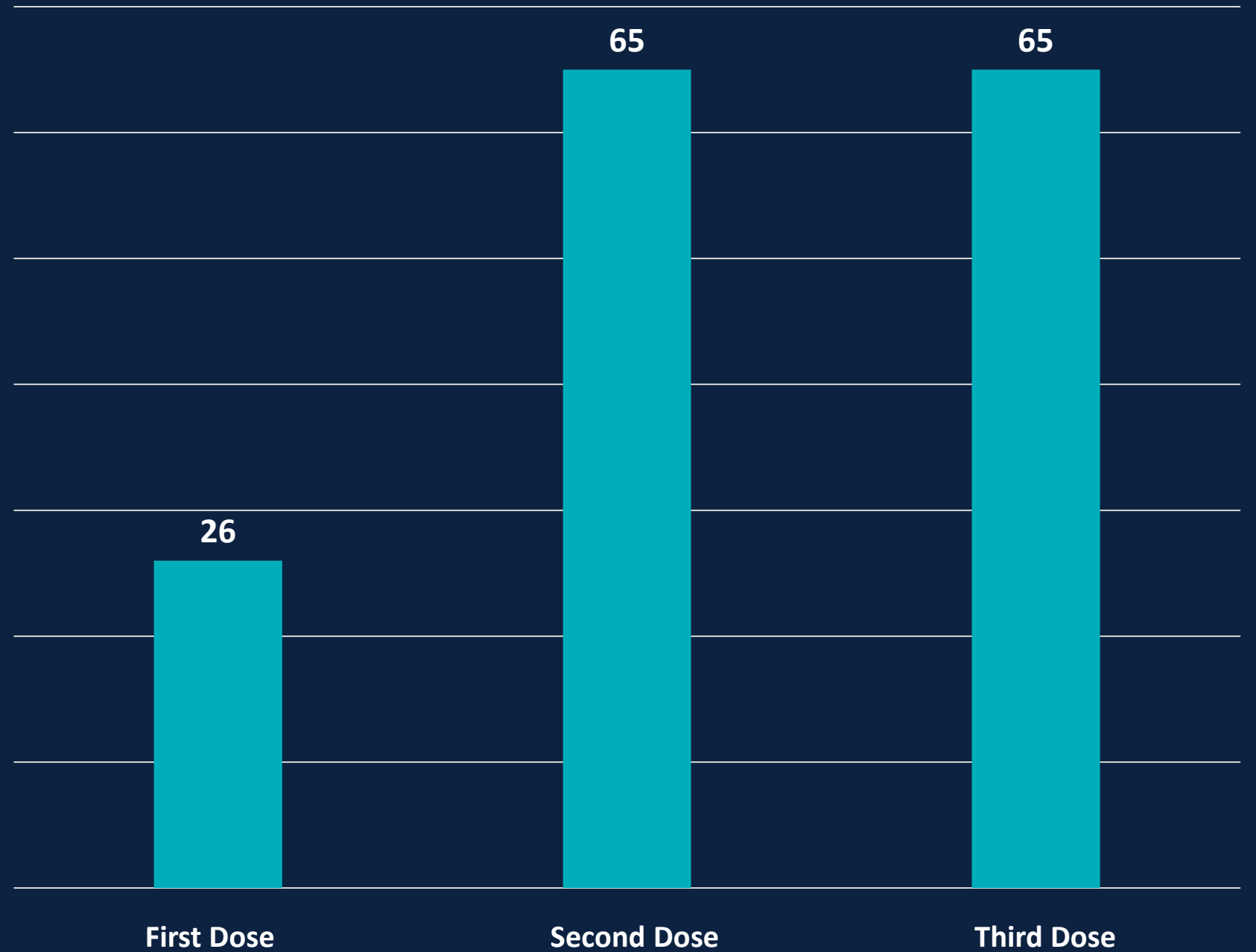
Second Doses
198,435
Administered

Third Doses
1,032
Administered

Total Vaccines Administered in Previous 7 Days: 156

	First Dose	Second Dose	Third Dose
Morse Street Facility	12	39	45
Precinct 3 Government Center	13	25	19
DCPH Homebound	1	1	1

**Vaccines
Administered in
Previous 7 Days by
Dose Instance**



Booster Update

Booster shots are for people whose immune response has been weakened over time.

- As of September 24, 2021, the FDA and CDC have authorized booster doses of the Pfizer COVID-19 vaccine.
- Individuals eligible for a booster dose must be 18 years or older, 6 months or greater from their second Pfizer COVID-19 vaccine, and meet at least the following CDC eligibility criteria:
 - Individuals aged 65 or older
 - Residents of long-term care facilities
 - Individuals with underlying medical conditions
 - Individuals at increased risk for COVID-19 exposure and transmission because of occupational or institutional setting

For more information, visit: <https://www.cdc.gov/coronavirus/2019-ncov/vaccines/booster-shot.html>

Upcoming Clinic Locations

	Open	Booked	Total
Tuesday, 9/28 Precinct 3 Government Center	0	137	137
Wednesday, 9/29 Morse Street Facility	1128	88	1216
Thursday, 9/30 Morse Street Facility	1159	57	1216

Questions?

Denton ISD Data

