



ISDLAF+ Monthly Statement

(10385-116) GENERAL FUND

Statement Period
Apr 1, 2018 to Apr 30, 2018

Statement for the Account of:
GENEVA C.U.S.D. #304

ACTIVITY SUMMARY

INVESTMENT POOL SUMMARY

	LIQ	MAX
Beginning Balance	\$1,912,943.80	\$3,253,805.17
Dividends	\$946.25	\$2,259.39
Credits	\$6,937,037.40	\$0.00
Checks Paid	\$0.00	\$0.00
Other Debits	(\$8,600,000.00)	(\$2,452,822.90)
Ending Balance	\$250,927.45	\$803,241.66
Average Monthly Rate	1.54%	1.62%

*PLEASE NOTE: THE FUND WILL BE CLOSED MAY 28TH
IN OBSERVANCE OF THE MEMORIAL DAY HOLIDAY*

TOTAL LIQ AND MAX	\$1,054,169.11
--------------------------	-----------------------

TOTAL FIXED INCOME	\$18,102,113.28
---------------------------	------------------------

ACCOUNT TOTAL	\$19,156,282.39
----------------------	------------------------

GENEVA C.U.S.D. #304
Donna Oberg
227 N. FOURTH ST.
GENEVA, IL 60134



GENEVA C.U.S.D. #304

Statement Period

Apr 1, 2018 to Apr 30, 2018

TRANSACTION ACTIVITY

BEGINNING BALANCE

\$1,912,943.80

LIQUID CLASS ACTIVITY

Transaction	Trade Date	Settle Date	Description	Redemption/Debit	Purchase/Credit	Share Price	Shares this Transaction
2539605	04/04/18	04/04/18	Fund Purchase from FRI Maturity CD-245207-1 BOFI FEDERAL BANK, CA		\$2,953,100.00	\$1.00	2,953,100.000
2539606	04/04/18	04/04/18	Fund Purchase from FRI Maturity CD-245212-1 CRESTMARK BANK, MI		\$246,900.00	\$1.00	246,900.000
2539624	04/04/18	04/04/18	Fund Purchase from FRI Interest CD-245207-1 BOFI FEDERAL BANK, CA		\$17,839.96	\$1.00	17,839.960
2539625	04/04/18	04/04/18	Fund Purchase from FRI Interest CD-245212-1 CRESTMARK BANK, MI		\$1,523.51	\$1.00	1,523.510
2540288	04/05/18	04/05/18	Phone Wire Redemption	(\$2,500,000.00)		\$1.00	(2,500,000.000)
2540729	04/06/18	04/06/18	Phone Exchange Purchase		\$1,067,692.73	\$1.00	1,067,692.730
2540941	04/06/18	04/06/18	Redemption for Term Series 20180605AA02	(\$3,700,000.00)		\$1.00	(3,700,000.000)
2542514	04/11/18	04/11/18	Fund Purchase from FRI Interest SEC - 40910 - Peoples United Bank Certificate of Deposit		\$1,545.75	\$1.00	1,545.750
2542523	04/11/18	04/11/18	Fund Purchase from FRI Interest SEC - 40911 - Goldman Sachs Bank USA Certificate of Deposit		\$1,545.75	\$1.00	1,545.750
2542535	04/11/18	04/11/18	Fund Purchase from FRI Interest SEC - 40906 - Sallie Mae Bank Certificate of Deposit		\$1,545.75	\$1.00	1,545.750
2542543	04/11/18	04/11/18	Fund Purchase from FRI Interest SEC - 40908 - State Bank Of India NY Certificate of Deposit		\$1,607.58	\$1.00	1,607.580
2542564	04/11/18	04/11/18	Fund Purchase from FRI Maturity SEC - 40906 - Sallie Mae Bank Certificate of Deposit		\$248,000.00	\$1.00	248,000.000
2542565	04/11/18	04/11/18	Fund Purchase from FRI Maturity SEC - 40908 - State Bank Of India NY Certificate of Deposit		\$248,000.00	\$1.00	248,000.000
2542566	04/11/18	04/11/18	Fund Purchase from FRI Maturity SEC - 40910 - Peoples United Bank Certificate of Deposit		\$248,000.00	\$1.00	248,000.000
2542567	04/11/18	04/11/18	Fund Purchase from FRI Maturity SEC - 40911 - Goldman Sachs Bank USA Certificate of Deposit		\$248,000.00	\$1.00	248,000.000
2544946	04/16/18	04/16/18	Fund Purchase from FRI Interest SEC - 29317 - BALTIMORE MD REF-CONSOL PUBLIC IMPT-SER B		\$16,625.00	\$1.00	16,625.000
2545720	04/17/18	04/17/18	Phone Wire Redemption	(\$2,400,000.00)		\$1.00	(2,400,000.000)

LIQUID CLASS ACTIVITY

Transaction	Trade Date	Settle Date	Description	Redemption/Debit	Purchase/Credit	Share Price	Shares this Transaction
2545722	04/17/18	04/17/18	Phone Exchange Purchase		\$1,385,130.17	\$1.00	1,385,130.170
2546547	04/18/18	04/18/18	Fund Purchase from FRI Maturity CD-247006-1 ORRSTOWN BANK, PA		\$248,500.00	\$1.00	248,500.000
2546583	04/18/18	04/18/18	Fund Purchase from FRI Interest CD-247006-1 ORRSTOWN BANK, PA		\$1,481.20	\$1.00	1,481.200
2554262	04/30/18	04/30/18	Dividend Reinvest		\$946.25	\$1.00	946.250
TOTALS FOR PERIOD				(\$8,600,000.00)	\$6,937,983.65		(1,662,016.350)
ENDING BALANCE							\$250,927.45



GENEVA C.U.S.D. #304

Statement Period

Apr 1, 2018 to Apr 30, 2018

TRANSACTION ACTIVITY

BEGINNING BALANCE							\$3,253,805.17
MAX CLASS ACTIVITY							
Transaction	Trade Date	Settle Date	Description	Redemption/Debit	Purchase/Credit	Share Price	Shares this Transaction
2540728	04/06/18	04/06/18	Phone Exchange Redemption	(\$1,067,692.73)		\$1.00	(1,067,692.730)
2545721	04/17/18	04/17/18	Phone Exchange Redemption	(\$1,385,130.17)		\$1.00	(1,385,130.170)
2554836	04/30/18	04/30/18	Dividend Reinvest		\$2,259.39	\$1.00	2,259.390
TOTALS FOR PERIOD				(\$2,452,822.90)	\$2,259.39		(2,450,563.510)
ENDING BALANCE							\$803,241.66




GENEVA C.U.S.D. #304

Statement Period
Apr 1, 2018 to Apr 30, 2018

SDA / MMA TRANSACTION ACTIVITY

BANK OF CHINA			BEGINNING BALANCE				\$2,617,568.84
Transaction	Date		Deposits	Withdrawals	Interest / Adjust	Balance	
179638	04/30/18	Interest			\$4,081.64	\$2,621,650.48	
TOTALS FOR PERIOD			\$0.00	\$0.00	\$4,081.64		
			ENDING BALANCE				\$2,621,650.48



GENEVA C.U.S.D. #304


Statement Period

Apr 1, 2018 to Apr 30, 2018

FIXED INCOME INVESTMENTS

PURCHASES

Type	Holding ID	Trade	Settle	Maturity	Description	Cost	Rate	Face/Par
TS	252603-1	04/06/18	04/06/18	06/05/18	ISDLAF+ TERM SERIES	\$3,700,000.00	1.610%	\$3,709,792.33
Totals for Period:						\$3,700,000.00		\$3,709,792.33




GENEVA C.U.S.D. #304

Statement Period
Apr 1, 2018 to Apr 30, 2018

FIXED INCOME INVESTMENTS

MATURITIES

Type	M	Holding ID	Settle Date	Transaction Date	Maturity Date	Description	Cost	Face/Par
CD	M	245207-1	09/06/17	04/04/18	04/04/18	CD-245207-1 BOFI FEDERAL BANK, CA	\$2,953,100.00	\$2,970,939.96
CD	M	245212-1	09/06/17	04/04/18	04/04/18	CD-245212-1 CRESTMARK BANK, MI	\$246,900.00	\$248,423.51
DTC	M	40906	10/11/17	04/11/18	04/11/18	SEC - 40906 - Sallie Mae Bank Certificate of Deposit	\$248,122.96	\$248,000.00
DTC	M	40908	10/11/17	04/11/18	04/11/18	SEC - 40908 - State Bank Of India NY Certificate of Deposit	\$248,122.92	\$248,000.00
DTC	M	40910	10/11/17	04/11/18	04/11/18	SEC - 40910 - Peoples United Bank Certificate of Deposit	\$248,122.96	\$248,000.00
DTC	M	40911	10/11/17	04/11/18	04/11/18	SEC - 40911 - Goldman Sachs Bank USA Certificate of Deposit	\$248,122.96	\$248,000.00
CD	M	247006-1	10/04/17	04/18/18	04/18/18	CD-247006-1 ORRSTOWN BANK, PA	\$248,500.00	\$249,981.20
Totals for Period:							\$4,440,991.80	\$4,461,344.67



GENEVA C.U.S.D. #304

Statement Period

Apr 1, 2018 to Apr 30, 2018

FIXED INCOME INVESTMENTS

INTEREST				
Type	Holding ID	Transaction Date	Description	Interest
CD	245207-1	04/04/18	CD-245207-1 BOFI FEDERAL BANK, CA	\$17,839.96
CD	245212-1	04/04/18	CD-245212-1 CRESTMARK BANK, MI	\$1,523.51
DTC	40906	04/11/18	SEC - 40906 - Sallie Mae Bank Certificate of Deposit	\$1,545.75
DTC	40908	04/11/18	SEC - 40908 - State Bank Of India NY Certificate of Deposit	\$1,607.58
DTC	40910	04/11/18	SEC - 40910 - Peoples United Bank Certificate of Deposit	\$1,545.75
DTC	40911	04/11/18	SEC - 40911 - Goldman Sachs Bank USA Certificate of Deposit	\$1,545.75
SEC	29317	04/16/18	SEC - 29317 - BALTIMORE MD REF-CONSOL PUBLIC IMPT-SER B	\$16,625.00
CD	247006-1	04/18/18	CD-247006-1 ORRSTOWN BANK, PA	\$1,481.20
SDA	179638	04/30/18	Savings Deposit Account - BANK OF CHINA	\$4,081.64
Totals for Period:				\$47,796.14



GENEVA C.U.S.D. #304

Statement Period
Apr 1, 2018 to Apr 30, 2018

CURRENT PORTFOLIO

Type	Code	Holding ID	Trade	Settle	Maturity	Description	Cost	Rate	Face/Par	Market Value
LIQ				04/30/18		LIQ Account Balance	\$250,927.45	1.540%	\$250,927.45	\$250,927.45
MAX				04/30/18		MAX Account Balance	\$803,241.66	1.620%	\$803,241.66	\$803,241.66
SDA	6	179638-1		04/30/18		Savings Deposit Account - BANK OF CHINA	\$2,621,650.48	1.907%	\$2,621,650.48	\$2,621,650.48
CD	N	245210-1	09/06/17	09/06/17	05/02/18	MAINSTREET BANK	\$248,100.00	1.158%	\$249,973.89	\$248,100.00
CD	N	245211-1	09/06/17	09/06/17	05/02/18	FIRST HOME BANK	\$248,100.00	1.147%	\$249,955.56	\$248,100.00
CD	1	245221-1	09/07/17	09/07/17	05/02/18	STC CAPITAL BANK	\$1,000,000.00	1.070%	\$1,006,950.08	\$1,000,000.00
CD	1	245222-1	09/07/17	09/07/17	05/02/18	BANKFINANCIAL FSB	\$1,103,800.00	1.070%	\$1,111,472.09	\$1,103,800.00
CD	N	248938-1	12/01/17	12/01/17	05/15/18	ASSOCIATED BANK, NA (N)	\$248,500.00	1.260%	\$249,915.44	\$248,500.00
CD	C	248939-1	12/01/17	12/01/17	05/15/18	ASSOCIATED BANK, NA - C	\$1,851,500.00	1.260%	\$1,862,045.95	\$1,851,500.00
CD	N	224344-1	05/19/16	05/19/16	05/21/18	PACIFIC WESTERN BANK	\$241,500.00	0.910%	\$245,903.62	\$241,500.00
CD	N	224345-1	05/19/16	05/19/16	05/21/18	BANK OF CHINA	\$245,900.00	0.815%	\$249,919.10	\$245,900.00
CD	N	224346-1	05/19/16	05/19/16	05/21/18	PREMIER BANK	\$246,000.00	0.802%	\$249,954.30	\$246,000.00
CD	N	224347-1	05/19/16	05/19/16	05/21/18	FIELDPOINT PRIVATE BANK & TRUST	\$246,000.00	0.805%	\$249,971.45	\$246,000.00
CD	N	224348-1	05/19/16	05/19/16	05/21/18	ENERBANK USA	\$246,000.00	0.809%	\$249,991.50	\$246,000.00
CD	N	224349-1	05/19/16	05/19/16	05/21/18	SECURITY BANK	\$246,000.00	0.800%	\$249,947.14	\$246,000.00
CD	N	224350-1	05/19/16	05/19/16	05/21/18	MIDLAND STATES BANK	\$245,900.00	0.828%	\$249,983.26	\$245,900.00
DTC	N	37328-1	05/19/16	05/26/16	05/25/18	Bmo Harris Bank Certificate of Deposit (1.050%) 05581WGE9	\$248,726.95	0.902%	\$248,000.00	\$247,907.99
CD	N	250018-1	01/11/18	01/11/18	05/29/18	PRUDENTIAL SAVINGS BANK	\$248,700.00	1.340%	\$249,959.99	\$248,700.00
CD	N	250019-1	01/11/18	01/11/18	05/29/18	BANK OF THE OZARKS	\$248,700.00	1.340%	\$249,960.42	\$248,700.00
CD	C	250020-1	01/11/18	01/11/18	05/29/18	ASSOCIATED BANK, NA - C	\$502,600.00	1.330%	\$505,127.33	\$502,600.00
TS	10	252603-1	04/06/18	04/06/18	06/05/18	ISDLAF+ TERM SERIES	\$3,700,000.00	1.610%	\$3,709,792.33	\$3,700,000.00
CD	N	250015-1	01/11/18	01/11/18	06/12/18	LANDMARK COMMUNITY BANK	\$248,500.00	1.371%	\$249,918.26	\$248,500.00
CD	N	250016-1	01/11/18	01/11/18	06/12/18	ESSEX BANK	\$248,500.00	1.371%	\$249,918.38	\$248,500.00
CD	1	250017-1	01/11/18	01/11/18	06/12/18	CITIBANK NA	\$803,000.00	1.351%	\$807,517.74	\$803,000.00
SEC	15	29329-1	02/28/13	03/05/13	12/01/18	AKRON-SUMMIT CNTY OH PUBLIC LIBRARY (5.000%) 01016MCJ8	\$765,650.00	0.960%	\$625,000.00	\$636,818.75

CURRENT PORTFOLIO

Type	Code	Holding ID	Trade	Settle	Maturity	Description	Cost	Rate	Face/Par	Market Value
DTC	N	37236-1	03/16/16	03/24/16	03/25/19	Ally Bank Certificate of Deposit (1.350%) 02006LZE6	\$248,700.65	1.254%	\$248,000.00	\$246,509.77
CD	N	224342-1	05/19/16	05/19/16	05/20/19	BANK OF THE WEST	\$230,600.00	1.372%	\$240,101.71	\$230,600.00
CD	N	224343-1	05/19/16	05/19/16	05/20/19	ALLIANT CREDIT UNION	\$242,400.00	1.012%	\$249,773.10	\$242,400.00
SEC	15	29317-1	02/27/13	03/01/13	10/15/19	BALTIMORE MD REF-CONSOL PUBLIC IMPT- SER B (5.000%) 059189RF9	\$832,606.60	1.050%	\$665,000.00	\$695,277.45
SEC	15	29321-1	02/27/13	03/04/13	02/15/20	LEWISTON ME REF-PUBLIC IMPT-SER A (4.000%) 52850CKJ3	\$494,478.60	1.320%	\$420,000.00	\$435,481.20

Totals for Period: **\$19,156,282.39** **\$18,869,872.23** **\$18,828,114.75**

Weighted Average Portfolio Yield: 1.088 %

Weighted Average Portfolio Maturity: 98.58 Days

Portfolio Summary:

Type	Allocation (%)	Allocation (\$)	Description
LIQ	1.33%	\$250,927.45	Liquid Class Activity
MAX	4.27%	\$803,241.66	MAX Class Activity
CD	48.81%	\$9,190,300.00	Certificate of Deposit
DTC	2.63%	\$494,417.76	Certificate of Deposit
SDA	13.92%	\$2,621,650.48	Savings Deposit Account
SEC	9.39%	\$1,767,577.40	Security (see applicable security code)
TS	19.65%	\$3,700,000.00	Term Series

Note: Weighted Yield & Weighted Average Portfolio Maturity are calculated using "Market Value" and are only based on the fixed rate investments (excluding SDA investments).

"Cost" is comprised of the total amount you paid for the investment including any fees and commissions.

"Rate" is the Net Yield to Maturity.

"Face/Par" is the amount received at maturity.

"Market Value" reflects the market value as reported by an independent third-party pricing service. Certificates of Deposit and Commercial Paper and other assets for which market pricing is not readily available from a third-party pricing service are listed at "Cost".

Deposit Codes:

- 1) FHLB
- 6) Promontory-BOC
- 10) Term Series
- C) Collateral
- N) Single FEIN

Security Codes:

- 15) Municipal Bond



ISDLAF+ Monthly Statement



About Your Account and Statement

Securities and municipal advisory brokerage services (investments purchased with proceeds from a municipal securities issuance), and investments cleared through our clearing firm, Pershing LLC, are offered through PMA Securities, Inc., a broker-dealer and municipal advisor registered with the SEC and MSRB, and a member of FINRA and SIPC. All other products and brokerage services are generally provided by PMA Financial Network, Inc. Thus, certificates of deposit ("CD"), savings deposit accounts ("SDA") and commercial paper ("CP") may be executed through either PMA entity, as applicable, depending on whether the investment was purchased with proceeds derived from municipal securities. PMA Securities, Inc. and PMA Financial Network, Inc. are operated under common ownership and are affiliated with Prudent Man Advisors, Inc.

Fixed Rate Investment Activity

This section shows all of the fixed term investments purchased and sold, maturities, interest received, and activity. This will include all CD, SDA, CP, securities and money market funds purchased through PMA Financial Network, Inc. or PMA Securities, Inc. as applicable. It also shows the approximate market value of each security whose price is obtained from an independent source believed to be reliable. However, PMA cannot guarantee their accuracy. This data is provided for informational purposes only. Listed values should not be interpreted as an offer to buy or sell at a specific price. CD's and CP are listed at their original cost. Redemption of a CD prior to maturity may result in early withdrawal penalties. Market values are based on the last day of the month for which this report date range is ending. If the run date of this report is prior to the end of the current month, the market values are listed as equivalent to the cost values.

ISDLAF + Activity

This section shows all of the activity in the Liquid and Max Class. The Average Rate represents the average net interest rate over the previous month which is then annualized. Income Summary represents the interest earned for the Month and Fiscal Year to Date.

Information regarding the ISDLAF+ investment objectives, risks, charges and expenses can be found in the ISDLAF+ information statement, which can be obtained at www.isdlafplus.com or by calling PMA at the phone number listed.

An investment in the Multi-Class Series or any Term Series is not a bank deposit and is not insured or guaranteed by the Federal Deposit Insurance Corporation or any other governmental or private agency. Although the Liquid Class and MAX Class of the Multi-Class Series each seeks to maintain a stable value of \$1.00 per share, it is possible to lose money by investing in the Multi-Class Series. It also is possible to lose money by investing in a Term Series, which may impose a substantial penalty for redemption prior to the full term of the Series.

Money Market Fund

The Rate shown for the money market fund represents the average net interest rate over the previous month which is then annualized. Information regarding the money market fund's investment objectives, risks, charges and expenses can be found in the money market fund's prospectus, which can be obtained by calling PMA at the phone numbers listed. The performance data featured represents past performance, which is no guarantee of future results. Investment returns will fluctuate. Current performance may be higher or lower than the performance data quoted. Please call PMA for the most recent performance figures.

The performance data featured represents past performance, which is no guarantee of future results. Investment returns will fluctuate. Current performance may be higher or lower than the performance data quoted. Please call PMA for the most recent performance figures.

Additional Disclosures

All funds, and/or securities are located and safe kept in an account under the client's name at their custodial bank. Any certificates of deposit listed are located in the client's name at the respective bank. Any money market fund shares are held directly with the money market fund. It is recommended that any oral communications be re-confirmed in writing to further protect your rights, including rights under the Securities Investor Protection Act.

Debt Securities

Some debt securities are subject to redemption prior to maturity. In the event of a partial or whole call of a security, the securities call will be automatically selected on a random basis as is customary in the securities industry. The probability that your securities will be selected is proportional to the amount of your holdings relative to the total holdings. Redemption prior to maturity could affect the yield represented. Additional information is available upon request.

A financial statement of PMA Securities, Inc. is available for inspection at its office or a copy will be mailed to you upon written request.

PLEASE ADVISE PMA AND OUR CLEARING FIRM, PERSHING LLC, IMMEDIATELY OF ANY INACCURACY OR DISCREPANCY ON YOUR STATEMENT. FOR A CHANGE OF ADDRESS OR QUESTIONS REGARDING YOUR ACCOUNT, PLEASE NOTIFY YOUR PMA REPRESENTATIVE. ANY ORAL COMMUNICATIONS SHOULD BE RE-CONFIRMED IN WRITING.

How to Contact PMA

Please call (630) 657-6400 or write to us at PMA, 2135 CityGate Lane, 7th Floor, Naperville, Illinois 60563.

How to Contact Pershing, LLC

Please call (201) 413-3330 or write to Pershing, LLC, One Pershing Plaza, Jersey City, New Jersey, 07399

In accordance with FINRA Rule 2267, PMA Securities, Inc. is providing the following information in the event you wish to contact FINRA. You may call (301) 590-6500 or write to FINRA at 1735 K Street NW, Washington, D.C. 20006-1500. In addition to the public disclosure number (800) 289-9999, FINRA provides an investor brochure which describes their Public Disclosure Program. Additional information is also available at www.finra.org.

This Page Intentionally Left Blank