




Senate Bill 1882 Partnerships Annual Review



Alicia Syverson – Associate Superintendent Student and School Support

Agenda



Senate Bill
1882



ECISD
Partnership
Schools



Review
Process



Performance
Assessment




Partner
Presentations



Senate Bill 1882, signed in 2017, provides benefits for districts to contract with education partners to promote innovation and improve student outcomes.

- District authorizes an independent in-district school through a careful authorizing process.
- Partner has its own governing board of the campus charter with full authority and accountability for the campus charter's performance and operations
- Partner manages the school and is responsible for outcomes.
- Partner has autonomy over personnel, curriculum, calendar, assessments, and budget.
- District holds partner accountable for performance on academic goals and financial goals through a performance contract.



The STEM Academy at UTPB

- Grades K-12
- Authorized
March 29, 2022
- Began operation in
Fall 2022

Performance Review
Fall 2023, 2024, 2025



Odessa Family YMCA Learning Center

- Grade PK3
- Authorized
March 23, 2021
- Began operation in
Fall 2021

Performance Reviews
Fall 2022, 2023, 2024, 2025



Performance Review Cycle per ELA(LOCAL):

1. Approve rigorous performance contracts for all in-district charter schools
2. Annually monitor and publish school results at public meeting of Board
3. In final year of contract term, review performance agreements at public meeting of Board to determine renewal or non-renewal

Annual Performance Review in Fall

ALL Schools


- Monitor performance
- If necessary, implement Improvement Plan
- No decisions made

School Decisions in Spring

Schools in Final Contract Year ONLY

- Board votes on renewal or non-renewal, effective at the end of the school year

Domains	Metrics
1. Academic Excellence	<ul style="list-style-type: none">• State Accountability• NWEA RIT Achievement and Growth• CIRCLE Progress Monitoring (PK3)
2. Financial Health	<ul style="list-style-type: none">• Annual Financial Audit• Fiscal Management



**STEM Academy
at UTPB**

Shannon Davidson
Executive Director




**Odessa Family YMCA
Learning Center**

Crissy Medina
CEO/President

Sandy Canava
Principal

UTPB – STEM Academy



November 18, 2025

Assessing Performance – STEM Academy

2024-25 Goal		2024-25 Actual		Goal Met
TEA State Accountability Ratings	Performance Measure #1:			
	Overall Scaled Score	≥85	Meet or Exceed 91	Yes
	Performance Measure #2:			
	Student Achievement Domain	≥86	Meet or Exceed 91	Yes
	Performance Measure #3:			
	Closing the Gaps Domain	≥84%	Meet or Exceed 90	Yes

Source: 2025 TEA Accountability Rating Overall Summary

Assessing Performance – STEM Academy

2024-25 Goal		2024-25 Actual		Goal Met
K-1st NWEA Achievement Data	Performance Measure #4: Percent of students at or above national EOY RIT			
	Reading RIT score	≥45%	74%	Yes
	Performance Measure #5: Percent of students at or above national EOY RIT			
	Math RIT score	≥45%	73%	Yes

Source: NWEA MAP RIT - Grade
Report Report 09/25

Assessing Performance – STEM Academy

2024-25 Goal		2024-25 Actual		Met Goal
STAAR Achievement	Performance Measure #6: % of students at meets standard or above			
	ELA/Reading	≥57%	86% Approaches 60% Meets	Yes
	Performance Measure #7: % of students at meets standard or above			
	Math	≥46%	74% Approaches 42% Meets	No




Source: 2025 TEA Accountability Rating
Overall Summary -
Domain I Student Achievement

Assessing Performance – STEM Academy

		2024-25 Goal	2024-25 Actual	Met Goal
2nd - 8th Grade NWEA Growth (Actual)	Performance Measure #8: % of students meeting projected growth			
	Reading Growth	≥60%	63%	Yes
	Performance Measure #9: % of students meeting projected growth			
	Math Growth	≥60%	42%	No
CCMR Ready Graduates (Preliminary)	Performance Measure #10:			
	CCMR Scaled Score	≥86%	98%	Yes

Source: NWEA MAP Student Growth
Summary Report Fall 2024 - Spring
2025, TEA 2025 Accountability Rating

Assessing Performance – STEM Academy

Performance Measure #1	2023-24 Unqualified Audit	Completed
Performance Measure #2	Unrestricted Days Cash	
	Days cash \geq 60	
Performance Measure #3	Cash Flow	
	Year 2 Total Cash minus Year 1 Total Cash \geq 0	
Performance Measure #4	Current Financial Statements	
	All statements reflect positive net asset amount	



Bright Spots from 2024-25:

Academic Achievement:

- Maintained an **A Rating (91)** overall from TEA Accountability
- **100% Graduation Rate** for Class of 2025
- CCMR Success: 97% of graduates college, career, or military ready
- 8th Grade Science STAAR increased in Meets Grade Level and earned a Distinction in Science- # of students reaching masters.

Dual Credit & College Readiness:

- 579 dual credit courses completed with a 98% pass rate

Student Opportunities:

- Over 800 new student applications received, showing high community demand
- Gifted & Talented services broadened, with increased participation across grade levels

Culture & Engagement:

- Monthly Family Engagement Nights
- Student Success Centers launched tutoring and mentoring sessions with strong participation



Key Opportunities for Growth:

- Strengthen math instruction in grades 3-8
- Graduate 15 Seniors with an Associate's Degree or 60+ credit hours in 2026
- 30% of students meet TSIA score criteria in ELA/Reading by the end of 9th Grade
- 30% of students meet TSIA score or STAAR EOC criteria in mathematics by the end of 11th grade
- 80% of students will earn an ELA or MATH college credit by the end of 12th grade

2025-26 Priorities and Goals



1. Expand Project-Based Learning (PBL) Across All Grade Levels:

Integrate PBL consistently across K–12 so that all students participate in at least one showcase or authentic project per semester. PBL will serve as a vehicle to deepen critical thinking, communication, and collaboration.

2. Foster a Culture of Excellence and Student Support:

Promote student success through engagement structures such as Success Centers, SPARKS clubs, extracurricular opportunities, morning announcements, and family engagement nights.

3. Advance College Readiness through Dual Credit and TSIA2 Success:

Increase college readiness by ensuring that 80% of graduates earn an ELAR or Math college credit by 12th grade, with a focus on early TSIA2 readiness (30% of 9th graders in Reading and 30% of 11th graders in Math meeting benchmarks).

Odessa Family YMCA Learning Center



Assessing Performance – YMCA

		2024-25 Goal	2024-25 Actual	Goal Met
Academic Performance Measures	Performance Measure #1:			
	CLI Phonological Awareness	≥68%	91%	yes
	Performance Measure #2:			
	CLI Mathematics	≥68%	89%	yes

Source: CLI Data 9/2025

Assessing Performance – YMCA

Performance Measure #1	Unqualified Audit	
Performance Measure #2	Current Ratio	23.99
	Assets divided by Liabilities ≥ 1.0	
Performance Measure #3	Unrestricted Days Cash	65.33
	Days cash ≥ 60	
Performance Measure #4	Cash Flow	\$38,546
	Year 2 Total Cash minus Year 1 Total Cash ≥ 0	
Performance Measure #5	Current Financial Statements	
	All statements reflect positive net asset amount	



Bright Spots from 2024-25:

- Highest enrollment number of students surpassing prior years
- Surpassed *NEW* increased CLI testing target goals
- PreK3 program showcase through informational tours
(*Empower Schools & TAASPYC Symposium*)



Key Opportunities for Growth:

- Market / provide informational resources to bilingual families
- Choice school application availability for early lottery
- Promote key opportunities / benefits of the school to fill enrollment to capacity



2025-26 Priorities and Goals

1. Candidate for Choice School for the lottery selection
2. Honor transfers based on parent request
3. Align efforts for new/existing regulatory stipulations to ensure compliance (SB12, TEA, Childcare licensing, IDEA etc.)
4. Provide purposeful opportunities to tell "our" story



THANK YOU!

