

Student enrollment as May 14, 2021

Student enrollment as October 1, 2020

### GMR K-12 Enrollment

Grade Level Of Students	GMR
<b>K</b>	19
<b>1</b>	19
<b>2</b>	17
<b>3</b>	16
<b>4</b>	13
<b>5</b>	16
<b>6</b>	19
<b>TOTAL K-6</b>	<b>119</b>
<b>7</b>	17
<b>8</b>	20
<b>9</b>	14
<b>10</b>	21
<b>11</b>	20
<b>12</b>	29
<b>TOTAL 7-12</b>	<b>121</b>
<b>TOTAL K-12</b>	<b>240</b>

Grade Level Of Students	GMR
<b>K</b>	19
<b>1</b>	20
<b>2</b>	17
<b>3</b>	16
<b>4</b>	13
<b>5</b>	16
<b>6</b>	20
<b>TOTAL K-6</b>	<b>121</b>
<b>7</b>	17
<b>8</b>	21
<b>9</b>	14
<b>10</b>	21
<b>11</b>	20
<b>12</b>	29
<b>TOTAL 7-12</b>	<b>122</b>
<b>TOTAL K-12</b>	<b>243</b>

## GMR K-12 ENROLLMENT

Student enrollment as October 1, 2019

Grade Level Of Students	GMR
K	21
1	17
2	15
3	13
4	18
5	21
6	16
<b>TOTAL K-6</b>	<b>121</b>
7	21
8	15
9	25
10	24
11	32
12	33
<b>TOTAL 7-12</b>	<b>150</b>
<b>TOTAL K-12</b>	<b>271</b>

## GMR K-12 ENROLLMENT

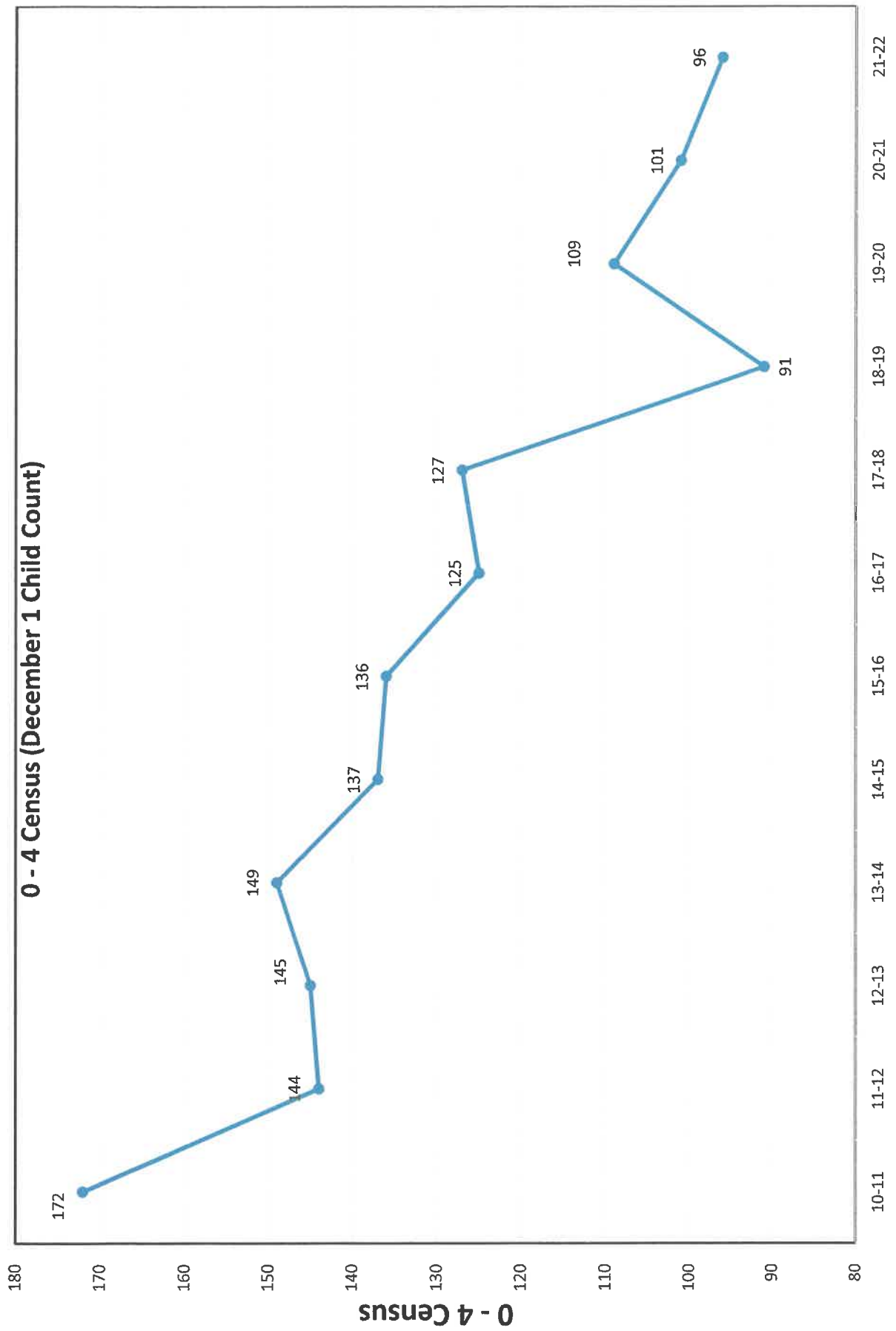
Student enrollment as October 1, 2018

Grade Level Of Students	GMR
K	17
1	14
2	12
3	19
4	19
5	16
6	20
<b>TOTAL K-6</b>	<b>117</b>
7	17
8	22
9	24
10	30
11	32
12	37
<b>TOTAL 7-12</b>	<b>162</b>
<b>TOTAL K-12</b>	<b>279</b>

## FALL STUDENT ENROLLMENT BY SCHOOL YEAR

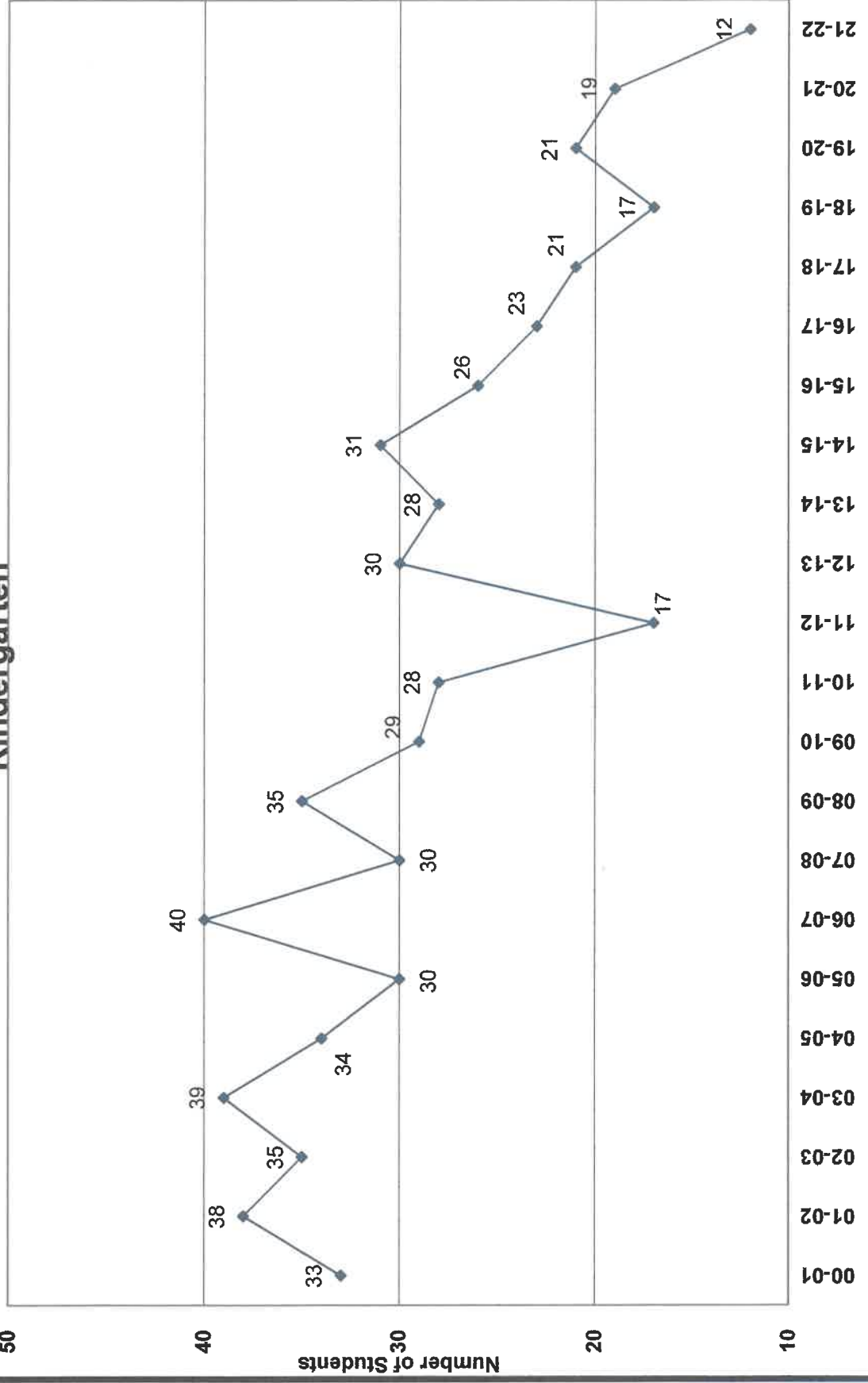
FALL CENSUS -->	00	01	02	03	04	05	06	07	08	09	10	11	12	13	14	15	16	17	18	19	20	21	<-----est.	
Age 0	0	0	0	0	0	0	0	0	0	139	172	144	145	149	137	136	125	127	91	109	101	96		Age 0
Age 1	33	38	35	39	34	30	40	30	35	29	28	17	30	28	31	26	23	21	17	21	19	12		Age 1
Age 2	28	36	37	40	41	37	28	41	30	31	32	31	18	29	25	33	25	21	14	17	20	19		Age 2
Age 3	35	27	33	34	40	41	38	28	38	30	29	32	28	20	30	22	32	22	12	15	17	19		Age 3
Age 4	47	33	29	34	37	42	39	37	28	36	32	29	34	30	20	27	23	25	19	13	16	17		Age 4
Age 0-4	24	48	34	30	37	37	40	41	38	28	37	33	32	34	30	18	26	15	19	18	13	16		Age 0-4
K	35	25	47	36	29	39	37	40	40	33	29	35	36	30	34	29	19	22	16	21	16	13		K
1	27	35	27	45	36	28	39	40	40	39	31	29	39	37	31	35	35	16	20	16	20	17		1
2	196	204	207	219	220	224	221	227	214	197	190	189	187	180	170	164	160	121	100	100	102	101		2
3	229	242	242	258	254	254	251	257	249	226	218	206	217	208	201	190	183	142	117	121	121	113		3
4	37	26	36	28	45	34	29	39	36	44	37	30	33	35	37	33	33	21	17	21	17	20		4
5	39	37	27	35	30	45	35	29	36	30	41	38	31	32	38	38	37	26	22	15	21	17		5
6	38	40	39	27	37	31	47	35	31	37	31	43	36	34	31	40	36	31	24	25	14	20		6
7	43	36	42	38	29	40	32	47	36	30	41	32	48	38	33	32	38	36	30	24	21	14		7
8	33	42	34	38	39	32	41	31	49	38	29	40	35	46	35	30	32	36	32	32	20	21		8
9	45	32	42	35	39	38	32	42	33	47	39	30	44	33	48	37	28	31	37	33	29	20		9
10	235	213	220	201	219	220	216	223	221	226	218	213	227	218	222	210	204	181	162	150	122	112		10
11	464	455	462	459	473	474	477	480	470	452	436	419	444	426	423	400	387	323	279	271	243	225		11
12	33	35	35	37	36	36	37	37	36	32	31	29	31	30	29	27	26	20	17	17	17	16		12
7-12	39	36	37	34	37	37	36	37	37	38	36	36	38	36	37	35	34	30	27	25	20	19		13
Total, K-12																								
Avg./ Elem. Grade																								
Avg./ H.S. Grade																								
SCHOOL YEAR	00-01	01-02	02-03	03-04	04-05	05-06	06-07	07-08	08-09	09-10	10-11	11-12	12-13	13-14	14-15	15-16	16-17	17-18	18-19	19-20	20-21	21-22		SCHOOL YEAR

**0 - 4 Census (December 1 Child Count)**

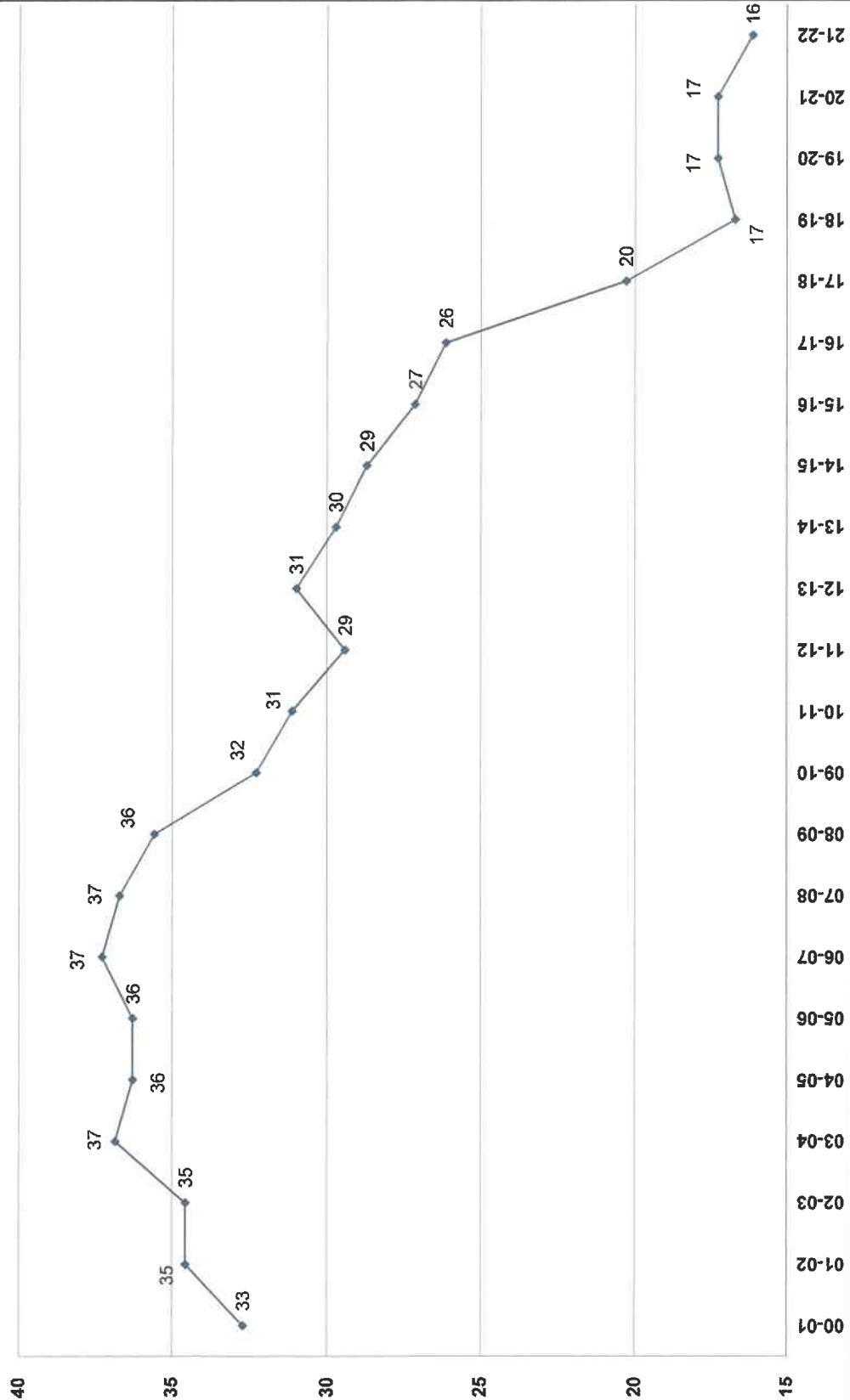


# FALL ENROLLMENT BY SCHOOL YEAR

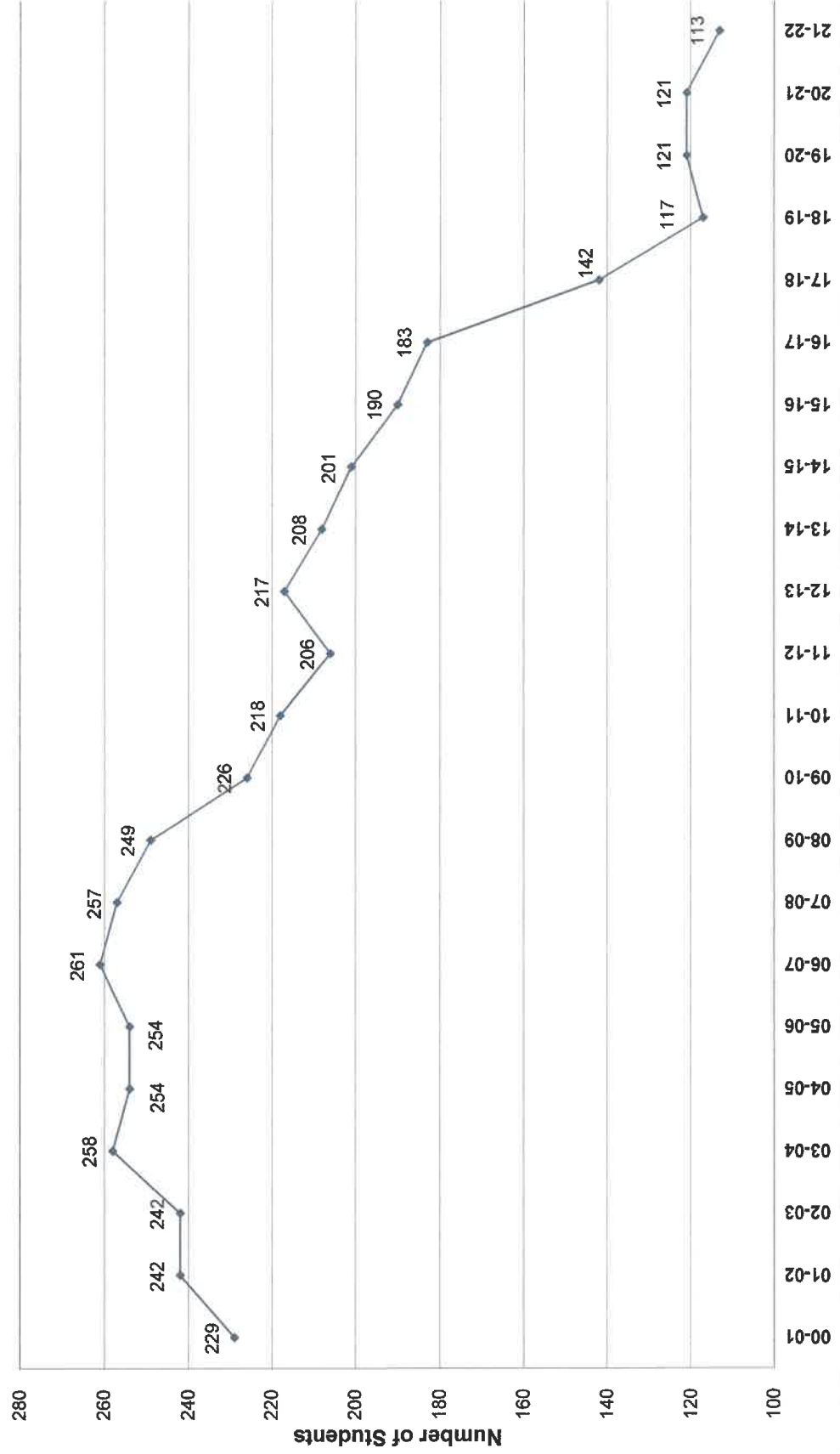
## Kindergarten



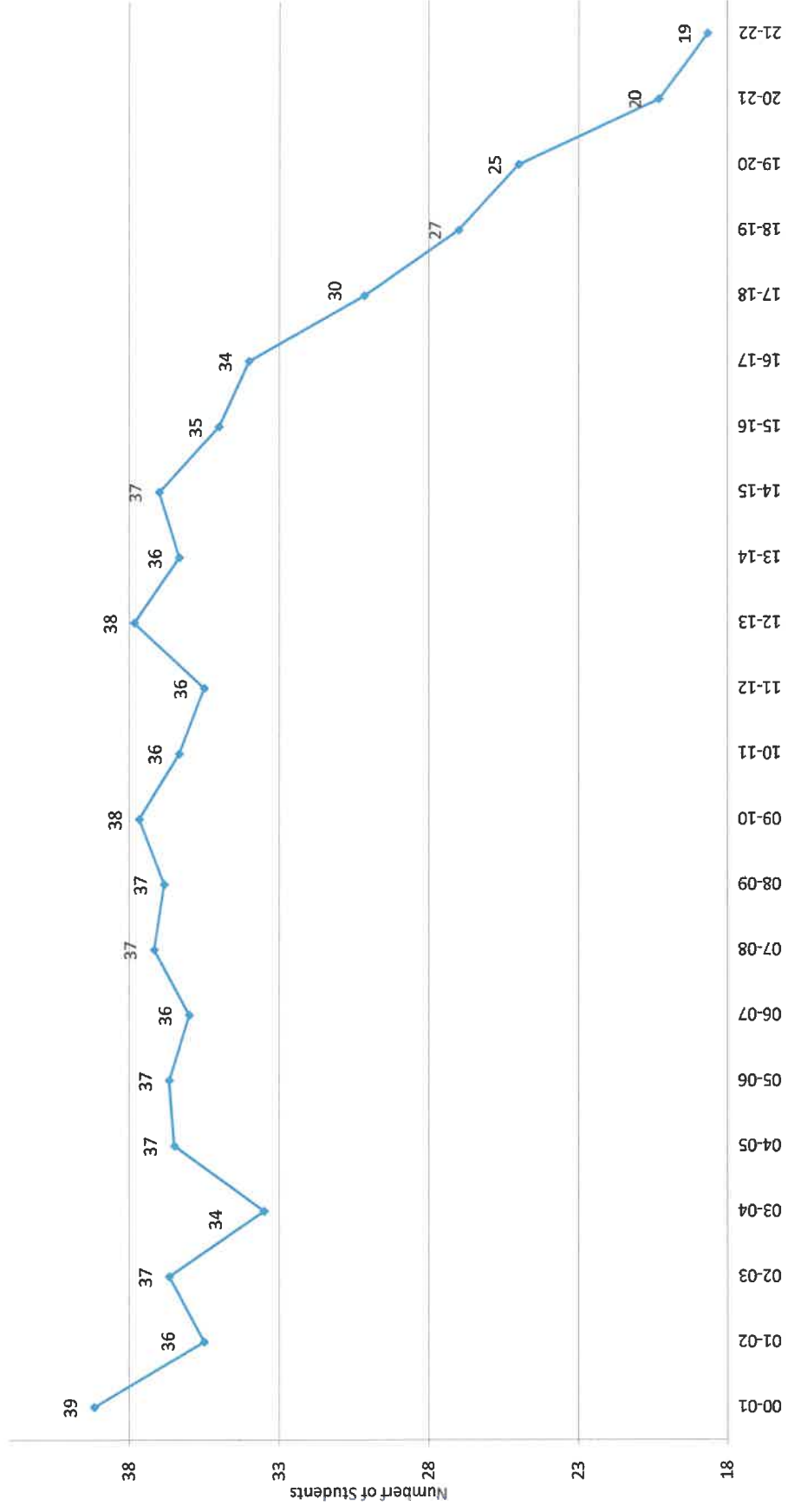
# AVERAGE NUMBER OF STUDENTS BY GRADE LEVEL K-6



# ELEMENTARY SCHOOL ENROLLMENTS (Grades K - 6)



# AVERAGE NUMBER OF STUDENTS BY GRADE LEVEL 7-12





# GMR FALL ENROLLMENT BY SCHOOL YEAR K-12

