

# Stakeholder Feedback for Continuous Improvement

Beecher Road School - *Spring 2019*

*Updated Presentation on Panorama Family Responses*  
*Woodbridge Board of Education – Sept. 16, 2019*



# Purpose of Surveys

---

- Opportunity for stakeholder feedback
- One data point for continuous improvement
- Meets climate survey requirements
- Evaluation plan component
- Measure growth in targeted areas



# Overview

---

- **This Updated High Level Summary Presentation focuses on family response data calibrated to include neutral responses**
- Family Survey- Administered in 2014, 2016, 2018, 2019 - District created questions
- Student, Teacher, Staff Surveys - Administered in 2018, 2019 - Panorama created/normed questions
- Vendor: Panorama Education  
Link emailed to each family  
Paper copies provided as needed



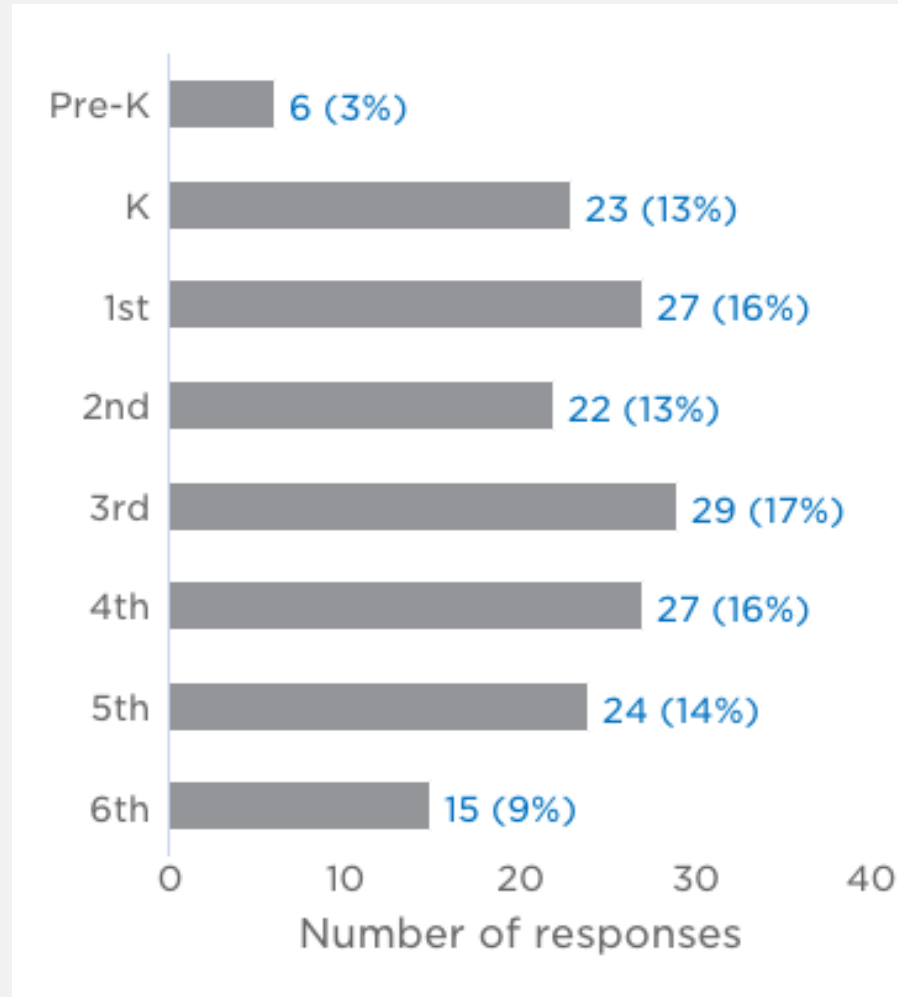
# Participation

---

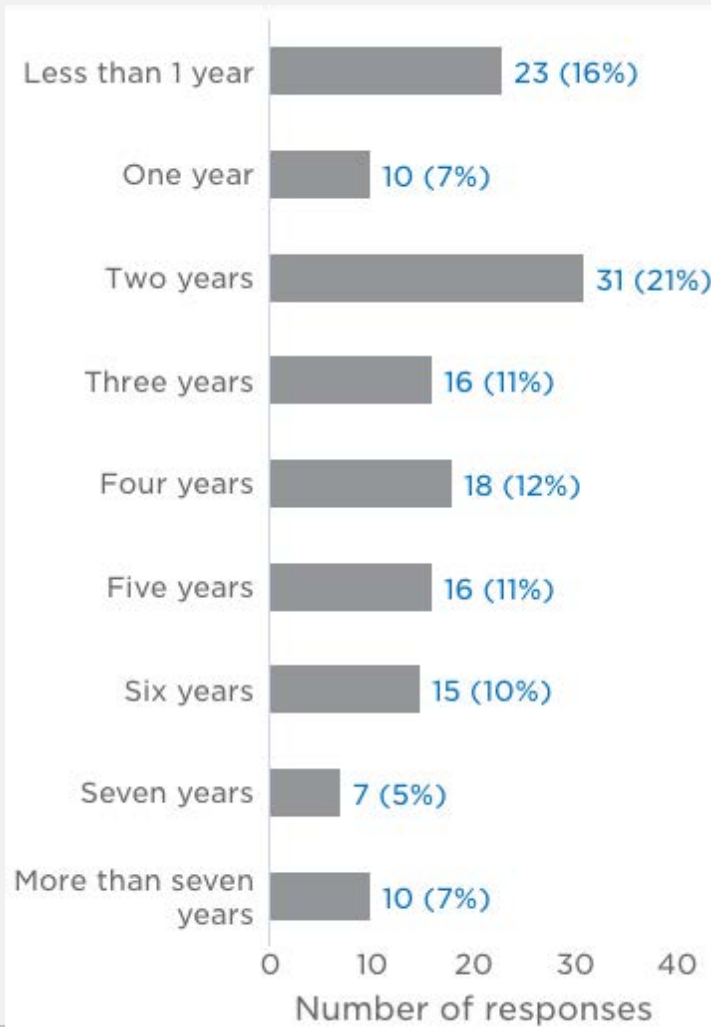
- Family Responses
  - 2014 - 23.8% - 125/525
  - 2016 - 51.7% - 282/545
  - 2018 - 28.7% - 163/567
  - 2019 - 25.9% - 149/579
- Student Responses (3-6)
  - 2018 - 93.5% - 444/475
  - 2019 - 91.8% - 447/487
- Teacher and Staff Responses
  - 2018 - 90.3% - 112/124
  - 2019 - 86.3% - 113/131



# What Grades Are Your Child or Children in?



# How Many Years Your Child or Children Have Attended Beecher



# Family: Topic Summary

## Favorable Responses: 2014-2019

Family data calibrated to include neutral responses  
(Prior % eliminating neutral responses)

Topics	2014	2016	2018	2019
Classroom Climate	78%(88)	84%(93)	82%(92)	80%(90)
Family Engagement	85%(92)	84%(93)	82%(93)	82%(91)
School Fit	78%(89)	84%(94)	79%(91)	77%(87)
School Leadership	81%(81)	83%(95)	72%(92)	68%(86)



# Family: Target questions

## Favorable Responses: 2014 to 2019

Family data calibrated to include neutral responses  
(Prior % eliminating neutral responses)

QUESTION	2014	2016	2018	2019
I am satisfied with the way the school communicates with parents.	81%(89)	82%(89)	78%(90)	77%(85)
Beecher Road School offers my child opportunities to explore areas of interest outside the core content areas.	61%(78)	73%(88)	68%(82)	66%(86)
The school differentiates instruction appropriately to meet my child's academic needs.	66%(82)	72%(88)	70%(82)	64%(75)
The amount and level of difficulty of homework given to my child is appropriate.	69%(77)	72%(80)	60%(75)	60%(70)
Beecher Road School provides students with healthy food choices.	46%(63)	67%(79)	64%(81)	53%(68)
My child's report card clearly communicates what my child is learning.	48%(63)	61%(76)	65%(82)	66%(78)





# Reflections

- Strongest results found in student responses
- Disappointment and surprise with decreased ratings in various areas including feedback to teachers/staff
- Timing of survey coincided with challenging events (budget, etc.)
- Differing responses based on staff experience level/student grade level
- Student gains positive but not as great as expected on target question
- Increase Superintendent contact with staff and families
- Maximize use of staff to enable administration to focus on instruction /feedback in classrooms
- Need for greater understanding of teacher/staff responses
- Work needed in climate, behavior and leadership/staff collaboration



# Initial Steps

- Share Surveys with Stakeholders
- Expand Administration/Staff Collaboration
- Create Staff Resource Handbook (Protocols, etc)
- Increase Administrator Visibility/Feedback
- Increase PD time for TA's
- Assess progress during year - possible focus groups



# Continued Next Steps

## **Ongoing Strategies and Plans**

- Motivational/Inspiration Keynote Speaker for start of year
- Revised Student Behavior Protocols
- Created New Teacher/Staff Handbook
- Establish Weekly Collaboration/PD time for Teacher Assistants/Teacher
- Monthly meetings with Executive Boards/Admin Team, Team Leader Meetings and PLC Teams

Discuss/share/understand/respond to overall findings of Identified Major Focus Areas: Climate, Staff/Leadership Collaboration, Student Behavior Tier I Instruction



# Continued Next Steps

## **Ongoing Strategies and Plans (continued)**

- Established flexible satellite office in south portion of school
- Ongoing Professional Development in climate and student behavior
- Continue implementation of Strategic Development Plan
- Use of Faculty meetings for staff to share successes
- Continue and increase staff social opportunities (Quarterly Breakfasts, etc.)
- Safe School Climate Committee Action Plan
  - BKindness Month
  - Ongoing responsive classroom strategies at faculty mtgs
  - Review of proactive behavioral strategies
  - Maintain/Increase whole school events
  - Peaceful Bus Initiative



# Monitoring

## **Monitoring**

- Discuss Assess progress through monthly meetings  
Executive Board/Admin Team, Team Leaders, PLC teams
- Professional Development Feedback forms
- Annual Spring Survey re-administered

## **Long Range Plans**

- Revisit current survey process/ content as well as potential alternatives



# Stakeholder Feedback for Continuous Improvement

Beecher Road School - *Spring 2019*

*Questions/Comments*








# Archived Slides

From July 20 19 presentation

---






# Family/Parent Responses by Topic

Topic	Percent Favorable 	Change since Spring 2018
Family Engagement	91% 	▼ 2
Classroom Climate	90% 	▼ 2
School Fit	87% 	▼ 4
School Leadership	86% 	▼ 6










# Staff Responses by Topic

Topic	↕ Percent Favorable ?	Change since Spring 2018 ?
Staff-Leadership Relationships	43% 	▼ 16
School Climate	37% 	▼ 21
Professional Learning	33% 	▼ 12
School Leadership	33% 	▼ 21
Feedback and Coaching	27% 	▼ 21








# Teacher Responses by Topic

Topic	⇅ Percent Favorable <sup>?</sup>	Change since Spring 2018 <sup>?</sup>
Staff-Leadership Relationships	70% 	▼ 6
Professional Learning	54% 	▼ 3
School Climate	50% 	▼ 5
School Leadership	48% 	▼ 13
Feedback and Coaching	33% 	▼ 8



# Student Responses by Topic

Topic	⇅ Percent Favorable ?	Change since Spring 2018 ?
School Rigorous Expectations	76% 	▲ 1
School Safety	68% 	▲ 5 Greatest increase
School Teacher-Student Relationships	66% 	▲ 3
School Belonging	65% 	▲ 2
School Climate	56% 	0



# Target Question for Students

## QUESTION

› At your school, how much does the behavior of other students hurt or help your learning?

**31%**  
responded  
favorably

**▲ 2**  
from Spring  
2018



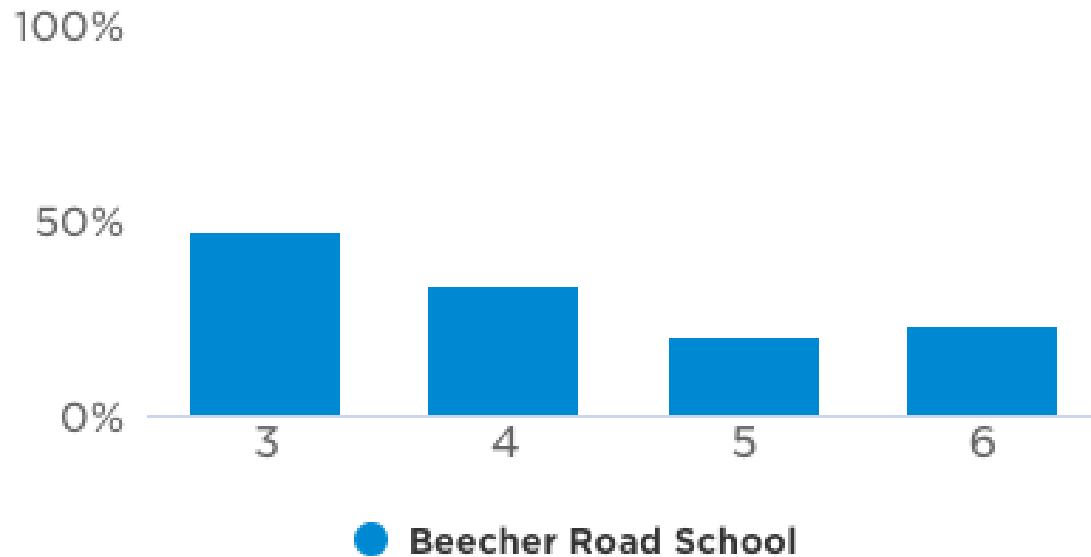
# Target Question for Students

At your school, how much does the behavior of other students hurt or help your learning?

## Breakdown by Student Grade Level



Percentage favorable responses for this question



# Target Question for Teachers and Staff

## Teachers

### QUESTION

› How much feedback do you receive on your teaching?

**28%**  
responded  
favorably

▼ **3**  
from Spring  
2018



## Staff

### QUESTION

› How much feedback do you receive on your work?

**25%**  
responded  
favorably

▼ **13**  
from Spring  
2018



# Target Question for Teachers and Staff:

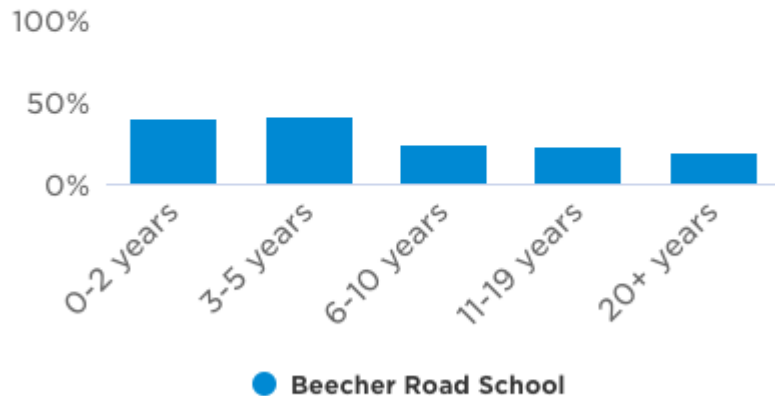
How much feedback do you receive on your work/teaching?

## Teachers

Breakdown by For how many years have you taught at your current school?



Percentage favorable responses for this question



## Staff

Breakdown by For how many years have you worked at your current school?



Percentage favorable responses for this question

