



2018 - 2019 • Accountability At-a-Glance • Vilonia Elementary School

Contact Information
Vilonia Elementary School Vilonia School District
Principal: Kelly Walters Superintendent: David Stephens
15 EAGLE STREET VILONIA, AR 72173-
http://viloniaschools.org (501) 796-2112

Student Information			
Grades	K - 3	Total Enrollment	467
Black	2.14 %	English Learners	1.50 %
Hispanic	3.85 %	Low-Income	47.54 %
White	93.58 %	Special Education	16.70 %

Public School Rating Score (State Accountability: A-F Letter Grade)

State Accountability	78.12	Public School Rating	B	Rating Scale	A = 79.26 and Above B = 72.17 - 79.25 C = 64.98 - 72.16 D = 58.09 - 64.97 F = 0.00 - 58.08
----------------------	--------------	----------------------	----------	--------------	--

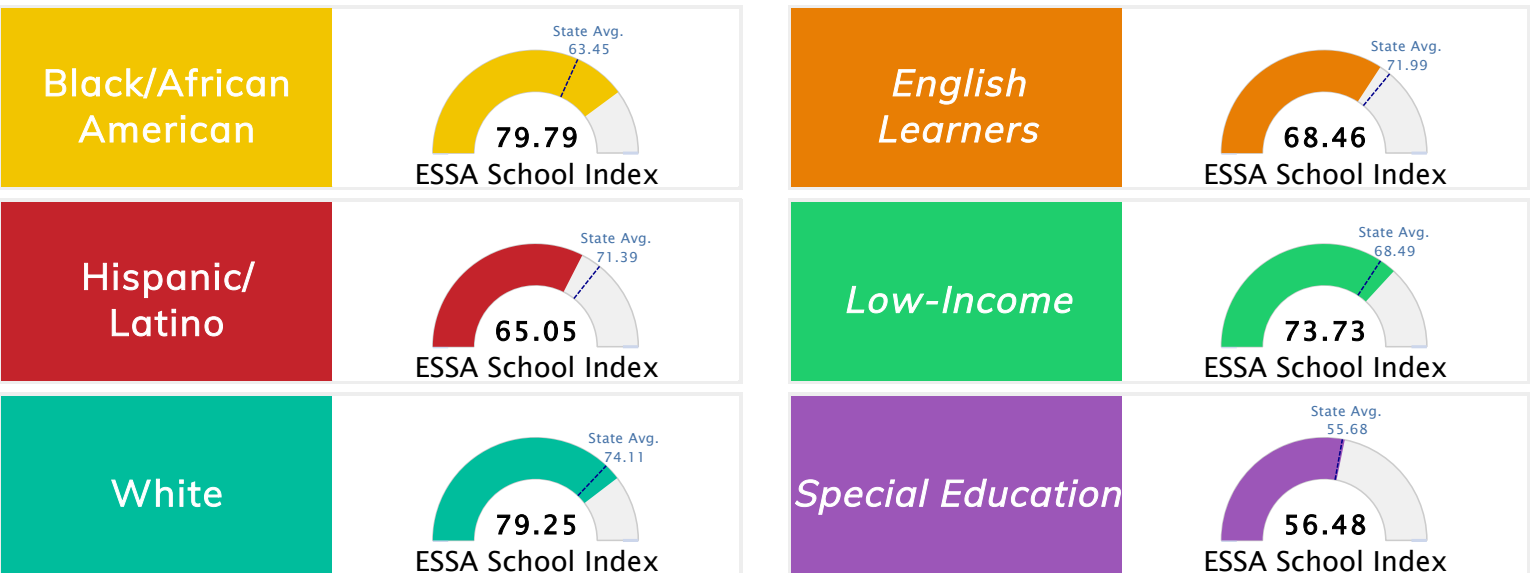
* Alternative Education (AE) program students included in attendance zone for school rating

[Learn More about Public School Rating](#)

School Performance on the ESSA School Index Score (Federal Accountability)



Graph represents where scores fall in comparison to state averages. For more information about the Every Student Succeeds Act and the ESSA School Index, visit arkansased.gov.



Note: Full color represents score

Prepared by the Arkansas Department of Education



2018 - 2019 • Accountability At-a-Glance • Vilonia Primary School

Contact Information
Vilonia Primary School Vilonia School District
Principal: Susan Loyd Superintendent: David Stephens
4 BANE LANE Conway, AR 72173-
http://viloniaschools.org (501) 796-2018

Student Information			
Grades	K - 3	Total Enrollment	388
Black	3.61 %	English Learners	3.35 %
Hispanic	5.15 %	Low-Income	47.68 %
White	89.95 %	Special Education	14.43 %

Public School Rating Score (State Accountability: A-F Letter Grade)

State Accountability	75.04	Public School Rating	B	Rating Scale	A = 79.26 and Above B = 72.17 - 79.25 C = 64.98 - 72.16 D = 58.09 - 64.97 F = 0.00 - 58.08
----------------------	--------------	----------------------	----------	--------------	--

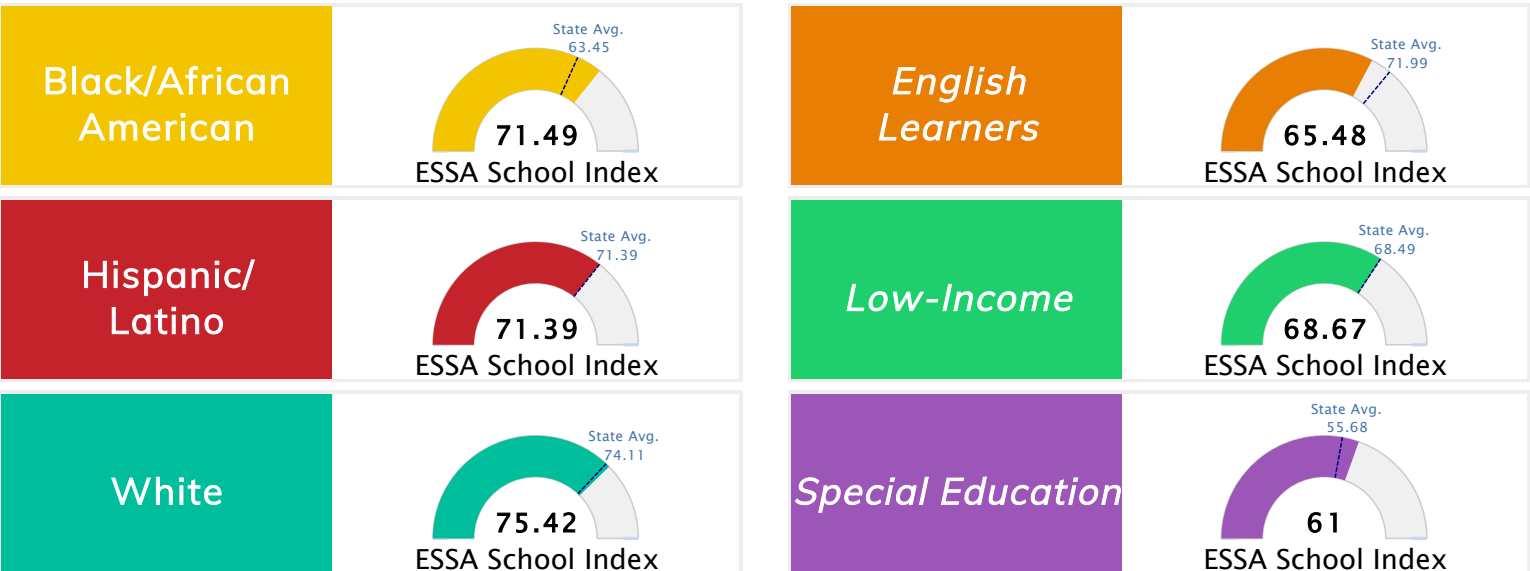
* Alternative Education (AE) program students included in attendance zone for school rating

[Learn More about Public School Rating](#)

School Performance on the ESSA School Index Score (Federal Accountability)



Graph represents where scores fall in comparison to state averages. For more information about the Every Student Succeeds Act and the ESSA School Index, visit arkansased.gov.



Note: Full color represents score

Prepared by the Arkansas Department of Education



2018 - 2019 • Accountability At-a-Glance • Frank Mitchell Intermediate School

Contact Information
Frank Mitchell Intermediate School Vilonia School District
Principal: Andy Pennington Superintendent: David Stephens
98 SOUTH MT OLIVE VILONIA, AR 72173-
http://viloniaschools.org (501) 796-4643

Student Information			
Grades	4 - 6	Total Enrollment	720
Black	1.94 %	English Learners	2.08 %
Hispanic	5.00 %	Low-Income	47.22 %
White	92.36 %	Special Education	17.92 %

Public School Rating Score (State Accountability: A-F Letter Grade)

State Accountability	73.53	Public School Rating	B	Rating Scale	A = 79.26 and Above B = 72.17 - 79.25 C = 64.98 - 72.16 D = 58.09 - 64.97 F = 0.00 - 58.08
----------------------	--------------	----------------------	----------	--------------	--

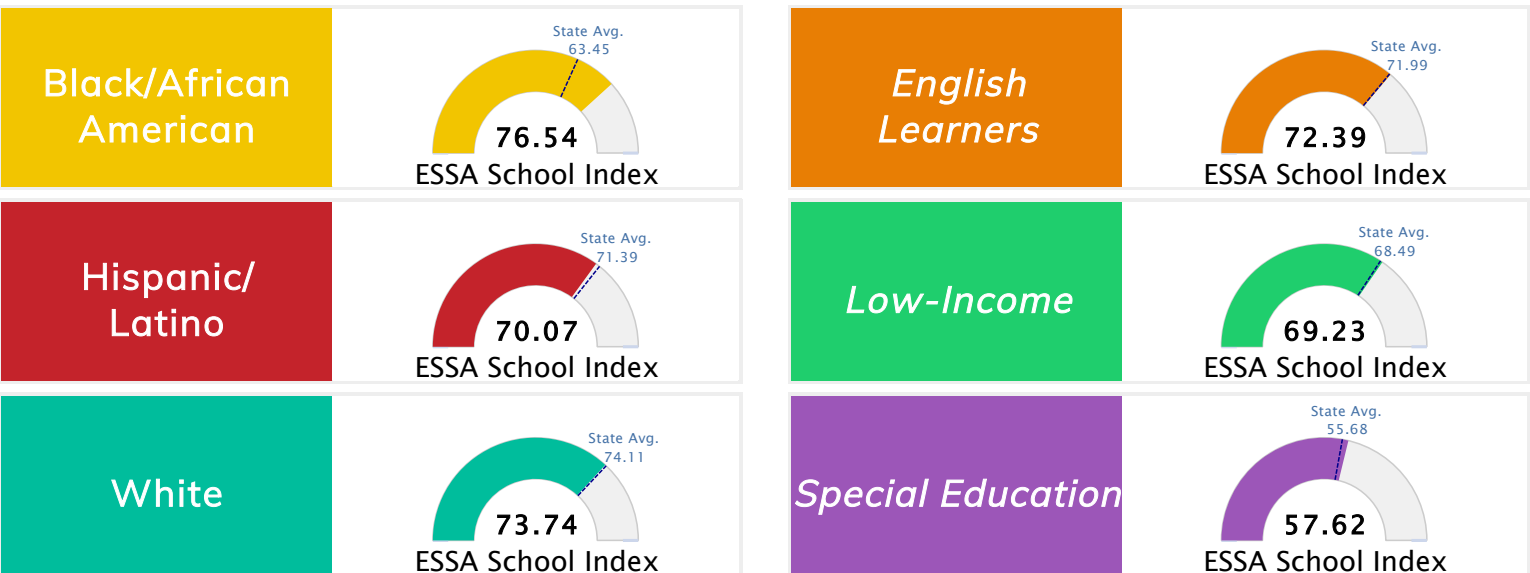
* Alternative Education (AE) program students included in attendance zone for school rating

[Learn More about Public School Rating](#)

School Performance on the ESSA School Index Score (Federal Accountability)



Graph represents where scores fall in comparison to state averages. For more information about the Every Student Succeeds Act and the ESSA School Index, visit arkansased.gov.



Note: Full color represents score

Prepared by the Arkansas Department of Education



2018 - 2019 • Accountability At-a-Glance • Vilonia Middle School

Contact Information
Vilonia Middle School Vilonia School District
Principal: Lori Lombardi Superintendent: David Stephens
49 EAGLE STREET Vilonia, AR 72173-
http://viloniaschools.org (501) 796-2940

Student Information			
Grades	7 - 8	Total Enrollment	488
Black	2.25 %	English Learners	1.64 %
Hispanic	6.15 %	Low-Income	41.19 %
White	90.57 %	Special Education	17.83 %

Public School Rating Score (State Accountability: A-F Letter Grade)

State Accountability	74.11	Public School Rating	B	Rating Scale	A = 75.59 and Above B = 69.94 - 75.58 C = 63.73 - 69.93 D = 53.58 - 63.72 F = 0.00 - 53.57
----------------------	--------------	----------------------	----------	--------------	--

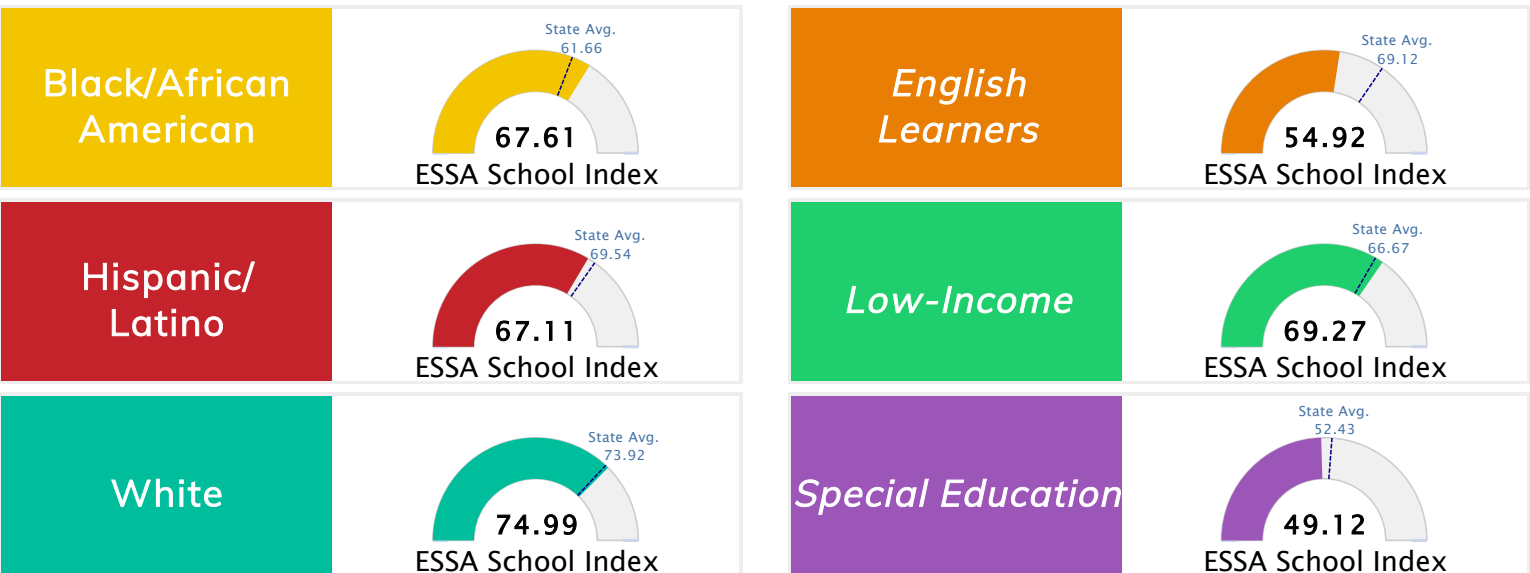
* Alternative Education (AE) program students included in attendance zone for school rating

[Learn More about Public School Rating](#)

School Performance on the ESSA School Index Score (Federal Accountability)



Graph represents where scores fall in comparison to state averages. For more information about the Every Student Succeeds Act and the ESSA School Index, visit arkansased.gov.



Note: Full color represents score

Prepared by the Arkansas Department of Education



2018 - 2019 • Accountability At-a-Glance • Vilonia High School

Contact Information
Vilonia High School Vilonia School District
Principal: Ronnie Simmons Superintendent: David Stephens
1164 MAIN STREET Vilonia, AR 72173-
http://viloniaschools.org (501) 796-2111

Student Information			
Grades	10 - 12	Total Enrollment	718
Black	0.97 %	English Learners	1.95 %
Hispanic	4.60 %	Low-Income	33.84 %
White	92.76 %	Special Education	13.09 %

Public School Rating Score (State Accountability: A-F Letter Grade)

State Accountability	71.42	Public School Rating	B	Rating Scale	A = 73.22 and Above B = 67.96 - 73.21 C = 61.10 - 67.95 D = 52.95 - 61.09 F = 0.00 - 52.94
----------------------	--------------	----------------------	----------	--------------	--

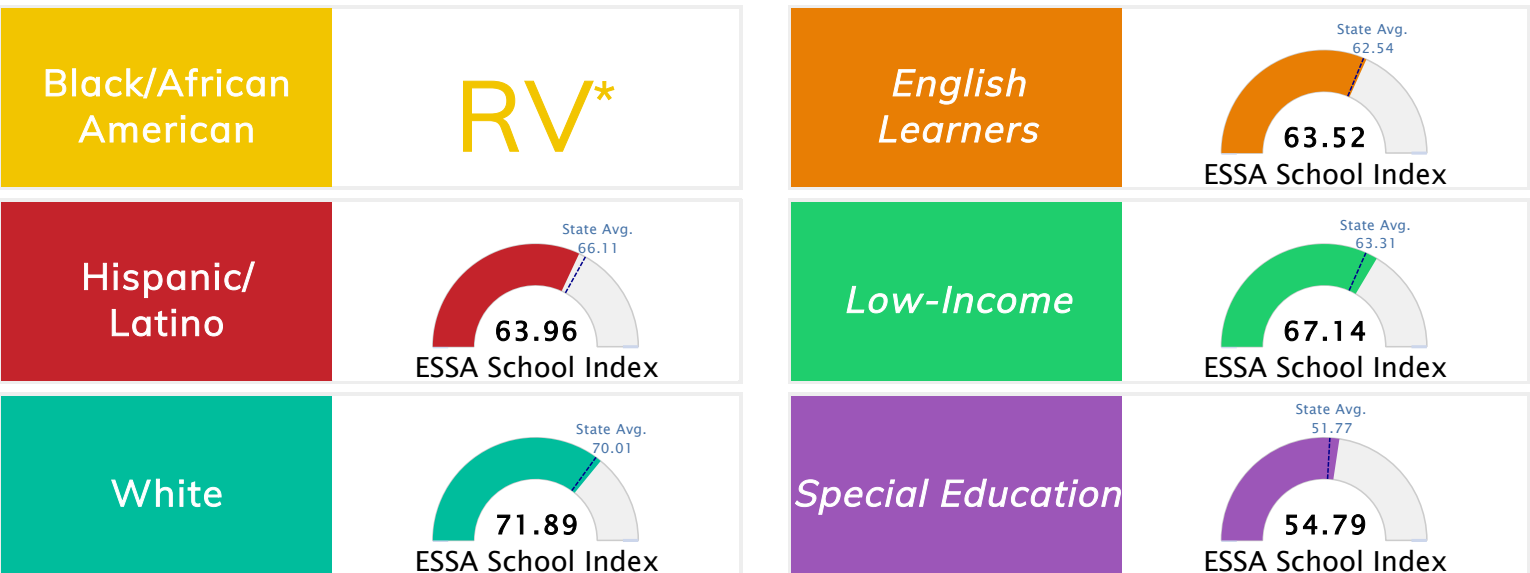
* Alternative Education (AE) program students included in attendance zone for school rating

[Learn More about Public School Rating](#)

School Performance on the ESSA School Index Score (Federal Accountability)



Graph represents where scores fall in comparison to state averages. For more information about the Every Student Succeeds Act and the ESSA School Index, visit arkansased.gov.



Note: Full color represents score

*RV = Restricted Value for sub-pops size < 10

Prepared by the Arkansas Department of Education