

# **Ector County Independent School District**

## **San Jacinto Elementary**

### **2019-2020 Campus Improvement Plan**

# Mission Statement

The mission of San Jacinto, a family of caring and responsible, highly qualified, interdependent, professional educators, parents, students, and community members, is to be advocates in developing responsible citizens and independent, self-disciplined, lifelong learners by challenging students via dynamic, innovative, and engaging educational opportunities to put forth their best effort in a safe and nurturing environment.

# Table of Contents

Comprehensive Needs Assessment	4
Demographics	4
Student Achievement	6
Priority Problem Statements	7
Comprehensive Needs Assessment Data Documentation	8
Goals	9
Goal 1: San Jacinto Elementary will align curriculum, instruction, assessment, and professional learning to promote college and career readiness to positively impact student outcomes to ensure all grade levels and all subject areas meet or exceed state averages by 2024.	9
Goal 2: San Jacinto Elementary will work to retain and recruit highly qualified employees who demonstrate the ability to work together to meet District goals and improve student learning.	17
Goal 3: San Jacinto Elementary will establish and maintain strong partnerships with parents, the community, businesses, and local partnerships.	18
Goal 4: San Jacinto Elementary will provide and promote a safe climate that is conducive to learning.	19
Goal 5: San Jacinto Elementary will utilize financial resources in a responsible and data-driven manner to support student learning.	20
Goal 6: San Jacinto Elementary will utilize technology to enhance instruction, create efficient processes, and increase communication and collaboration within the district and with all stakeholders.	21
Comprehensive Support Strategies	23
PBMAS Intervention Strategies	24
Campus Funding Summary	25

# Comprehensive Needs Assessment

## Demographics

### Demographics Summary

School Progress Academic Growth 2018 and beyond

Percent Met or Exceeded Progress years 2013-2017

Reading

Year	State	Campus	H	W	AA	Asian	2 or More	ECO	Special Ed	ELL
2019		73	75	74	**	**	**	71	43	71
2018		74	73	79	**	**	**	75	71	70
2017		66	67	**	**	**	**	70		57

Year	State	Campus	H	W	AA	Asian	2 or More	ECO	Special Ed	ELL
2019		85	89	74	**	**	**	83	56	88
2018		88	90	79	**	**	**	91	93	88
2017		80	79	93	**	**	**	80		

### Demographics Strengths

### Problem Statements Identifying Demographics Needs

**Problem Statement 1:** In 2018-2019, White students performed below the campus grade level percentage of students who approached grade level standards on STAAR Reading. **Root Cause:** Inconsistent implementation of balanced literacy instruction and planning of lessons in grades K-2. Lack of administration monitoring student achievement for white students.

**Problem Statement 2:** In 2018-2019, EL's in 4th grade performed below the campus grade level percentage of students who approached grade level standards on STAAR MATH. **Root Cause:** Inconsistent monitoring of EL students in 4th grade. Substitute teacher with limited skills in the 4th grade bilingual position.

# Student Achievement

## Student Achievement Summary

School Progress Academic Growth 2018 and beyond

Percent Met or Exceeded Progress years 2013-2017

Reading

Year	State	Campus	H	W	AA	Asian	2 or More	ECO	Special Ed	ELL
2019		73	75	74	**	**	**	71	43	71
2018		74	73	79	**	**	**	75	71	70
2017		66	67	**	**	**	**	70		57

Math

Year	State	Campus	H	W	AA	Asian	2 or More	ECO	Special Ed	ELL
2019		85	89	74	**	**	**	83	56	88
2018		88	90	79	**	**	**	91	93	88
2017		80	79	93	**	**	**	80		82

## Student Achievement Strengths

### Problem Statements Identifying Student Achievement Needs

**Problem Statement 1:** In 2018-2019, San Jacinto did not meet the reading target score of a 44%. San Jacinto scored a 43%, missing target by 1 %. **Root Cause:** In consistent implementation of the reading program and lack of monitoring in K-2.

# Priority Problem Statements

**Problem Statement 1:** In 2018-2019, White students performed below the campus grade level percentage of students who approached grade level standards on STAAR Reading.

**Root Cause 1:** Inconsistent implementation of balanced literacy instruction and planning of lessons in grades K-2. Lack of administration monitoring student achievement for white students.

**Problem Statement 1 Areas:** Demographics

**Problem Statement 2:** In 2018-2019, EL's in 4th grade performed below the campus grade level percentage of students who approached grade level standards on STAAR MATH.

**Root Cause 2:** Inconsistent monitoring of EL students in 4th grade. Substitute teacher with limited skills in the 4th grade bilingual position.

**Problem Statement 2 Areas:** Demographics

**Problem Statement 3:** In 2018-2019, San Jacinto did not meet the reading target score of a 44%. San Jacinto scored a 43%, missing target by 1 %.

**Root Cause 3:** In consistent implementation of the reading program and lack of monitoring in K-2.

**Problem Statement 3 Areas:** Student Achievement

# Comprehensive Needs Assessment Data Documentation

The following data were used to verify the comprehensive needs assessment analysis:



# Goals





**Goal 1: San Jacinto Elementary will align curriculum, instruction, assessment, and professional learning to promote college and career readiness to positively impact student outcomes to ensure all grade levels and all subject areas meet or exceed state averages by 2024.**

**Performance Objective 1:** Students achieving the Meets Standard on state assessments will increase from 76% to 85% across all tested grade levels and content areas by May 2020.

**Evaluation Data Source(s) 1:** State Accountability 2019, 2020

**Summative Evaluation 1:**

Strategy Description	Monitor	Strategy's Expected Result/Impact	Reviews			
			Formative			Summative
			Oct	Dec	Mar	May
<p><b>Comprehensive Support Strategy</b>  <b>Targeted Support Strategy</b>  <b>PBMAS</b>  <b>TEA Priorities</b>                      Improve low-performing schools                      1) Student data will be tracked after every approved assessment. Teachers will use intervention time to pull targeted students according to data.                      Tier I instruction will be well planned, executed, and monitored.                      Teachers will attend training on engagement and instructional strategies in order to enhance tier I instruction.</p>	<p>Monitored by teachers and by administrators.</p>	<p>Improvement is % passing.</p>				
<p><b>Problem Statements:</b> Demographics 2  <b>Funding Sources:</b> Title One School-wide - 0.00</p>						

Strategy Description	Monitor	Strategy's Expected Result/Impact	Reviews			
			Formative			Summative
			Oct	Dec	Mar	May
 = Accomplished  = Continue/Modify  = No Progress  = Discontinue						

**Performance Objective 1 Problem Statements:**

Demographics
<p><b>Problem Statement 2:</b> In 2018-2019, EL's in 4th grade performed below the campus grade level percentage of students who approached grade level standards on STAAR MATH. <b>Root Cause 2:</b> Inconsistent monitoring of EL students in 4th grade. Substitute teacher with limited skills in the 4th grade bilingual position.</p>

**Goal 1:** San Jacinto Elementary will align curriculum, instruction, assessment, and professional learning to promote college and career readiness to positively impact student outcomes to ensure all grade levels and all subject areas meet or exceed state averages by 2024.

**Performance Objective 2:** Students achieving the Masters Standard on state assessments will increase from 22% to 35% across all tested grade levels and content areas by May 2020.

**Evaluation Data Source(s) 2:** State Accountability 2019, 2020

**Summative Evaluation 2:**

Strategy Description	Monitor	Strategy's Expected Result/Impact	Reviews			
			Formative			Summative
			Oct	Dec	Mar	May
<b>Comprehensive Support Strategy</b> <b>Targeted Support Strategy</b> 1) Data will be analyzed, student groups will be determined on who is able to reach the master level. Teachers will commit to 9 students who will achieve Masters. Teachers will work closely with the selected students throughout the year.	Teachers and administrators through data talks.					
<b>Problem Statements:</b> Student Achievement 1						

**Performance Objective 2 Problem Statements:**

Student Achievement
<b>Problem Statement 1:</b> In 2018-2019, San Jacinto did not meet the reading target score of a 44%. San Jacinto scored a 43%, missing target by 1 %. <b>Root Cause 1:</b> In consistent implementation of the reading program and lack of monitoring in K-2.

**Goal 1:** San Jacinto Elementary will align curriculum, instruction, assessment, and professional learning to promote college and career readiness to positively impact student outcomes to ensure all grade levels and all subject areas meet or exceed state averages by 2024.

**Performance Objective 3:** Students achieving the Meets Standard on the state assessments in Reading and Writing will increase by 10% by May 2020.

3rd Grade Reading from 65% to 70%

4th Grade Reading from 70% to 75%

5th Grade Reading from 82% to 88%

4th Grade Writing from 54% to 70%

**Evaluation Data Source(s) 3:** State Accountability 2019, 2020

**Summative Evaluation 3:**

Strategy Description	Monitor	Strategy's Expected Result/Impact	Reviews			
			Formative			Summative
			Oct	Dec	Mar	May
<p><b>Comprehensive Support Strategy</b>  <b>Targeted Support Strategy</b>                      1) 1) Student data will be tracked after every approved assessment. Teachers will use intervention time to pull targeted students according to data.                      Tier I instruction will be well planned, executed, and monitored.</p>	<p>Teachers and administrators will monitor through data sources and make adjustments.</p>					
<p><b>Problem Statements:</b> Demographics 1, 2 - Student Achievement 1</p>						

**Performance Objective 3 Problem Statements:**

Demographics
<p><b>Problem Statement 1:</b> In 2018-2019, White students performed below the campus grade level percentage of students who approached grade level standards on STAAR Reading. <b>Root Cause 1:</b> Inconsistent implementation of balanced literacy instruction and planning of lessons in grades K-2. Lack of administration monitoring student achievement for white students.</p>
<p><b>Problem Statement 2:</b> In 2018-2019, EL's in 4th grade performed below the campus grade level percentage of students who approached grade level standards on STAAR MATH. <b>Root Cause 2:</b> Inconsistent monitoring of EL students in 4th grade. Substitute teacher with limited skills in the 4th grade bilingual position.</p>

## Student Achievement

**Problem Statement 1:** In 2018-2019, San Jacinto did not meet the reading target score of a 44%. San Jacinto scored a 43%, missing target by 1 %. **Root Cause 1:** In consistent implementation of the reading program and lack of monitoring in K-2.

**Goal 1:** San Jacinto Elementary will align curriculum, instruction, assessment, and professional learning to promote college and career readiness to positively impact student outcomes to ensure all grade levels and all subject areas meet or exceed state averages by 2024.

**Performance Objective 4:** Students achieving the Meets Standard on state assessments in Math will increase by 10% in each tested grade level by May 2020.





3rd Grade Math from 70% to 75%

4th Grade Math from 83% to 89%

5th Grade Math from 92% to 95%

**Evaluation Data Source(s) 4:** 2020 State Accountability

**Summative Evaluation 4:**

Strategy Description	Monitor	Strategy's Expected Result/Impact	Reviews			
			Formative			Summative
			Oct	Dec	Mar	May
<p><b>Comprehensive Support Strategy</b>  <b>Targeted Support Strategy</b>                      1) 1) Student data will be tracked after every approved assessment. Teachers will use intervention time to pull targeted students according to data.                      Tier I instruction will be well planned, executed, and monitored.                      Selected teachers will attend training at the Ron Clark Academy and GYTO conference that will enhance our teacher lesson delivery/.</p>	Teachers and administrators will monitor and make adjustments.					
<div style="display: flex; justify-content: space-around; align-items: center;"> <div style="text-align: center;">  = Accomplished                 </div> <div style="text-align: center;">  = Continue/Modify                 </div> <div style="text-align: center;">  = No Progress                 </div> <div style="text-align: center;">  = Discontinue                 </div> </div>						

**Goal 1:** San Jacinto Elementary will align curriculum, instruction, assessment, and professional learning to promote college and career readiness to positively impact student outcomes to ensure all grade levels and all subject areas meet or exceed state averages by 2024.

**Performance Objective 5:** Students achieving the Meets Standard on state assessments in Science will increase by 5% by May 2020. 5th Science from 28% to 60%

**Evaluation Data Source(s) 5:** 2020 State Accountability

**Summative Evaluation 5:**

Strategy Description	Monitor	Strategy's Expected Result/Impact	Reviews			
			Formative			Summative
			Oct	Dec	Mar	May
<b>Comprehensive Support Strategy</b> <b>Targeted Support Strategy</b> 1) Teachers will attend training in the subject area and will enhance their lessons. Solid Tier I instruction will impart student achievement.	Administrators will hold teachers accountable for Tier I instruction by monitoring and adjusting.					

**Goal 1:** San Jacinto Elementary will align curriculum, instruction, assessment, and professional learning to promote college and career readiness to positively impact student outcomes to ensure all grade levels and all subject areas meet or exceed state averages by 2024.

**Performance Objective 6:** ECISD retention rates will be 0.1% below state average in all grade levels K-8 by 2020.

**Evaluation Data Source(s) 6:** District PEIMS Retention Report

**Summative Evaluation 6:**

**Goal 1:** San Jacinto Elementary will align curriculum, instruction, assessment, and professional learning to promote college and career readiness to positively impact student outcomes to ensure all grade levels and all subject areas meet or exceed state averages by 2024.

**Performance Objective 7:** ECISD student attendance rate will increase from 94.6% to 95.7% by May 2020 (State average was 95.7% in 2017).

**Evaluation Data Source(s) 7:** District attendance reports

**Summative Evaluation 7:**

**Goal 1:** San Jacinto Elementary will align curriculum, instruction, assessment, and professional learning to promote college and career readiness to positively impact student outcomes to ensure all grade levels and all subject areas meet or exceed state averages by 2024.

**Performance Objective 8:** English Learners achieving Advanced and Advanced High Composite Level scores will increase by 5 percentage points for the academic year 2019-2020.

TELPAS Advanced Level from 37.86% to 42.86%  
TELPAS Advanced High Level from 9.9% to 14.9%

**Evaluation Data Source(s) 8:** TELPAS ratings 2020

**Summative Evaluation 8:**



**Goal 2: San Jacinto Elementary will work to retain and recruit highly qualified employees who demonstrate the ability to work together to meet District goals and improve student learning.**

**Performance Objective 1:** By May 2021, the ECISD teacher turnover rate will decrease from 18.6% to 16% (state turnover rate is 16.6%).

**Evaluation Data Source(s) 1:** TAPR

System Data

Exit Survey Data

**Summative Evaluation 1:**

**Goal 2:** San Jacinto Elementary will work to retain and recruit highly qualified employees who demonstrate the ability to work together to meet District goals and improve student learning.

**Performance Objective 2:** ECISD will reduce teacher vacancies from an average of 220 in 2018-19 to less than 100 by the start of the 2020-21 school year. ECISD will also reduce vacancies in all other areas from an average of 150 in 2018-19 to less than 50 by the start of the 2020-21 school year.

**Evaluation Data Source(s) 2:** Entry Survey Data

Exit Survey Data

TAPR Report - Retention

**Summative Evaluation 2:**

### **Goal 3: San Jacinto Elementary will establish and maintain strong partnerships with parents, the community, businesses, and local partnerships.**

**Performance Objective 1:** Improve customer service and community perceptions of ECISD from XX to an 80% as measured by a district created Customer Service Survey by 2024.

**Evaluation Data Source(s) 1:** Pre and Post Surveys  
District/Campus Customer Satisfaction Feedback

**Summative Evaluation 1:**

**Goal 3:** San Jacinto Elementary will establish and maintain strong partnerships with parents, the community, businesses, and local partnerships.

**Performance Objective 2:** Streamline the flow of communication so that customers are efficiently directed to the proper department in order to have their questions answered in a timely manner.

**Evaluation Data Source(s) 2:**

**Summative Evaluation 2:**

**Goal 3:** San Jacinto Elementary will establish and maintain strong partnerships with parents, the community, businesses, and local partnerships.

**Performance Objective 3:** Encourage partnerships with community health-based agencies and individuals as educational resources to improve the wellness of ECISD students, faculty, staff, and their families.

**Evaluation Data Source(s) 3:**

**Summative Evaluation 3:**

## **Goal 4: San Jacinto Elementary will provide and promote a safe climate that is conducive to learning.**

**Performance Objective 1:** Special programs will be offered to support the unique needs of students at various social/ emotional levels of functioning in order to promote a safe climate that is conducive to learning.

**Evaluation Data Source(s) 1:** Program rosters, attendance data, completion and graduation rates

**Summative Evaluation 1:**

**Goal 4:** San Jacinto Elementary will provide and promote a safe climate that is conducive to learning.

**Performance Objective 2:** ECISD will ensure training for 100% of the staff will occur annually to promote the safety of all students.

**Evaluation Data Source(s) 2:** Staff sign-in, archived training documents

**Summative Evaluation 2:**

**Goal 5: San Jacinto Elementary will utilize financial resources in a responsible and data-driven manner to support student learning.**

**Performance Objective 1:** San Jacinto staff will attend training and conferences that will enhance students learning. San Jacinto will purchase additional resources to target TIER 3 instruction according to data.

**Evaluation Data Source(s) 1:**

**Summative Evaluation 1:**

**Goal 6: San Jacinto Elementary will utilize technology to enhance instruction, create efficient processes, and increase communication and collaboration within the district and with all stakeholders.**

**Performance Objective 1:** Reduce the number of student transfer code errors from 30% to 15% in ITCCS by May 2020.

**Evaluation Data Source(s) 1:** ITCCS reports

**Summative Evaluation 1:**

**Goal 6:** San Jacinto Elementary will utilize technology to enhance instruction, create efficient processes, and increase communication and collaboration within the district and with all stakeholders.

**Performance Objective 2:** 100% of campus improvement plans will be aligned to the district improvement plan by August 2019.

**Evaluation Data Source(s) 2:** 2019-2020 Campus improvement Plans

**Summative Evaluation 2:**

**Goal 6:** San Jacinto Elementary will utilize technology to enhance instruction, create efficient processes, and increase communication and collaboration within the district and with all stakeholders.

**Performance Objective 3:** Increase student computer (wireless device) ratio to a minimum of one computer per four students. Moving towards a long term goal of one computer per student at each campus by 2024 pending approval.

**Evaluation Data Source(s) 3:** Campus inventory and student enrollment.

**Summative Evaluation 3:**

**Goal 6:** San Jacinto Elementary will utilize technology to enhance instruction, create efficient processes, and increase communication and collaboration within the district and with all stakeholders.

**Performance Objective 4:** Increase wireless network connectivity to support additional wireless devices by 2024 pending approval.

**Evaluation Data Source(s) 4:** District wireless network survey.

**Summative Evaluation 4:**

**Goal 6:** San Jacinto Elementary will utilize technology to enhance instruction, create efficient processes, and increase communication and collaboration within the district and with all stakeholders.

within the district and with all stakeholders.

**Performance Objective 5:** Increase network bandwidth from 5gb to 10gb to 20gb to support additional wireless and network devices by the year 2024 pending approval.

**Evaluation Data Source(s) 5:** Network inventory.

**Summative Evaluation 5:**

**Goal 6:** San Jacinto Elementary will utilize technology to enhance instruction, create efficient processes, and increase communication and collaboration within the district and with all stakeholders.

**Performance Objective 6:** Increase the use of digital tools and strategies using cloud-based applications by 2020.

**Evaluation Data Source(s) 6:** Usage reports

**Summative Evaluation 6:**

**Goal 6:** San Jacinto Elementary will utilize technology to enhance instruction, create efficient processes, and increase communication and collaboration within the district and with all stakeholders.

**Performance Objective 7:** Increase the use of parent portal activity from 37% to 60% by 2020.

**Evaluation Data Source(s) 7:** txConnect administrator reports.

**Summative Evaluation 7:**

# Comprehensive Support Strategies

Goal	Objective	Strategy	Description
1	1	1	Student data will be tracked after every approved assessment. Teachers will use intervention time to pull targeted students according to data. Tier I instruction will be well planned, executed, and monitored. Teachers will attend training on engagement and instructional strategies in order to enhance tier I instruction.
1	2	1	Data will be analyzed, student groups will be determined on who is able to reach the master level. Teachers will commit to 9 students who will achieve Masters. Teachers will work closely with the selected students throughout the year.
1	3	1	1) Student data will be tracked after every approved assessment. Teachers will use intervention time to pull targeted students according to data. Tier I instruction will be well planned, executed, and monitored.
1	4	1	1) Student data will be tracked after every approved assessment. Teachers will use intervention time to pull targeted students according to data. Tier I instruction will be well planned, executed, and monitored. Selected teachers will attend training at the Ron Clark Academy and GYTO conference that will enhance our teacher lesson delivery/.
1	5	1	Teachers will attend training in the subject area and will enhance their lessons. Solid Tier I instruction will impart student achievement.

# PBMAS Intervention Strategies

Goal	Objective	Strategy	Description
1	1	1	Student data will be tracked after every approved assessment. Teachers will use intervention time to pull targeted students according to data. Tier I instruction will be well planned, executed, and monitored. Teachers will attend training on engagement and instructional strategies in order to enhance tier I instruction.



# Campus Funding Summary

<b>Title One School-wide</b>					
<b>Goal</b>	<b>Objective</b>	<b>Strategy</b>	<b>Resources Needed</b>	<b>Account Code</b>	<b>Amount</b>
1	1	1	Resources and Professional Development		\$0.00
<b>Sub-Total</b>					\$0.00
<b>Grand Total</b>					\$0.00