




OUR students...THE future

Advanced Academic Services

2021-2023



Leadership

Dr. Lilia Nanez

Associate Superintendent of Curriculum and Instruction

Dr. Andrea Moreno-Hewitt

Executive Director of Curriculum and Instruction

Dr. Kristen Vesely

Director of Advanced Academic Services

Stephanie Wright

Elementary Advanced Academic Services Coordinator

Heath Anderson

Secondary Advanced Academic Services Coordinator



Team Members

4 Gifted and Talented Specialists

(K-2 GT Inclusion)

11 Gifted and Talented Teachers

(3-Elementary 6 Pull-Out)

4 Secondary Specialists

(6-12 Advanced Academics)

4 Campus AP Coordinators

(New Tech, Odessa HS, and Permian HS)

2 Campus IB Coordinators

(Odessa HS and Crockett MS)



Presentations

State Level:

- gift ED22
- gift ED23
- Texas Association for the Gifted and Talented Leadership Conference 2022, 2023, 2024
- Texas Association for the Gifted and Talented Equity and Access 2021, 2022, 2023

National Level:

- National Association Gifted Children Forum 2022
- Advanced Placement National Conference 2023

Depth and Complexity Trainer of Teachers



Programs and Services

- Gifted and Talented (K-12)
- City Chess Tournament (3-12)
- Camp Scholars in Progress (2-8)
- Honors (6-10)
- International Honors (6-10)
- Advanced Placement (9-12)
- International Baccalaureate (10-12)
- SAT, PSAT/NMSQT, PSAT8/9
- Academic Decathlon & Octathlon



Student Participants

Program and Service	Number of Students
Gifted & Talented	3,472
Middle School Honors	2,418
High School Honors	2,820
Advanced Placement	2,041
International Honors	488
International Baccalaureate Diploma Programme	47
International Baccalaureate Middle Years Programme	Coming Soon!



Gifted and Talented

K-12 Services

Chess for Champs

- Chess Tournament 3rd - 12th Grade
- 300-400 students



Summer Camp Scholars in Progress

- Elementary and Middle School
- 200 Elementary
- 100 Middle School
- 60-70 High School – Junior Counselors





Advisory Committee

Connie Drager – *Elementary Cluster Teacher*

Julie Marshall – *Elementary Principal*

Maribel Aranda – *Director of Leadership*

Martha Burrola – *Secondary Teacher*

Rachel Waite – *Secondary Parent*

Jacque Carrillo – *Elementary Gifted and Talented Program Teacher*

Laura Gomez – *Parent Advocacy Committee Representative*

Amanda Vesely – *Secondary Parent and Special Education Representative*

Robin Fawcett – *Former GT Parent and District Leader*

Dr. Andrea Moreno Hewitt – *Executive Director of Curriculum and Instruction*



TEA's Goal for Gifted Education

Students who participate in services designed for gifted and talented students will demonstrate skills in

self-directed learning, thinking, research,
and **communication**

as evidenced by the development of

innovative products and **performances** that reflect individuality and creativity and are advanced in relation to students of similar age, experience, or environment.

High school graduates who have participated in services for gifted and talented students will have produced products and performances of **professional quality as part of their program services**.



Who are the GT Students?

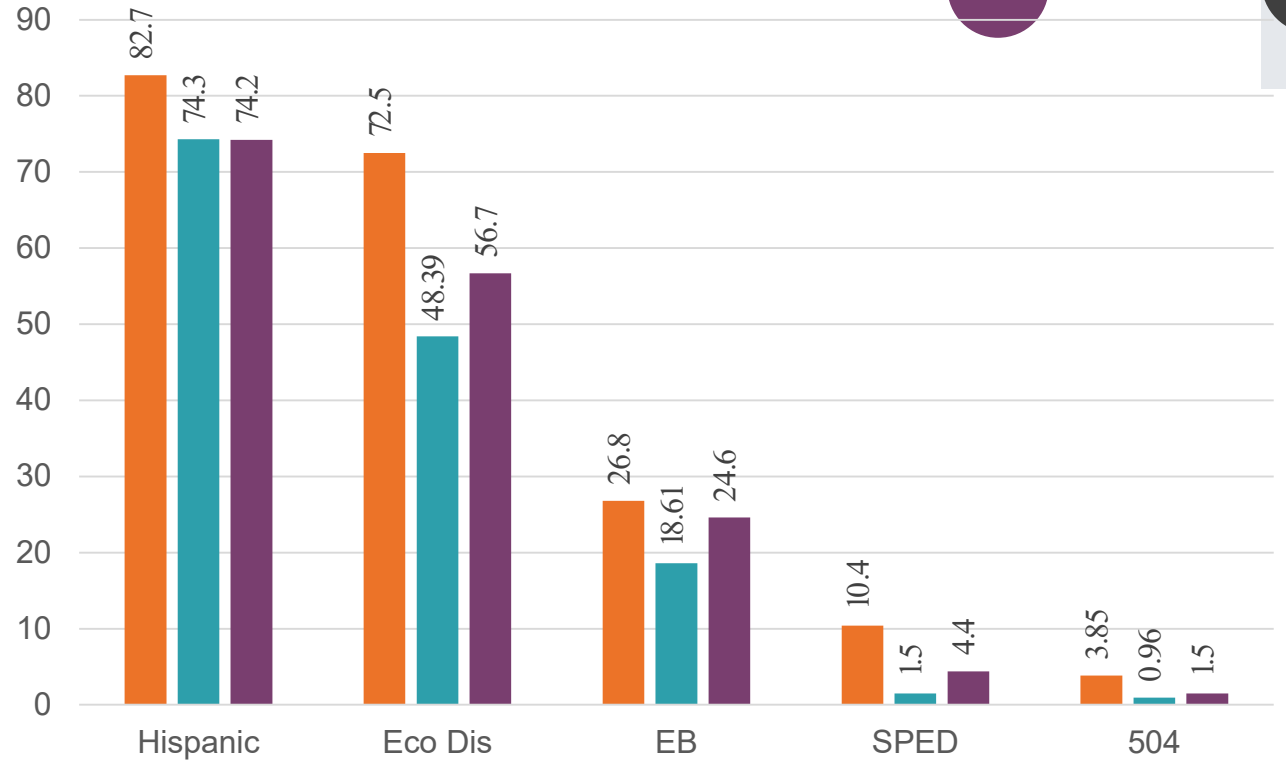
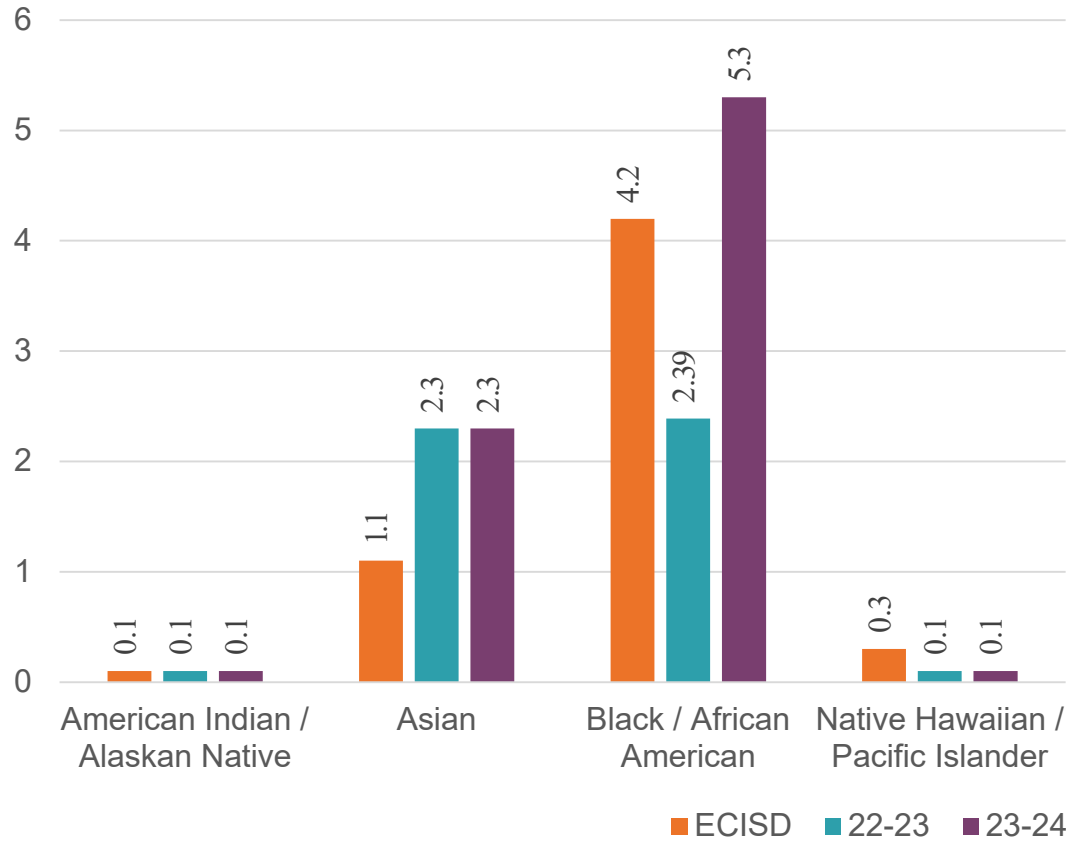


	Total Students	American Indian / Alaskan Native	Asian	Black / African American	Hispanic	Native Hawaiian / Pacific Islander	White	Eco Dis	EB	SpEd	504
ECISD	34,305	58 (.1%)	351 (1.1%)	1,462 (4.2%)	27,548 (82.7%)	100 (.3%)	4,402 (13.2%)	24,151 (72.5%)	8,851 (26.8%)	3,475 (10.4%)	1,259 (3.8%)
2023-2024	3,472 (10.1%)	4 (.1%)	78 (2.3%)	180 (5.3%)	2,541 (74.2%)	3 (.1%)	638 (18.6%)	1,942 (56.7%)	843 (24.6%)	151 (4.4%)	50 (1.5%)

	Elementary Total Students	Middle School Totals	High School Totals
ECISD	15,256	6,967	9,036
Gifted & Talented	1,472 (9.64%)	915 (13.1%)	1,085 (12%)



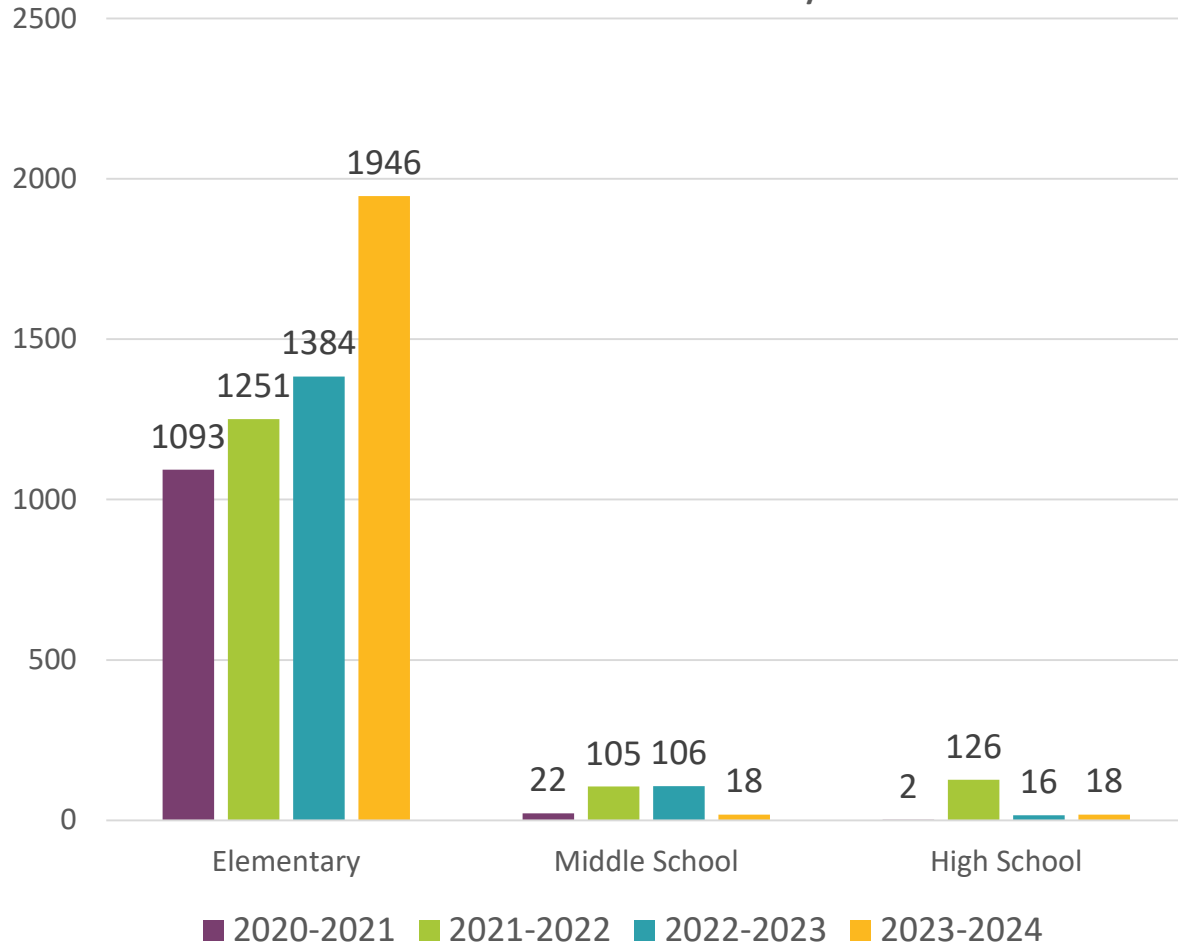
Demographic Changes





Identification

Total Number of Testers by Year



Grade	Community Referrals	Teacher Referrals	Total Referrals	Total Identified
Kinder	17	445	462	92
1 st Grade	12	387	399	117
2 nd Grade	8	311	319	53
3 rd Grade	11	265	276	42
4 th Grade	6	221	227	31
5 th Grade	1	258	259	44
Elem. 6 th	3	1	4	4
6 th Grade	0	1	1	0
7 th Grade	6	2	8	6
8 th Grade	6	2	8	1
9 th Grade	6	0	6	3
10 th Grade	11	0	11	3
11 th Grade	1	0	1	0
Totals	84	1897	1981	393



Chart of Services



Kindergarten, First, & Second	Third, Fourth, Fifth & Elem. Sixth	Middle School	High School
Clustered Inclusion	Pull-out (120 min weekly) AND Clustered Classes	Honors Classes <u>Choice:</u> International Baccalaureate	International Honors Honors Advanced Placement <u>Choice:</u> CTE Classes International Baccalaureate
Other Services: Camp Scholars In Progress Chess Tournaments Showcase Super Saturday		Other Services: Luminous Minds Chess Tournament Camp Scholars In Progress Super Saturday	Other Services: Camp Scholars In Progress Jr Counselors Chess Tournament Super Saturday Academic Decathlon Academic Octathlon



External Program Review

Strengths

- “ECISD has admirably fulfilled both the spirit and requirements outlined in the Texas State Plan.”
- “[ECISD] has established a robust array of services tailored to meet the unique needs of gifted students within the district, alongside implementing policies and procedures to promote accountability and foster program growth.”

Considerations for Improvement

- Campus support to ensure fidelity of implementation
- Curate robust secondary offerings that align to the state plan





Honors (6 - 10) & Advanced Placement (9 - 12)

Access:

- Open-Enrollment
- Opt-Out
- Gifted Auto-Enrollment
- Recruitment via AP Potential

Supports:

Advanced Placement Curriculum
Advanced Placement Boot Camp
Progress Checks & DDI Support
Teacher Incentive Allotment

Honors:

- Higher-level classes
- Luminous Minds Project
 - Advanced Placement Alignment
 - Summer Reading

Advanced Placement:

- College Level classes
- College credit when students earn a qualifying score on an Advanced Placement Exam





Advanced Placement Curriculum Support

AP LANGUAGE AND COMPOSITION - YEAR AT A GLANCE

UNIT

1

Days/Units: 11 days

AP Exam Weight:

Rhetorical Situation Reading: 11-14%

Rhetorical Situation Writing: 11-14%

Claims and Evidence Reading: 13- 16%

Claims and Evidence Writing: 11-14%

Reasoning and Organization Reading: 13- 16%

Reasoning and Organization Writing: 11-14%

Style Reading: 11-14%

Style Writing: 11-14%

Personal Progress Check Date 8/31

UNIT

2

Days/Units: 11 days

AP Exam Weight:

Rhetorical Situation Reading: 11-14%

Rhetorical Situation Writing: 11-14%

Claims and Evidence Reading: 13- 16%

Claims and Evidence Writing: 11-14%

Reasoning and Organization Reading: 13- 16%

Reasoning and Organization Writing: 11-14%

Style Reading: 11-14%

Style Writing: 11-14%

Personal Progress Check Date 9/20

UNIT

3

Days/Units: 11 days

AP Exam Weight:

Rhetorical Situation Reading: 11-14%

Rhetorical Situation Writing: 11-14%

Claims and Evidence Reading: 13- 16%

Claims and Evidence Writing: 11-14%

Reasoning and Organization Reading: 13- 16%

Reasoning and Organization Writing: 11-14%

Style Reading: 11-14%

Style Writing: 11-14%

Personal Progress Check Date 10/16

UNIT

4

Days/Units: 11 days

AP Exam Weight:

Rhetorical Situation Reading: 11-14%

Rhetorical Situation Writing: 11-14%

Claims and Evidence Reading: 13- 16%

Claims and Evidence Writing: 11-14%

Reasoning and Organization Reading: 13- 16%

Reasoning and Organization Writing: 11-14%

Style Reading: 11-14%

Style Writing: 11-14%

Personal Progress Check Date 11/02

Unit Resources

[Unit Overview](#)

[STL Activities](#)

[RHS Activities](#)

[REO Activities](#)

[CLE Activities](#)

[Videos](#)

[Progress Check](#)

Unit Resources

[Unit Overview](#)

[STL Activities](#)

[RHS Activities](#)

[REO Activities](#)

[CLE Activities](#)

[Videos](#)

[Progress Check](#)

Unit Resources

[Unit Overview](#)

[STL Activities](#)

[RHS Activities](#)

[REO Activities](#)

[CLE Activities](#)

[Videos](#)

[Progress Check](#)

Unit Resources

[Unit Overview](#)

[STL Activities](#)

[RHS Activities](#)

[REO Activities](#)

[CLE Activities](#)

[Videos](#)

[Progress Check 16](#)

Advanced Placement Exam Data



	2020	2021	2022	2023
Number of Students	535	818	1,052	1,177
Total Tests Taken	837	1,319	1,664	1,849
Number Qualifying Exams	287	251	291	379
Percent Qualifying Exams	34.3%	19.0%	17.5%	20.5%

COVID - TESTED AT HOME

09/05/23 CB AP Score
Reports



Advanced Placement Scholars



	2020	2021	2022	2023
AP Scholars	21	23	25	32
AP Scholar with Honor	4	0	3	5
AP Scholar with Distinction	2	5	3	4
National AP Scholar	0	0	0	0
Total Scholars	27	28	31	41

09/05/23 CB AP Scholar Reports



Partnership Grant Renewal



NATIONAL
MATH + SCIENCE
INITIATIVE



2023-2026

CRP (College Readiness Program)

- Training and Support for Math, Science, English, and Computer Science AP Teachers
- Leadership Team support (Monthly)

LTF (Laying the Foundation)


- Teacher Training (2-days in July)

Middle Years
Programme

CANDIDATE SCHOOL

CROCKETT

Middle School



Candidate School

Anticipated Authorization: January 2026

Access:

- Application following Choice School Application Dates

All students are IB students

International
Baccalaureate
Middle Years
Programme





20 Year Celebration of Diploma Programme Authorization

Access:


- Application following Choice School Application Dates
- Students new to district have 30 days to apply

9th & 10th Grade – International Honors
11th & 12th Grade – Diploma Programme

International Honors & International Baccalaureate



International Baccalaureate Diploma Programme



	2020	2021	2022	2023
Number of Students	45	34	36	43
Number of Exams	144	87	104	86
Number of Passed Exams	102	46	73	39
Percentage of Passed Exams (ECISD)	70.8%	52.9%	70.2%	45.3%
Percentage of Passed Exams (Texas)	68.5%	73.7%	65.9%	
Diploma Candidates	25	13	14	12
Diploma Recipients	12	4	8	5
Percentage of Diploma Recipients	48.0%	30.8%	57.1%	41.7%

ACT, SAT, PSAT/NMSQT, & PSAT 8/9

PSAT 8/9 – 8th Grade in October

PSAT/NMSQT – 10th & 11th Grade in October

SAT – 11th & 12th Grade

ACT – Saturday Testing at Permian (Testing Site)

Support:

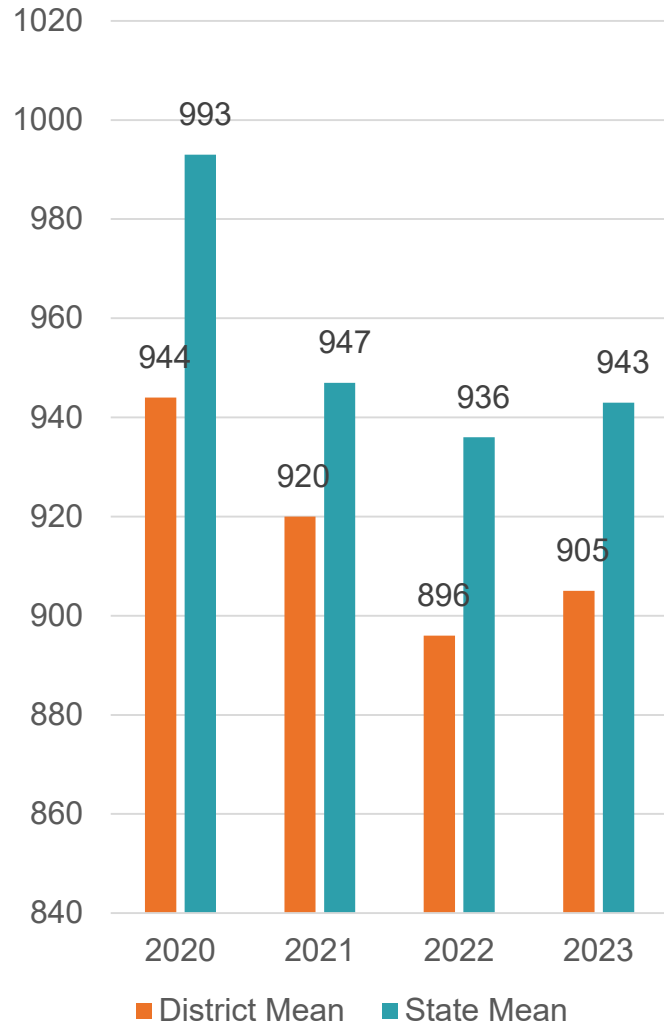
- Boot Camps for 11th & 12th graders
- Campus Data Training and DDI



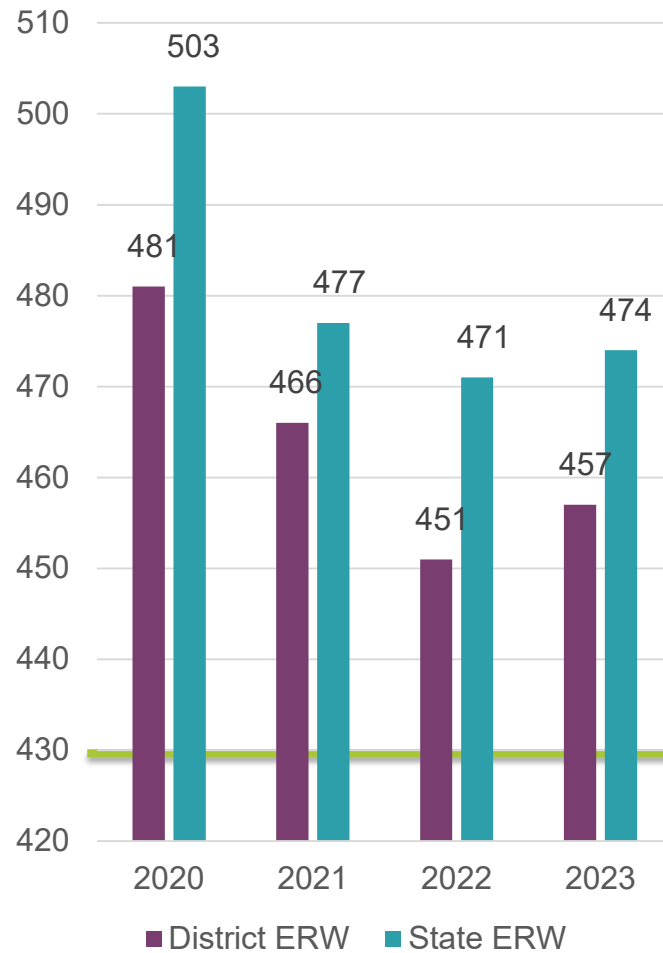
PSAT Data



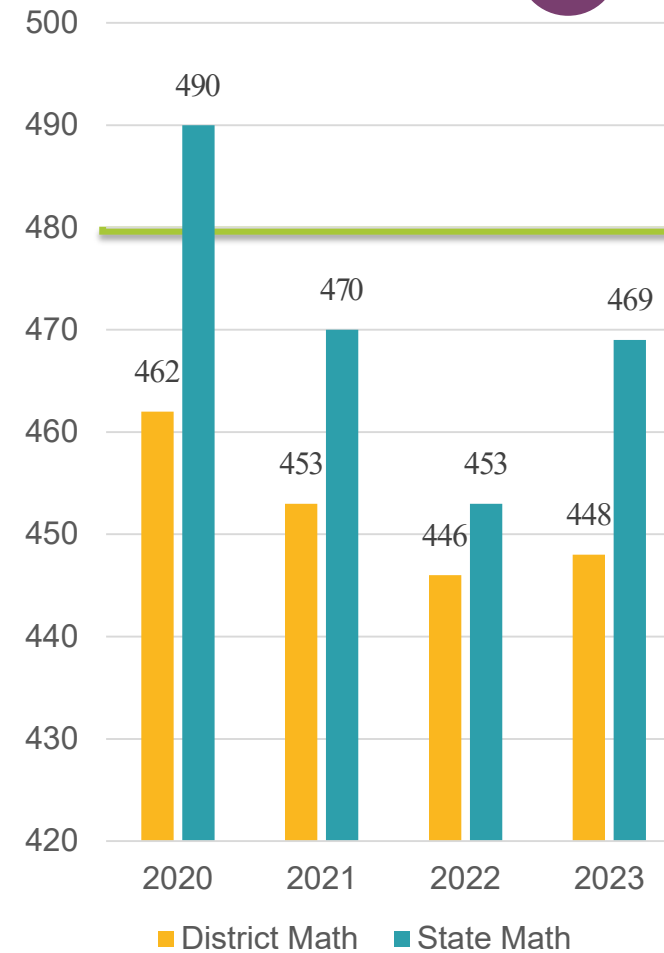
Mean Score



Evidence-Based Reading & Writing (430)

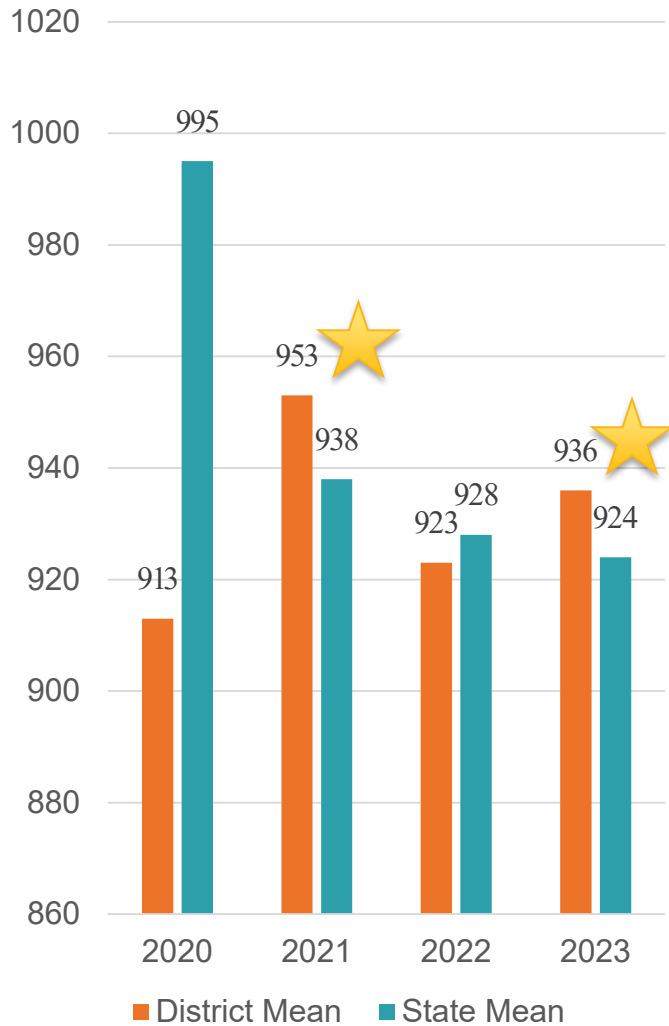


Math (480)

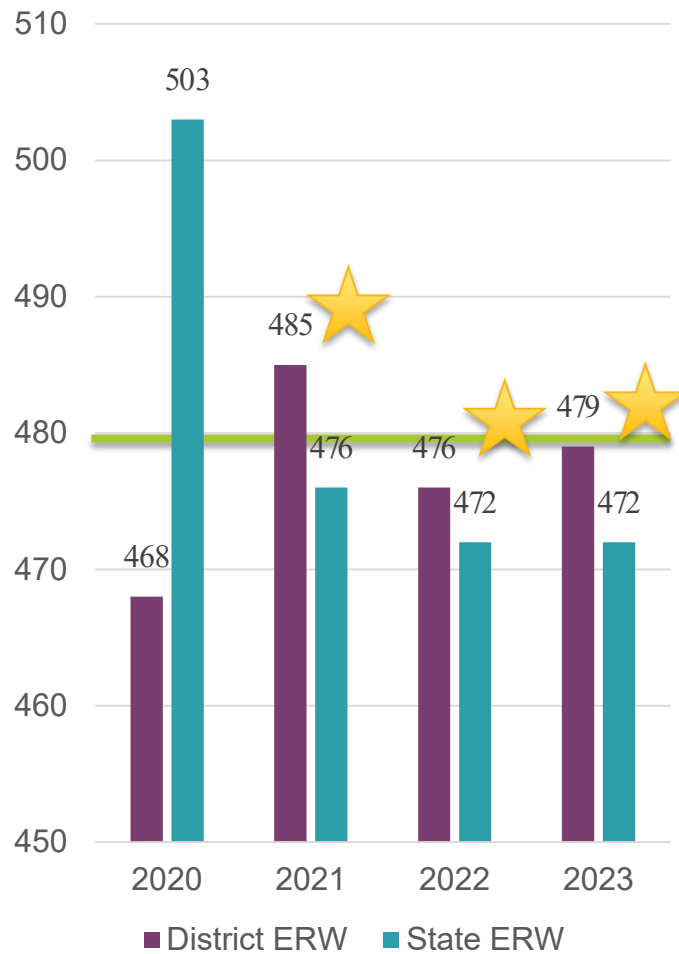


SAT Data

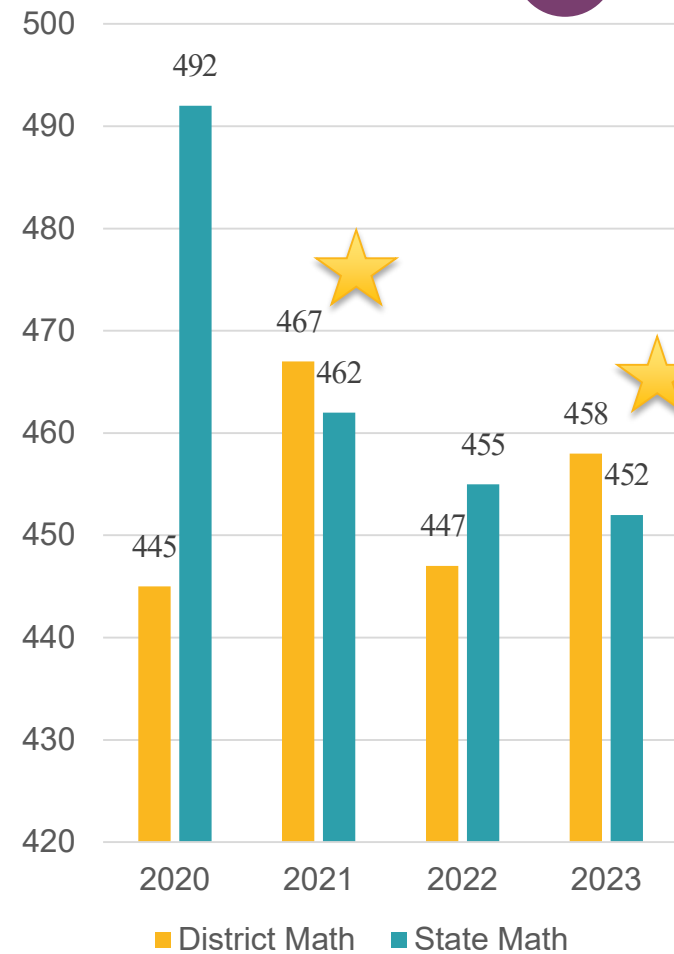
Mean Score



Evidence-Based Reading & Writing (480)



Math (540)



College Board National Recognitions

	2020-2021	2021-2022	2022-2023
National Hispanic	17	11	41
National Indigenous	1	0	1
National African American	1	3	5
National Rural and Small Town	11	0	0
Total Students	19	14	47
Schools Represented	3 out of 5	3 out of 5	5 out of 5

National Merit Scholars

	2020-2021	2021-2022	2022-2023
Commended Scholar	0	0	3
Semi-Finalist	1	0	1
Finalist	0	0	1



Academic Decathlon & Octathlon

Academic Competition for high school students (10 and 8 Events)

Competitions:

3 Campus Invitationals – September, October, November

ECISD District Invitational – January

Regionals – January – Keller, TX

State – San Antonio & Scholarship Competition in Frisco





Academic Decathlon Regional Results



2020 – No competition due to COVID

2021 – All teams advanced to State

	2021-2022	2022-2023	2023-2024
New Tech Odessa (Small School)	1 st Place Advance to State	2 nd Place Advance to Scholarship	1 st Place Region – Advance to State 3 rd Place State – Advance to Nationals
Odessa Collegiate Academy (Small School)	3 rd Place Advance to Scholarship	1 st Place Advance to State	2 nd Place Advance to State
Odessa High (Large School)	4 th Place	6 th Place	5 th Place
Permian High (Large School)	2 nd Place Advance to Scholarship	4 th Place	4 th Place Advance to Scholarship

Thank You

Any Questions

