




Absence Reason Percentages

[Return to Report Menu](#)

Start Date: 04/01/2025  End Date: 04/30/2025  Type: Absences  School(s):

View All
Admin Assistant
Assistant Principal
Assoc Dir SPED

View All 

Employee Types :

Submit

Print

Absence Reason Type	% Needs Substitute	Absences Needing Substitute	% Does NOT Need Substitute	Absences NOT Needing Substitutes	% of Total Absences	Total Absences
Bereavement Leave	71.43%	10	28.57%	4	3.41%	14
Field Trip	0.00%	0	100.00%	18.5	4.51%	18.5
Personal > Personal Day	36.07%	22	63.93%	39	14.88%	61
Personal > Religious Holiday	0.00%	0	100.00%	5	1.22%	5
Professional Develop > Conference	0.00%	0	100.00%	6	1.46%	6
Professional Develop > Curriculum Develop	63.64%	3.5	36.36%	2	1.34%	5.5
Sick > Bereavement	75.00%	12	25.00%	4	3.90%	16
Sick > Family Illness	44.09%	28	55.91%	35.5	15.49%	63.5
Sick > FMLA/LOA	36.96%	17	63.04%	29	11.22%	46
Sick > Personal Illness	45.14%	58	54.86%	70.5	31.34%	128.5
Spec Ed > Meeting	100.00%	4	0.00%	0	0.98%	4
Unpaid or Docked > FMLA	37.93%	5.5	62.07%	9	3.54%	14.5
Unpaid or Docked > Personal	22.22%	4	77.78%	14	4.39%	18
Unpaid or Docked > Sick	66.67%	1	33.33%	0.5	0.37%	1.5
Vacation	0.00%	0	100.00%	1	0.24%	1
Vacation > Vacation Day	0.00%	0	100.00%	7	1.71%	7
TOTALS	40.24%	165	59.76%	245	100.00%	410