

**BOARD OF TRUSTEES  
AGENDA**

<input type="checkbox"/> Workshop	<input checked="" type="checkbox"/> Regular	<input type="checkbox"/> Special
-----------------------------------	---	----------------------------------

- (A) ☒ Report Only ☐ Recognition

**Presenter(s):** ISMAEL MIJARES, DEPUTY SUPERINTENDENT FOR BUSINESS & FINANCE

**Briefly describe the subject of the report or recognition presentation.**

REVIEW INVESTMENT OFFICER'S QUARTERLY REPORT OF INVESTMENT TRANSACTIONS FOR ALL FUNDS FOR THE QUARTER ENDED FEBRUARY 29, 2024.

- (B) ☐ Action Item

**Presenter(s):**

**Briefly describe the action required.**

--

- (C) **Funding source: Identify the source of funds if any are required.**

--

- (D) **Clarification: Explain any question or issues that might be raised regarding this item.**

THE QUARTERLY INVESTMENT REPORT IS BEING PREPARED IN ACCORDANCE WITH BOARD POLICY CDA (LOCAL).
--

**TO:** Samuel Mijares, Superintendent

**FROM:** Ismael Mijares  
Deputy Superintendent for Business & Finance-Investment Officer

**DATE:** March 25, 2024

**SUBJECT:** ***QUARTERLY INVESTMENT REPORT***

Attached is the District's Quarterly Investment Report in accordance with Board Policy CDA (Local). The Report includes statements for the period ending February 29, 2024. The following is a summary of the amounts invested in various accounts.

***LONESTAR INVESTMENT POOL - CORPORATE OVERNIGHT PLUS FUND***

ELEMENTARY FUND	116,151.22
GENERAL FUND	112,509,880.93
INTEREST & SINKING FUND	3,470,750.22
<b>TOTAL:</b>	<b><u>\$116,096,782.37</u></b>

The grand total of the District's investments on February 29,2024 was \$116,096,782.37  
The market value of these investments as of February 29,2024 was \$116,095,284.17

# Eagle Pass Independent School District

## Schedule of Investments and Market Values

February 29, 2024

### LONESTAR INVESTMENT POOL - **CORPORATE OVERNIGHT PLUS FUND:**

Account	Investments 2/28/2023	3 mth. Avg. Annual Yield	Market Values 2/28/2023	Investments 2/29/2024	3 mth. Avg. Annual Yield	Market Values 2/29/2024
Elementary Fund	155,053.37	4.58%	155,067.41	116,151.22	5.59%	116,149.72
General Fund	110,769,276.16	4.58%	110,779,303.16	112,509,880.93	5.59%	112,508,429.02
Interest & Sinking Fund	3,618,298.76	4.58%	3,618,626.29	3,470,750.22	5.59%	3,470,705.43
<b>TOTAL OF INVESTMENTS</b>	<b>\$114,542,628.29</b>	4.58%	<b>\$114,552,996.86</b>	<b>\$116,096,782.37</b>	5.59%	<b>\$116,095,284.17</b>

### OTHER YIELD AVERAGES:

	02/28/2023*	05/31/2023*	08/31/2023**	11/30/2023*	02/29/2024*
Lonestar Investment Pool-Corporate Overnight Plus Fund	4.58%	5.03%	4.58%	5.62%	5.59%
Wall Street Journal 91-Day US Treasury Bill	4.47%	4.91%	4.56%	5.31%	5.23%
Wall Street Journal 6-Month US Treasury Bill	4.67%	4.86%	4.71%	5.29%	5.08%
Cash in bank accounts	2.22%	2.45%	2.20%	2.91%	3.56%

\* 3-Month Average

\*\* 12-Month Average

### NOTE:

Cash in bank accounts as of 02/29/24--\$8,271,505.23: Food Service Fund \$1,355,297.12; General Operating Fund \$6,903,202.71; AND I&S Fund \$13,005.40.

Federal Deposit Insurance Corporation and Market Value of Pledged Amount: \$250,000 + \$15,520,119 = \$15,770,119.00

**EAGLE PASS INDEPENDENT SCHOOL DISTRICT**  
**Schedule of Investments and Interest Earned**  
**For Quarter Ending February 29,2024**

**Quarterly: 12/01/2023 - 02/29/2024**

Fund	Fund Code	Account Type	Investments	Interest Earned	Investments	Interest Earned
			Account Balance as of 02/28/2023	12/01/2022 to 2/28/2023	Account Balance as of 02/29/2024	12/01/2023 to 2/29/2024
Elementary Fund	865	Corporate Overnight Plus Fund	155,053.37	1,773.91	116,151.22	1,665.45
General Fund	199	Corporate Overnight Plus Fund	110,769,276.16	1,079,765.17	112,509,880.93	1,417,159.21
Interest & Sinking Fund	518	Corporate Overnight Plus Fund	3,618,298.76	34,806.87	3,470,750.22	41,661.51
Total Invested/Interest Earned			<u>114,542,628.29</u>	<u>1,116,345.95</u>	<u>116,096,782.37</u>	<u>1,460,486.17</u>

**Year to Date: 09/01/2023 - 02/29/2024**

Fund	Fund Code	Account Type	Investments	Interest Earned	Investments	Interest Earned
			Account Balance as of 02/28/2023	09/01/2022 to 2/28/2023	Account Balance as of 02/29/2024	09/01/2023 to 2/29/2024
Elementary Fund	865	Corporate Overnight Plus Fund	155,053.37	3,095.93	116,151.22	3,383.94
General Fund	199	Corporate Overnight Plus Fund	110,769,276.16	1,797,232.27	112,509,880.93	2,695,415.69
Interest & Sinking Fund	518	Corporate Overnight Plus Fund	3,618,298.76	45,594.79	3,470,750.22	66,948.39
Total Invested/Interest Earned			<u>114,542,628.29</u>	<u>1,845,922.99</u>	<u>116,096,782.37</u>	<u>2,765,748.02</u>

**EAGLE PASS INDEPENDENT SCHOOL DISTRICT****Quarter Ending: 02/29/2024****Cash in Bank Accounts**

<b>Food Service Fund</b>		1,355,297.12
<b>General Fund</b>		
Tax Collections-Escrow Account	260,481.67	
Designated Purpose Fund	951.03	
Tax Collections-Credit Card/ACH Payments	958,048.40	
Payroll Fund	3,522,442.98	
Disbursement Fund	1,036,529.95	
Elementary Fund	595,860.52	
Health Insurance Fund	479,951.52	
General Operating	48,936.64	6,903,202.71
<b>I &amp; S Fund-Bond Series</b>		13,005.40
<b>Total</b>		<b>8,271,505.23</b>

* <b>Federal Deposit Insurance Corporation</b>	250,000.00
** <b>Pledged Amount (LOC)</b>	15,520,119.00
<b>TOTAL</b>	<b>15,770,119.00</b>
<b>Amount Over/(Under) Pledged</b>	<b>7,498,613.77</b>

\* Federal Deposit Insurance Corporation (FDIC) amount provided by the U.S. government as collateral to insure deposits.

\*\* Irrevocable Letter of Credit (ILOC) amount provided by PNC Bank as collateral to protect deposits as required by the Public Funds Investment Act. The ILOC issued by PNC Bank is held independently by the Federal Home Loan Bank of Atlanta and the school district is the only entity that is entitled to draw funds against it should the bank fail.

<b>Checking Account Interest Rates</b>			<b>3-Month Average</b>
<b>12/31/2023</b>	<b>1/31/2024</b>	<b>2/29/2024</b>	
3.56%	3.56%	3.56%	3.56%

**CD Interest Rates\***

<b>3-Month</b>	<b>6-Month</b>	<b>9-Month</b>
N/A	N/A	N/A

**PNC Bank will evaluate each CD rate solicitation upon request.**

\* PNC will evaluate each CD rate solicitation upon request

PNC BANK  
EAGLE PASS INDEPENDENT SCHOOL DISTRICT  
DEPOSITORY CONTRACT  
LIMITS

PLEDGED AMOUNT:

FDIC	\$	250,000.00
SECURITIES: Book Value		-
Market Value		-
Letter of credit (LOC)	\$	15,520,119.00

Total Collateral	\$	15,770,119.00
------------------	----	---------------

**BANK ACCOUNT BALANCES AS OF: February 29, 2024**

Designated Purpose Fund	49-4465-6283	951.03
Disbursement Fund	49-4465-7868	1,036,529.95
Elementary Fund	49-4465-7876	595,860.52
Tax Collections-Escrow Account	49-4249-5711	260,481.67
Food Service Fund	49-4465-6291	1,355,297.12
General Operating Fund	49-4466-4734	48,936.64
Health Insurance Fund	49-4343-8815	479,951.52
I&S Fund	49-4465-7884	13,005.40
Payroll Fund	49-4465-7841	3,522,442.98
Tax Collections-Credit Card/ACH	49-4465-6662	958,048.40

Certificates of Deposit	\$	-
-------------------------	----	---

Total Checking Account Balances	\$	8,271,505.23
---------------------------------	----	--------------

Amount Over/(Under) Pledged	\$	7,498,613.77
-----------------------------	----	--------------

PNC BANK  
EAGLE PASS INDEPENDENT SCHOOL DISTRICT  
DEPOSITORY CONTRACT  
LIMITS

PLEDGED AMOUNT:

FDIC	\$	250,000.00
SECURITIES: Book Value		-
Market Value		-
Letter of credit (LOC)	\$	12,157,967.00

Total Collateral	\$	12,407,967.00
------------------	----	---------------

**BANK ACCOUNT BALANCES AS OF: February 28, 2023**

Designated Purpose Fund	49-4465-6283	80.92
Disbursement Fund	49-4465-7868	1,327,215.41
Elementary Fund	49-4465-7876	371,530.83
Tax Collections-Escrow Account	49-4249-5711	252,168.55
Food Service Fund	49-4465-6291	2,099,629.08
General Operating Fund	49-4466-4734	103,978.62
Health Insurance Fund	49-4343-8815	2,517,089.17
I&S Fund	49-4465-7884	135,708.36
Payroll Fund	49-4465-7841	1,593,887.67
Tax Collections-Credit Card/ACH	49-4465-6662	251,452.87

Certificates of Deposit	\$	-
-------------------------	----	---

Total Checking Account Balances	\$	8,652,741.48
---------------------------------	----	--------------

Amount Over/(Under) Pledged	\$	3,755,225.52
-----------------------------	----	--------------



Participant #: 159901

**Lone Star™** 2024 2nd Quarter  
Investment Pool Quarterly Statement

Statement Period: 12/01/2023 to 02/29/2024

Ismael Mijares  
Eagle Pass ISD  
587 Madison St  
Eagle Pass, Texas 78852



### Summary of Portfolio Holdings

Account	Fund	Number of Shares	Price Per Share	Account Book Value (USD)	Account Market Value (USD)	% Port.
Elementary Fund	Corporate Overnight Plus Fund	116,151.22	1.00	116,151.22	116,149.72	0.10%
		<b>Totals:</b>		<b>116,151.22</b>	<b>116,149.72</b>	

Account	Fund	Number of Shares	Price Per Share	Account Book Value (USD)	Account Market Value (USD)	% Port.
General Fund	Corporate Overnight Plus Fund	112,509,880.93	1.00	112,509,880.93	112,508,429.02	96.91%
		<b>Totals:</b>		<b>112,509,880.93</b>	<b>112,508,429.02</b>	

Account	Fund	Number of Shares	Price Per Share	Account Book Value (USD)	Account Market Value (USD)	% Port.
Interest & Sinking Fund	Corporate Overnight Plus Fund	3,470,750.22	1.00	3,470,750.22	3,470,705.43	2.99%
		<b>Totals:</b>		<b>3,470,750.22</b>	<b>3,470,705.43</b>	

#### Totals

	Fund	Number of Shares	Price Per Share	Fund Balance (USD)	% Port.
	Corporate Overnight Fund	0.00	1.00	0.00	0.00 %
	Government Overnight Fund	0.00	1.00	0.00	0.00 %
	Corporate Overnight Plus Fund	116,096,782.37	1.00	116,096,782.37	100.00 %
		<b>Total Value:</b>		<b>116,096,782.37</b>	<b>100.00 %</b>

### Portfolio Transactions

#### Elementary Fund - Corporate Overnight Plus Fund

Settle Date	Trade Type	Share Balance	Number of Shares	Price/Share	Amount (USD)
12/01/2023	Starting Balance	122,645.33			122,645.33
12/08/2023	Transfer Out	121,370.50	-1,274.83	1.00	-1,274.83
12/12/2023	Transfer Out	120,801.65	-568.85	1.00	-568.85
12/20/2023	Transfer Out	119,787.68	-1,013.97	1.00	-1,013.97
12/29/2023	Interest	120,367.76	580.08	1.00	580.08





**Elementary Fund - Corporate Overnight Plus Fund (Continued)**

Settle Date	Trade Type	Share Balance	Number of Shares	Price/Share	Amount (USD)
01/16/2024	Transfer Out	119,717.64	-650.12	1.00	-650.12
01/19/2024	Transfer Out	119,137.56	-580.08	1.00	-580.08
01/30/2024	Transfer Out	118,670.08	-467.48	1.00	-467.48
01/31/2024	Interest	119,238.25	568.17	1.00	568.17
02/15/2024	Transfer Out	117,704.46	-1,533.79	1.00	-1,533.79
02/28/2024	Transfer Out	115,634.02	-2,070.44	1.00	-2,070.44
02/29/2024	Interest	116,151.22	517.20	1.00	517.20
02/29/2024	Ending Balance	116,151.22			116,151.22

**General Fund - Corporate Overnight Plus Fund**

Settle Date	Trade Type	Share Balance	Number of Shares	Price/Share	Amount (USD)
12/01/2023	Starting Balance	98,289,218.92			98,289,218.92
12/04/2023	Withdrawal	96,567,708.01	-1,721,510.91	1.00	-1,721,510.91
12/04/2023	Withdrawal	96,470,960.31	-96,747.70	1.00	-96,747.70
12/05/2023	Withdrawal	94,470,960.31	-2,000,000.00	1.00	-2,000,000.00
12/06/2023	Withdrawal	91,670,960.31	-2,800,000.00	1.00	-2,800,000.00
12/06/2023	Vendor Payment Texas State Natural Gas, Inc.	91,668,780.98	-2,179.33	1.00	-2,179.33
12/07/2023	Vendor Payment Tristar Risk Management	91,649,192.63	-19,588.35	1.00	-19,588.35
12/08/2023	Transfer In	91,650,467.46	1,274.83	1.00	1,274.83
12/11/2023	Vendor Payment Tristar Risk Management	91,639,571.81	-10,895.65	1.00	-10,895.65
12/12/2023	Deposit	91,884,185.81	244,614.00	1.00	244,614.00
12/12/2023	Deposit	92,039,140.81	154,955.00	1.00	154,955.00
12/12/2023	Deposit	92,039,414.81	274.00	1.00	274.00
12/12/2023	Deposit	92,040,163.81	749.00	1.00	749.00
12/12/2023	Transfer In	92,040,732.66	568.85	1.00	568.85
12/13/2023	Transfer Out	91,640,140.66	-400,592.00	1.00	-400,592.00
12/13/2023	Withdrawal	88,640,140.66	-3,000,000.00	1.00	-3,000,000.00
12/19/2023	Vendor Payment Hellas Construction Inc.	88,574,725.31	-65,415.35	1.00	-65,415.35
12/19/2023	Vendor Payment Hellas Construction Inc.	88,557,170.26	-17,555.05	1.00	-17,555.05
12/19/2023	Vendor Payment Hellas Construction Inc.	88,198,876.34	-358,293.92	1.00	-358,293.92
12/19/2023	Vendor Payment J P Sanchez	88,123,351.34	-75,525.00	1.00	-75,525.00
12/20/2023	Transfer In	88,124,365.31	1,013.97	1.00	1,013.97
12/20/2023	Vendor Payment Davis Powell Architecture	88,077,865.31	-46,500.00	1.00	-46,500.00
12/20/2023	Vendor Payment Davis Powell Architecture	88,032,365.31	-45,500.00	1.00	-45,500.00
12/20/2023	Vendor Payment Hellas Construction Inc.	87,871,386.00	-160,979.31	1.00	-160,979.31
12/22/2023	Deposit	97,697,242.00	9,825,856.00	1.00	9,825,856.00
12/22/2023	Vendor Payment HEB Grocery Company, LP	97,683,871.03	-13,370.97	1.00	-13,370.97
12/26/2023	Deposit	98,143,871.03	460,000.00	1.00	460,000.00
12/29/2023	Interest	98,593,193.95	449,322.92	1.00	449,322.92
01/02/2024	Deposit	98,603,161.81	9,967.86	1.00	9,967.86
01/02/2024	Deposit	99,301,000.67	697,838.86	1.00	697,838.86
01/02/2024	Deposit	99,401,238.06	100,237.39	1.00	100,237.39
01/02/2024	Deposit	99,588,454.90	187,216.84	1.00	187,216.84
01/02/2024	Deposit	99,751,181.07	162,726.17	1.00	162,726.17



**General Fund - Corporate Overnight Plus Fund (Continued)**

Settle Date	Trade Type	Share Balance	Number of Shares	Price/Share	Amount (USD)
01/02/2024	Deposit	99,839,043.18	87,862.11	1.00	87,862.11
01/02/2024	Deposit	101,653,463.57	1,814,420.39	1.00	1,814,420.39
01/02/2024	Deposit	101,659,282.07	5,818.50	1.00	5,818.50
01/04/2024	Deposit	102,374,607.39	715,325.32	1.00	715,325.32
01/08/2024	Deposit	103,374,607.39	1,000,000.00	1.00	1,000,000.00
01/08/2024	Withdrawal	101,407,614.34	-1,966,993.05	1.00	-1,966,993.05
01/09/2024	Deposit	102,907,614.34	1,500,000.00	1.00	1,500,000.00
01/10/2024	Withdrawal	102,307,614.34	-600,000.00	1.00	-600,000.00
01/10/2024	Withdrawal	100,493,193.95	-1,814,420.39	1.00	-1,814,420.39
01/10/2024	Vendor Payment Tristar Risk Management	100,481,051.34	-12,142.61	1.00	-12,142.61
01/10/2024	Withdrawal	100,420,728.38	-60,322.96	1.00	-60,322.96
01/11/2024	Vendor Payment Tristar Risk Management	100,384,213.57	-36,514.81	1.00	-36,514.81
01/12/2024	Vendor Payment Texas State Natural Gas, Inc.	100,382,027.02	-2,186.55	1.00	-2,186.55
01/16/2024	Deposit	101,694,868.18	1,312,841.16	1.00	1,312,841.16
01/16/2024	Transfer In	101,695,518.30	650.12	1.00	650.12
01/16/2024	Withdrawal	100,382,677.14	-1,312,841.16	1.00	-1,312,841.16
01/17/2024	Vendor Payment J P Sanchez	100,234,002.14	-148,675.00	1.00	-148,675.00
01/17/2024	Vendor Payment Frontera Construction, LLC	100,186,047.82	-47,954.32	1.00	-47,954.32
01/17/2024	Vendor Payment Frontera Construction, LLC	100,069,736.76	-116,311.06	1.00	-116,311.06
01/17/2024	Vendor Payment Frontera Construction, LLC	100,069,083.82	-652.94	1.00	-652.94
01/17/2024	Vendor Payment Frontera Construction, LLC	99,892,577.24	-176,506.58	1.00	-176,506.58
01/19/2024	Transfer In	99,893,157.32	580.08	1.00	580.08
01/23/2024	Deposit	101,090,015.90	1,196,858.58	1.00	1,196,858.58
01/23/2024	Vendor Payment Tristar Risk Management	101,050,478.47	-39,537.43	1.00	-39,537.43
01/24/2024	Withdrawal	99,853,619.89	-1,196,858.58	1.00	-1,196,858.58
01/25/2024	Deposit	109,858,210.89	10,004,591.00	1.00	10,004,591.00
01/25/2024	Vendor Payment Medina's Concrete Work Inc	109,825,169.14	-33,041.75	1.00	-33,041.75
01/26/2024	Vendor Payment HEB Grocery Company, LP	109,809,790.02	-15,379.12	1.00	-15,379.12
01/29/2024	Withdrawal	109,729,390.89	-80,399.13	1.00	-80,399.13
01/30/2024	Deposit	109,742,979.11	13,588.22	1.00	13,588.22
01/30/2024	Transfer In	109,743,446.59	467.48	1.00	467.48
01/31/2024	Interest	110,231,179.77	487,733.18	1.00	487,733.18
02/01/2024	Withdrawal	110,165,889.37	-65,290.40	1.00	-65,290.40
02/07/2024	Withdrawal	107,165,889.37	-3,000,000.00	1.00	-3,000,000.00
02/09/2024	Vendor Payment Texas State Natural Gas, Inc.	107,163,391.51	-2,497.86	1.00	-2,497.86
02/12/2024	Deposit	107,390,312.75	226,921.24	1.00	226,921.24
02/12/2024	Deposit	107,427,608.08	37,295.33	1.00	37,295.33
02/12/2024	Deposit	107,433,516.79	5,908.71	1.00	5,908.71
02/12/2024	Deposit	107,456,001.69	22,484.90	1.00	22,484.90
02/12/2024	Deposit	107,459,325.09	3,323.40	1.00	3,323.40
02/12/2024	Withdrawal	107,163,391.51	-295,933.58	1.00	-295,933.58
02/13/2024	Deposit	107,227,491.78	64,100.27	1.00	64,100.27
02/13/2024	Deposit	107,257,844.99	30,353.21	1.00	30,353.21
02/13/2024	Deposit	108,137,844.99	880,000.00	1.00	880,000.00



**General Fund - Corporate Overnight Plus Fund (Continued)**

Settle Date	Trade Type	Share Balance	Number of Shares	Price/Share	Amount (USD)
02/13/2024	Deposit	108,645,336.17	507,491.18	1.00	507,491.18
02/13/2024	Deposit	109,167,260.03	521,923.86	1.00	521,923.86
02/13/2024	Deposit	111,674,174.92	2,506,914.89	1.00	2,506,914.89
02/13/2024	Withdrawal	108,565,315.37	-3,108,859.55	1.00	-3,108,859.55
02/14/2024	Deposit	110,565,315.37	2,000,000.00	1.00	2,000,000.00
02/15/2024	Transfer In	110,566,849.16	1,533.79	1.00	1,533.79
02/15/2024	Withdrawal	110,553,260.94	-13,588.22	1.00	-13,588.22
02/20/2024	Deposit	110,558,190.66	4,929.72	1.00	4,929.72
02/20/2024	Deposit	111,734,112.87	1,175,922.21	1.00	1,175,922.21
02/20/2024	Withdrawal	110,558,190.66	-1,175,922.21	1.00	-1,175,922.21
02/20/2024	Withdrawal	110,553,260.94	-4,929.72	1.00	-4,929.72
02/21/2024	Deposit	110,557,274.12	4,013.18	1.00	4,013.18
02/21/2024	Vendor Payment Frontera Construction, LLC	110,368,866.16	-188,407.96	1.00	-188,407.96
02/21/2024	Vendor Payment Hellas Construction Inc.	110,350,045.47	-18,820.69	1.00	-18,820.69
02/21/2024	Vendor Payment Hellas Construction Inc.	110,284,595.69	-65,449.78	1.00	-65,449.78
02/21/2024	Vendor Payment Hellas Construction Inc.	110,149,506.64	-135,089.05	1.00	-135,089.05
02/21/2024	Withdrawal	110,145,493.46	-4,013.18	1.00	-4,013.18
02/21/2024	Withdrawal	107,145,493.46	-3,000,000.00	1.00	-3,000,000.00
02/21/2024	Vendor Payment Hellas Construction Inc.	107,142,843.46	-2,650.00	1.00	-2,650.00
02/21/2024	Vendor Payment JP Sanchez Construction Co Inc	106,993,218.46	-149,625.00	1.00	-149,625.00
02/21/2024	Vendor Payment TASB Risk Management Fund	106,990,046.50	-3,171.96	1.00	-3,171.96
02/23/2024	Deposit	112,210,584.50	5,220,538.00	1.00	5,220,538.00
02/23/2024	Withdrawal	112,050,801.18	-159,783.32	1.00	-159,783.32
02/26/2024	Vendor Payment Tristar Risk Management	112,034,144.68	-16,656.50	1.00	-16,656.50
02/26/2024	Vendor Payment HEB Grocery Company, LP	112,027,707.38	-6,437.30	1.00	-6,437.30
02/28/2024	Transfer In	112,029,777.82	2,070.44	1.00	2,070.44
02/29/2024	Interest	112,509,880.93	480,103.11	1.00	480,103.11
02/29/2024	Ending Balance	112,509,880.93			112,509,880.93

**Interest & Sinking Fund - Corporate Overnight Plus Fund**

Settle Date	Trade Type	Share Balance	Number of Shares	Price/Share	Amount (USD)
12/01/2023	Starting Balance	1,823,871.71			1,823,871.71
12/08/2023	Deposit	2,323,871.71	500,000.00	1.00	500,000.00
12/13/2023	Transfer In	2,724,463.71	400,592.00	1.00	400,592.00
12/26/2023	Deposit	2,954,463.71	230,000.00	1.00	230,000.00
12/29/2023	Interest	2,966,462.19	11,998.48	1.00	11,998.48
01/17/2024	Deposit	3,436,462.19	470,000.00	1.00	470,000.00
01/31/2024	Interest	3,451,612.60	15,150.41	1.00	15,150.41
02/01/2024	Withdrawal	2,726,237.60	-725,375.00	1.00	-725,375.00
02/05/2024	Deposit	3,326,237.60	600,000.00	1.00	600,000.00
02/13/2024	Deposit	3,456,237.60	130,000.00	1.00	130,000.00
02/29/2024	Interest	3,470,750.22	14,512.62	1.00	14,512.62
02/29/2024	Ending Balance	3,470,750.22			3,470,750.22

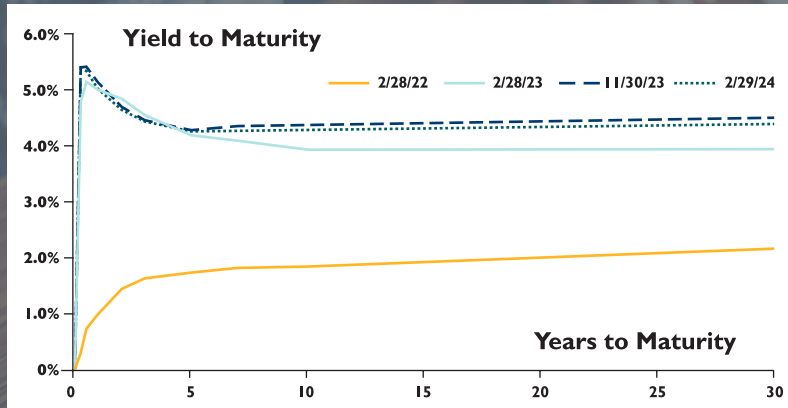


### **Important Information about this statement**

Please review this statement carefully, it is the official record of your account with Lone Star Investment Pool and First Public, LLC. If you disagree with any transaction, or if there are any errors or omissions in this statement please notify us promptly in writing, but no later than 10 business days after receipt of this statement. Trades pending settlement will not appear on this statement. All such trades will appear in the next monthly statement. The yield for the period is an annualized rate that reflects the relationship between the average amount of income earned and the average daily balance for the account. Please notify First Public promptly and in writing of any changes of address or phone number. Times of transactions will be furnished upon written request. The Lone Star Investment Pool Information Statement should be read carefully before investing. Investors should consider the investment objectives, risks, charges and expenses associated with municipal fund securities before investing. All transactions are no load. No remuneration has, or will be, paid to any entity in connection with this transaction. An investor may obtain an Information Statement by contacting First Public at the address and phone number identified above. An investment in Lone Star investment Pool is not insured or guaranteed by the Federal Deposit Insurance Corporation ("FDIC") or any other government agency and although Lone Star Investment Pool seeks to preserve the value of the investment at a fixed share price, it is possible to lose money by investing in municipal fund securities.

## Quarterly Position Report

### February 29, 2024



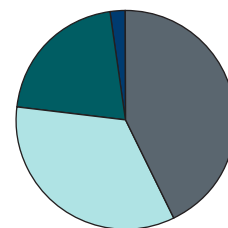
Despite the volatility in rates, US Treasury yields closed the three-month period ending February 29 only slightly lower than where they began. The two-year note, which traded in a 60-basis-point range, closed the quarter lower by just six basis points. The equity markets continued to rally as the Dow Jones Industrial Average, S&P 500, and Nasdaq-100 indexes hit all-time highs. At December's Federal Open Market Committee (FOMC) meeting, the Federal Reserve's dot plot moved sharply lower. From the September Summary of Economic Projections, the median dot for the end of 2024 fell from 5.1% to 4.6%. The January 31 FOMC meeting clearly had a hawkish tone. The policy rate was left unchanged at 5.25-5.50%, but Fed Chair Jerome Powell communicated conviction regarding inflation and future cuts would likely not be reached by March. Recent releases of both the consumer and producer price indexes surprised to the upside while the labor data has been well above expectations. At the end of February, the futures market was indicating three cuts of 25 basis points by the end of 2024, which is consistent with the Fed's latest dot plot that was released in December.

#### Government Overnight Fund

Duration 0.08676

	Participant Assets	Market Value
Beginning of Quarter Balance	5,505,971,265.10	5,507,119,518.77
Deposits	8,071,605,952.15	
Withdrawals	(6,626,116,122.59)	
End of Quarter Balance	6,951,461,094.66	6,951,531,640.66

Agencies	43%
Cash/Repo	34%
Treasuries	21%
MM Funds	2%

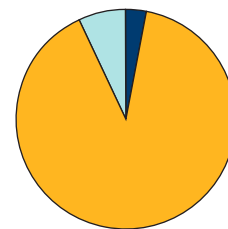


#### Corporate Overnight Fund

Duration 0.21465

	Participant Assets	Market Value
Beginning of Quarter Balance	2,963,408,733.58	2,963,971,145.93
Deposits	2,822,902,596.12	
Withdrawals	(1,739,650,161.90)	
End of Quarter Balance	4,046,661,167.80	4,046,579,635.05

Commercial Paper	90%
Cash/Repo	7%
MM Funds	3%

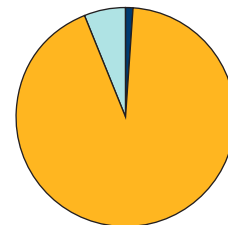


#### Corporate Overnight Plus Fund

Duration 0.22734

	Participant Assets	Market Value
Beginning of Quarter Balance	9,665,301,461.96	9,667,455,265.41
Deposits	11,665,173,868.65	
Withdrawals	(7,490,513,395.67)	
End of Quarter Balance	13,839,961,934.94	13,839,783,333.75

Commercial Paper	93%
Cash/Repo	6%
MM Funds	1%



#### Returns

	December		January		February	
	Average Rate	7-day SEC Yield	Average Rate	7-day SEC Yield	Average Rate	7-day SEC Yield
Govt Overnight Fund	5.35%	5.37%	5.34%	5.35%	5.33%	5.34%
Corp Overnight Fund	5.60%	5.59%	5.56%	5.54%	5.50%	5.51%
Corp Overnight Plus Fund	5.65%	5.65%	5.60%	5.58%	5.52%	5.52%

*William Mastrodicasa*  
William Mastrodicasa

Lone Star Investment Pool Investment Officers

*Tammy Davis*  
Tammy Davis

Distributed by First Public. The Lone Star Information Statement should be read carefully before investing. Investors should consider the investment objectives, risks, charges, and expenses associated with this or any security prior to investing. Investment in Lone Star Investment Pool is not insured or guaranteed by the Federal Deposit Insurance Corporation (FDIC) or any other government agency, and although Lone Star seeks to preserve the value of the investment at a fixed share price, it is possible to lose money by investing in Lone Star. For further information or for an Information Statement, contact First Public at 800.558.8875.