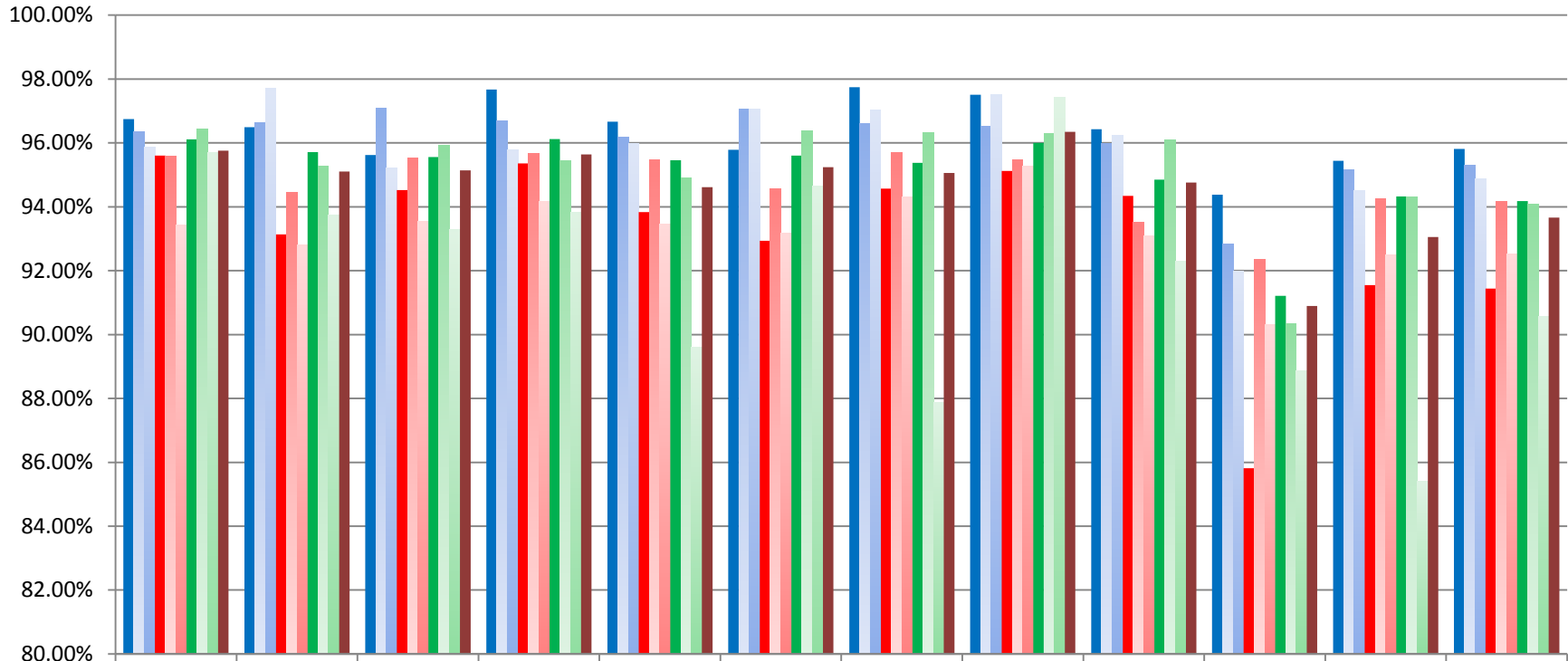


# Month 1 - Month 9 ADA Comparison for School Year 2014-2015

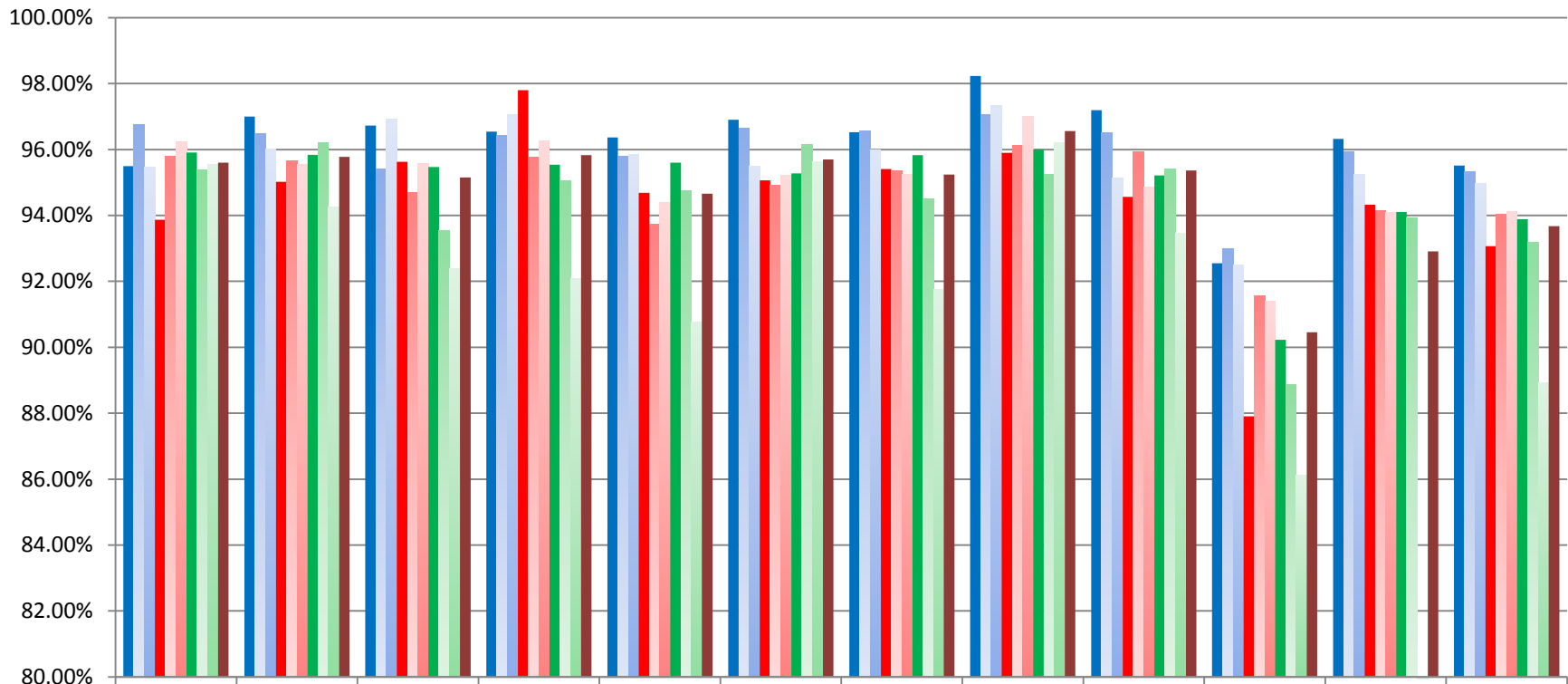
(this chart does not include any Self Contained SPED students)



	Carver	Joyner	Lawhon	Lawndale	Milam	Parkway	Pierce	Rankin	Thomas	THS	TMS	District
M1 14-15	96.75%	96.49%	95.62%	97.68%	96.66%	95.78%	97.75%	97.51%	96.42%	94.38%	95.44%	95.81%
M2 14-15	96.35%	96.62%	97.08%	96.70%	96.18%	97.05%	96.60%	96.51%	95.98%	92.84%	95.17%	95.29%
M3 14-15	95.88%	97.72%	95.21%	95.79%	95.98%	97.05%	97.04%	97.51%	96.24%	91.98%	94.50%	94.87%
M4 14-15	95.61%	93.13%	94.52%	95.36%	93.84%	92.94%	94.57%	95.12%	94.35%	85.82%	91.55%	91.44%
M5 14-15	95.57%	94.44%	95.52%	95.66%	95.47%	94.57%	95.69%	95.46%	93.52%	92.35%	94.24%	94.18%
M6 14-15	93.43%	92.80%	93.53%	94.17%	93.47%	93.17%	94.30%	95.28%	93.10%	90.31%	92.50%	92.53%
M7 14-15	96.11%	95.71%	95.55%	96.12%	95.46%	95.61%	95.38%	96.00%	94.85%	91.21%	94.32%	94.18%
M8 14-15	96.43%	95.26%	95.92%	95.44%	94.91%	96.37%	96.32%	96.31%	96.10%	90.33%	94.32%	94.08%
M9 14-15	95.70%	93.75%	93.29%	93.82%	89.59%	94.65%	87.87%	97.43%	92.31%	88.86%	85.41%	90.57%
Overall	95.76%	95.10%	95.14%	95.64%	94.62%	95.24%	95.06%	96.35%	94.76%	90.90%	93.05%	93.66%

## Historical Review of Month 1 - Month 9 ADA Comparison for School Year 2013-2014

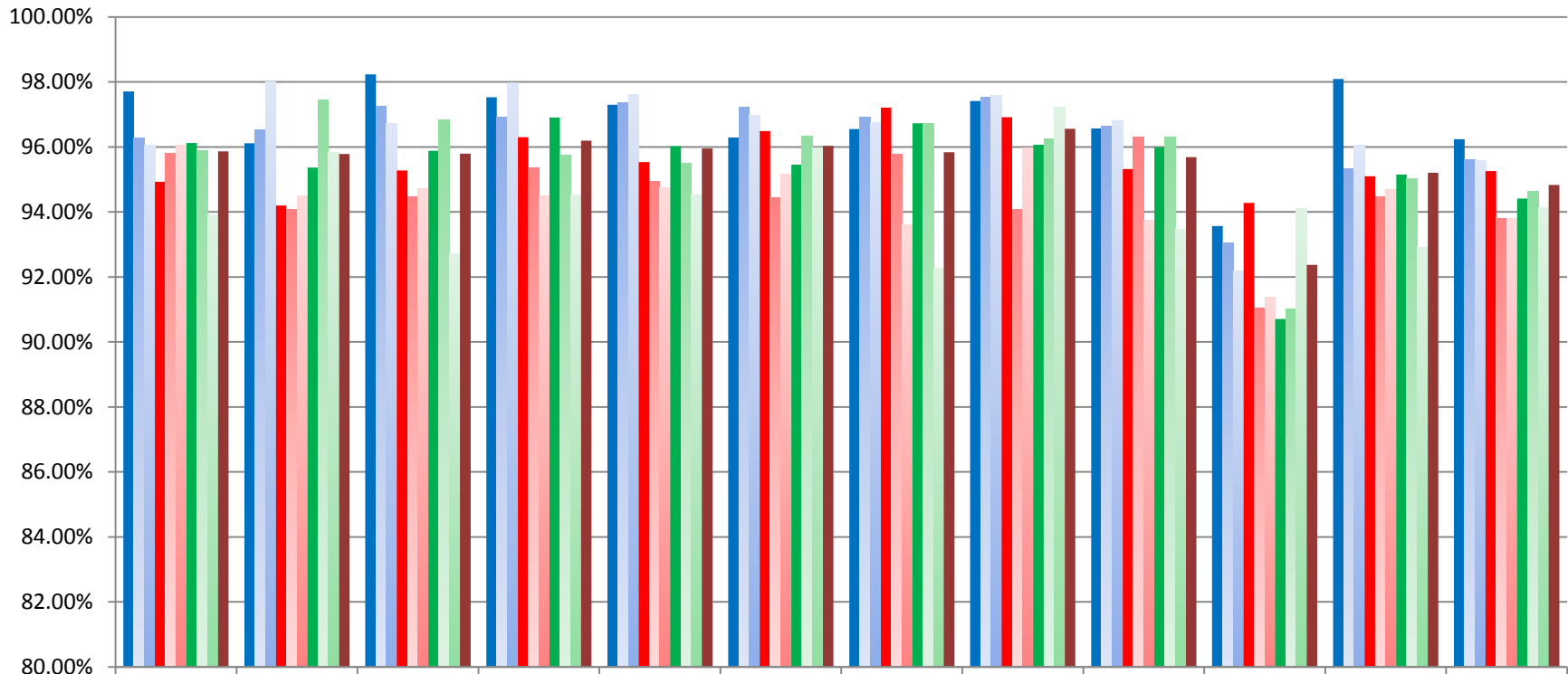
(this chart does not include any Self Contained SPED students)



	Carver	Joyner	Lawhon	Lawndale	Milam	Parkway	Pierce	Rankin	Thomas	THS	TMS	District
M1 13-14	95.50%	97.00%	96.73%	96.54%	96.37%	96.90%	96.52%	98.23%	97.19%	92.55%	96.33%	95.51%
M2 13-14	96.76%	96.49%	95.42%	96.41%	95.81%	96.65%	96.56%	97.06%	96.50%	92.98%	95.92%	95.33%
M3 13-14	95.45%	96.01%	96.92%	97.06%	95.85%	95.50%	95.99%	97.33%	95.14%	92.50%	95.24%	94.97%
M4 13-14	93.87%	95.02%	95.63%	97.80%	94.68%	95.06%	95.41%	95.90%	94.57%	87.91%	94.32%	93.07%
M5 13-14	95.80%	95.66%	94.71%	95.77%	93.72%	94.91%	95.36%	96.11%	95.94%	91.57%	94.15%	94.04%
M6 13-14	96.23%	95.54%	95.58%	96.26%	94.40%	95.21%	95.24%	97.00%	94.87%	91.41%	94.08%	94.13%
M7 13-14	95.91%	95.84%	95.47%	95.54%	95.60%	95.28%	95.83%	96.00%	95.22%	90.22%	94.10%	93.89%
M8 13-14	95.38%	96.22%	93.54%	95.04%	94.76%	96.15%	94.51%	95.23%	95.41%	88.86%	93.93%	93.19%
M9 13-14	95.55%	94.26%	92.40%	92.09%	90.78%	95.64%	91.77%	96.20%	93.47%	86.12%	78.16%	88.93%
Overall	95.61%	95.78%	95.15%	95.83%	94.66%	95.70%	95.24%	96.56%	95.37%	90.46%	92.91%	93.67%

## Historical Review of Month 1 - Month 9 ADA Comparison for School Year 2012-2013

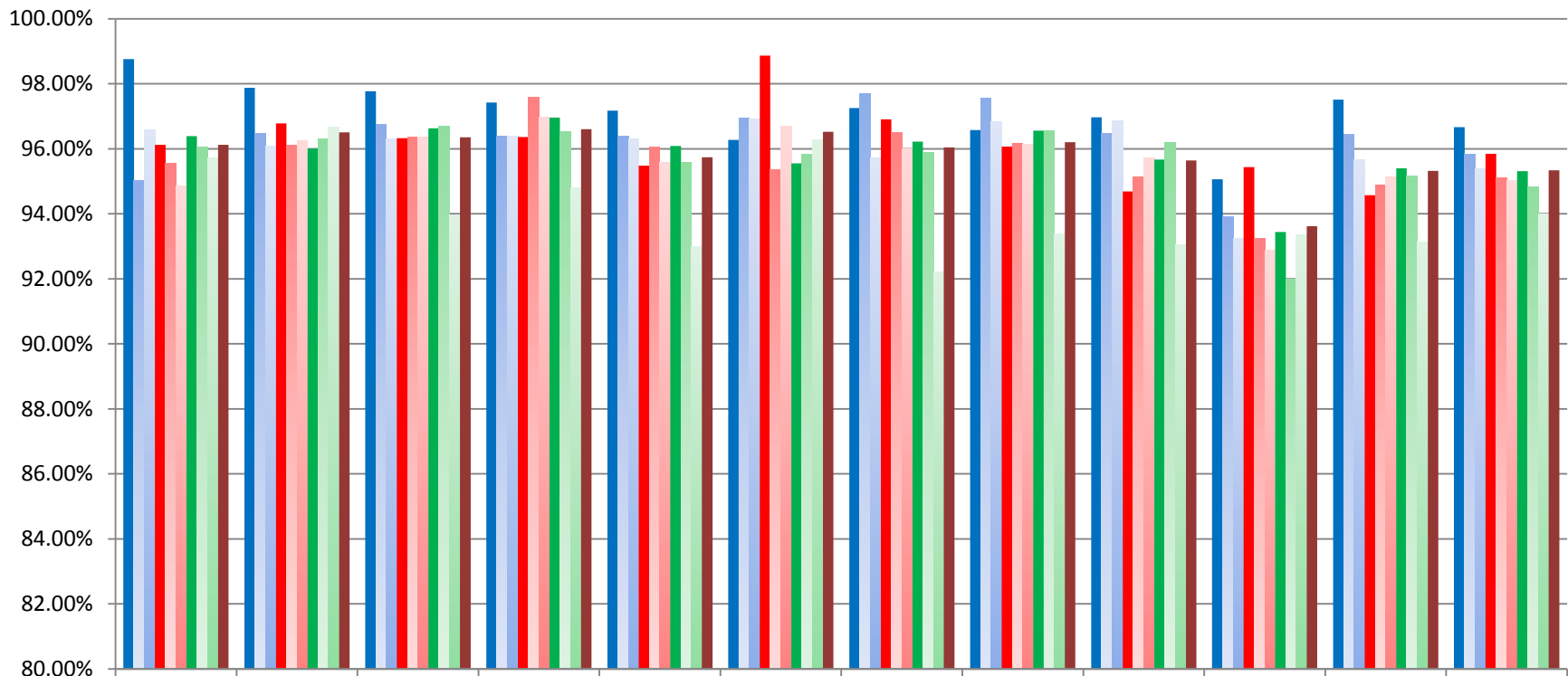
(this chart does not include any Self Contained SPED students)



	Carver	Joyner	Lawhon	Lawndale	Milam	Parkway	Pierce	Rankin	Thomas	THS	TMS	District
M1 12-13	97.71%	96.12%	98.24%	97.53%	97.30%	96.29%	96.55%	97.42%	96.57%	93.57%	98.09%	96.23%
M2 12-13	96.29%	96.51%	97.25%	96.91%	97.37%	97.22%	96.92%	97.54%	96.65%	93.04%	95.33%	95.61%
M3 12-13	96.07%	98.00%	96.71%	97.98%	97.62%	96.97%	96.76%	97.58%	96.81%	92.17%	96.05%	95.58%
M4 12-13	94.93%	94.20%	95.27%	96.30%	95.54%	96.49%	97.21%	96.92%	95.32%	94.28%	95.10%	95.25%
M5 12-13	95.79%	94.08%	94.48%	95.37%	94.93%	94.45%	95.78%	94.09%	96.29%	91.03%	94.48%	93.79%
M6 12-13	96.04%	94.51%	94.73%	94.49%	94.74%	95.15%	93.61%	95.97%	93.73%	91.39%	94.70%	93.80%
M7 12-13	96.13%	95.36%	95.88%	96.91%	96.02%	95.45%	96.73%	96.07%	95.99%	90.71%	95.15%	94.41%
M8 12-13	95.88%	97.44%	96.83%	95.75%	95.49%	96.32%	96.73%	96.24%	96.31%	91.02%	95.02%	94.64%
M9 12-13	93.91%	95.82%	92.71%	94.52%	94.54%	95.97%	92.27%	97.21%	93.46%	94.11%	92.91%	94.13%
Overall	95.86%	95.78%	95.79%	96.20%	95.95%	96.03%	95.84%	96.56%	95.68%	92.37%	95.20%	94.83%

## Historical Review of Month 1 - Month 9 ADA Comparison for School Year 2011-2012

(this chart does not include any Self Contained SPED students)



80.00%	Carver	Joyner	Lawhon	Lawndale	Milam	Parkway	Pierce	Rankin	Thomas	THS	TMS	District
M1 11-12	98.76%	97.88%	97.77%	97.42%	97.17%	96.27%	97.25%	96.58%	96.97%	95.06%	97.51%	96.66%
M2 11-12	95.03%	96.48%	96.75%	96.40%	96.40%	96.94%	97.70%	97.57%	96.48%	93.92%	96.44%	95.84%
M3 11-12	96.59%	96.09%	96.31%	96.40%	96.29%	96.91%	95.72%	96.84%	96.87%	93.24%	95.67%	95.40%
M4 11-12	96.12%	96.78%	96.33%	96.36%	95.48%	98.87%	96.91%	96.07%	94.69%	95.44%	94.57%	95.84%
M5 11-12	95.55%	96.12%	96.36%	97.59%	96.06%	95.36%	96.49%	96.16%	95.13%	93.25%	94.88%	95.11%
M6 11-12	94.87%	96.24%	96.35%	96.96%	95.57%	96.68%	96.00%	96.13%	95.72%	92.89%	95.14%	95.03%
M7 11-12	96.39%	96.01%	96.63%	96.96%	96.09%	95.55%	96.22%	96.56%	95.67%	93.44%	95.40%	95.32%
M8 11-12	96.05%	96.31%	96.70%	96.53%	95.59%	95.84%	95.88%	96.55%	96.18%	91.99%	95.15%	94.83%
M9 11-12	95.71%	96.67%	93.97%	94.81%	93.00%	96.28%	92.22%	93.39%	93.05%	93.34%	93.13%	93.99%
Overall	96.12%	96.51%	96.35%	96.60%	95.74%	96.52%	96.04%	96.21%	95.64%	93.62%	95.32%	95.34%