

Financial Reports – Executive Summary, Board Meeting 12/17/2025

The following reports representing period ending 11/30/2025, are attached for your review:

Report No. 1 – Attachment B – General Fund revenue collected through the period totals \$11,640,166 or 11.1% of projected collections. For the same period in FY 2024-2025, revenue totaled \$13,818,366 or 12.9% of budgeted collections. See attachment B.

Report No. 2 – Attachment C – General Fund expenditures through the period total \$18,295,827 or 17.2% of total projected expenditures. For the same period in FY 2024-2025, expenditures totaled \$17,686,171 or 16.0% of budgeted expenditures. See attachment C.

Report No. 3 – Cash and investment report. See attachment D.

Funds held by each financial institution at 11/30/25 are as follows:

Moody Bank	17,979,139.90	Pledged securities \$18,460,000
Texas Class Investment Pool	56,783,072.10	N/A (Investment Pool)
Texas Range	13,712,190.22	N/A (Investment Pool)
Fidelity Investments	131,216,384.39	Treasury & Federal Agency Securities
Total	\$219,690,786.61	

Report No. 4 – Current ad valorem taxes, delinquent taxes, and penalties & interest collections through the period are as follows (See attachment E).

Fund	Budget	Amount Collected	% Collected
Maintenance & Operations	\$93,010,561	\$7,744,511	8.3%
Interest & Sinking (Debt Payment)	\$22,495,320	\$1,867,676	8.3%

For the same period in FY 2024-2025, collections were \$8,302,255 (8.6%) for M&O and \$2,043,475 (8.6%) for I&S.

Report No. 5 – 2022 Bond Construction Projects. See attachment F.

Report No. 6 – 2022 Bond Interest Earned. See attachment G

Report No. 7 – Vendors with aggregate purchases for FY 2025-2026 that exceed \$50,000. See attachment H (General Fund) and H-1 (Bonds).

Report No. 8 – Local vendor activity for FY 2025-2026 (zip codes 77550-77559). See attachment I.

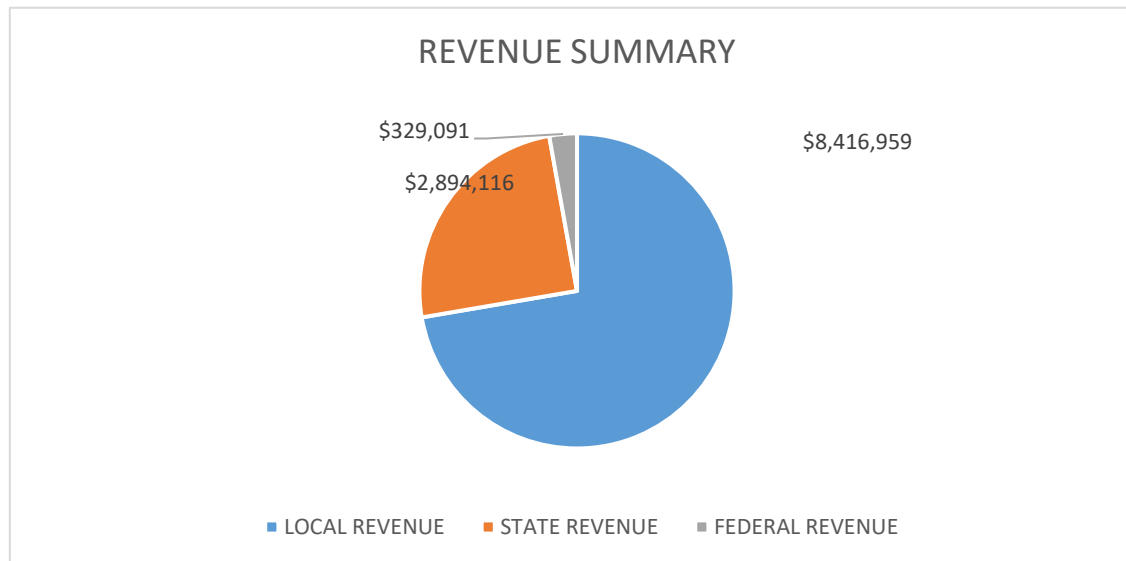
Report No. 9 - Monthly Check Register. See attachment J.

Report No. 10 – Legal Fee Summary FY 2025-2026. See attachment K.

Report No. 11 - Executive Summary

GALVESTON ISD
GENERAL FUND REVENUES BY MAJOR OBJECT
AS OF 11/30/2025

		2025-2026 Revised Budget	Monthly Receipts 11/30/2025	FYTD Activity 11/30/2025	2025-2026 FYTD (Under)/Over Budget
57--	LOCAL REVENUE	\$ 96,715,561	\$ 7,194,470	\$ 8,416,959	\$ (88,298,602)
58--	STATE REVENUE	\$ 7,739,185	\$ 238,777	\$ 2,894,116	\$ (4,845,069)
59--	FEDERAL REVENUE	\$ 785,500	\$ 42,098	\$ 329,091	\$ (456,409)
79--	TRANSFERS IN	\$ 15,000	\$ -	\$ -	\$ (15,000)
---		\$ 105,255,246	\$ 7,475,345	\$ 11,640,166	\$ (93,615,080)
	% COLLECTED	11.1%			

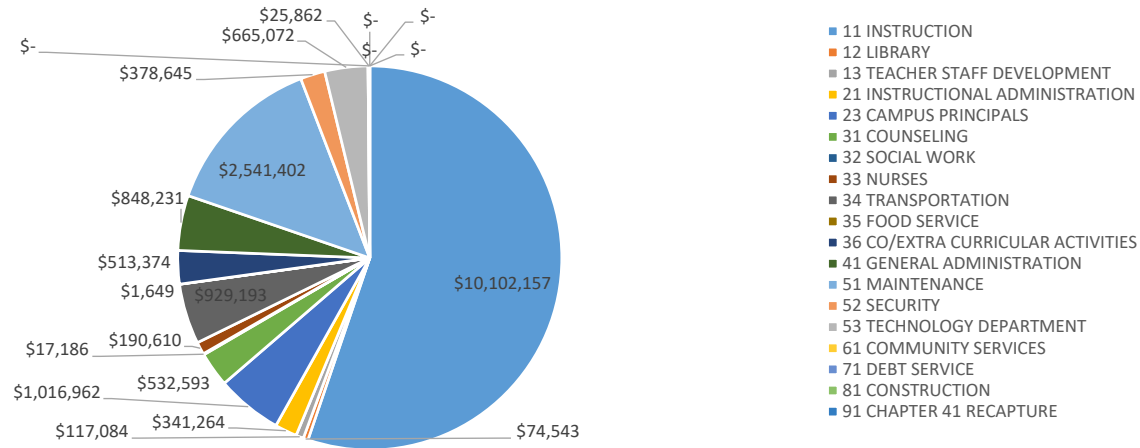


ATTACHMENT B

GALVESTON ISD
GENERAL FUND EXPENDITURES BY FUNCTION
AS OF 11/30/2025

FC	Function	Revenue Budget 2025-2026	FYTD Activity November 2025-2026	Encumbered November 2025-2026	Expenses + Encumbered	Unencumbered Balance November 2025-2026
11	INSTRUCTION	\$ 43,016,107	\$ 10,102,157	\$ 2,776,162	\$ 12,878,319	\$ (30,137,788)
12	LIBRARY	\$ 346,921	\$ 74,543	\$ 14,595	\$ 89,138	\$ (257,783)
13	TEACHER STAFF DEVELOPMENT	\$ 630,266	\$ 117,084	\$ 4,820	\$ 121,904	\$ (508,362)
21	INSTRUCTIONAL ADMINISTRATION	\$ 1,534,120	\$ 341,264	\$ 2,997	\$ 344,261	\$ (1,189,860)
23	CAMPUS PRINCIPALS	\$ 3,874,616	\$ 1,016,962	\$ 9,070	\$ 1,026,032	\$ (2,848,584)
31	COUNSELING	\$ 2,402,461	\$ 532,593	\$ 2,753	\$ 535,346	\$ (1,867,116)
32	SOCIAL WORK	\$ 63,053	\$ 17,186	\$ 830	\$ 18,016	\$ (45,038)
33	NURSES	\$ 888,773	\$ 190,610	\$ 860	\$ 191,470	\$ (697,303)
34	TRANSPORTATION	\$ 4,051,863	\$ 929,193	\$ 218,931	\$ 1,148,124	\$ (2,903,739)
35	FOOD SERVICE	\$ -	\$ 1,649	\$ -	\$ 1,649	\$ 1,649
36	CO/EXTRA CURRICULAR ACTIVITIES	\$ 1,908,624	\$ 513,374	\$ 43,097	\$ 556,472	\$ (1,352,152)
41	GENERAL ADMINISTRATION	\$ 3,459,470	\$ 848,231	\$ 271,345	\$ 1,119,576	\$ (2,339,894)
51	MAINTENANCE	\$ 9,648,127	\$ 2,541,402	\$ 549,236	\$ 3,090,638	\$ (6,557,489)
52	SECURITY	\$ 1,389,497	\$ 378,645	\$ 9,940	\$ 388,585	\$ (1,000,912)
53	TECHNOLOGY DEPARTMENT	\$ 2,219,620	\$ 665,072	\$ 3,766	\$ 668,838	\$ (1,550,782)
61	COMMUNITY SERVICES	\$ 827,764	\$ -	\$ -	\$ -	\$ (827,764)
71	DEBT SERVICE	\$ 110,000	\$ 25,862	\$ 77,587	\$ 103,449	\$ (6,551)
81	CONSTRUCTION	\$ 175,000	\$ -	\$ -	\$ -	\$ (175,000)
91	CHAPTER 41 RECAPTURE	\$ 28,963,914	\$ -	\$ -	\$ -	\$ (28,963,914)
93	PMTS TO FISCAL AGENT/SSA	\$ 45,050	\$ -	\$ -	\$ -	\$ (45,050)
99	APPRAISAL DISTRICT FEES	\$ 1,050,000	\$ -	\$ 1,016,470	\$ 1,016,470	\$ (33,530)
--	COLUMN TOTALS	\$ 106,605,246	\$ 18,295,827	\$ 5,002,458	\$ 23,298,286	\$ (83,306,961)
	EXPENDITURES AS A % OF BUDGET		17.2%		21.9%	

ACTUAL EXPENSES BY FUNCTION





Galveston ISD
Portfolio Management
Portfolio Summary
November 30, 2025

HUB Investment Partners LLC
900 S Capital of Texas Hwy
350
Austin, TX 78746
(512)600-5200

Investments	Par Value	Market Value	Book Value	% of Portfolio	Term	Days to Maturity	YTM 365 Equiv.
Treasury Coupon Securities	23,520,000.00	23,525,814.40	23,508,706.74	10.71	359	66	4.240
Treasury Discounts -Amortizing	106,250,000.00	104,571,625.67	104,473,793.40	47.58	341	158	4.047
Investment Pools	70,495,262.32	70,495,262.32	70,495,262.32	32.11	1	1	4.080
Bank Accounts	16,807,033.38	16,807,033.38	16,807,033.38	7.65	1	1	2.988
Money Market Accounts	4,291,050.84	4,291,050.84	4,291,050.84	1.95	1	1	3.644
	221,363,346.54	219,690,786.61	219,575,846.68	100.00%	201	83	3.990

Investments

Cash and Accrued Interest

Accrued Interest at Purchase		0.00	0.00				
Ending Accrued Interest		298,124.73	298,124.73				
Subtotal		298,124.73	298,124.73				
	221,363,346.54	219,988,911.34	219,873,971.41		201	83	3.990

Total Cash and Investments Value

	November 30	Month Ending	Fiscal Year To Date
Total Earnings			
Current Year		698,927.13	2,244,287.69
Average Daily Balance		227,491,584.96	231,325,089.27
Effective Rate of Return		3.74%	3.89%

The following reports are submitted in accordance with the Public Funds Investment Act (Texas Gov't Code 2256). The reports also offer supplemental information not required by the Act in order to fully inform the governing body of the District of the position and activity within the District's portfolio of investments.

Lorraine Dochoda 12/5/2025
Lorraine Dochoda, Director of Accounting

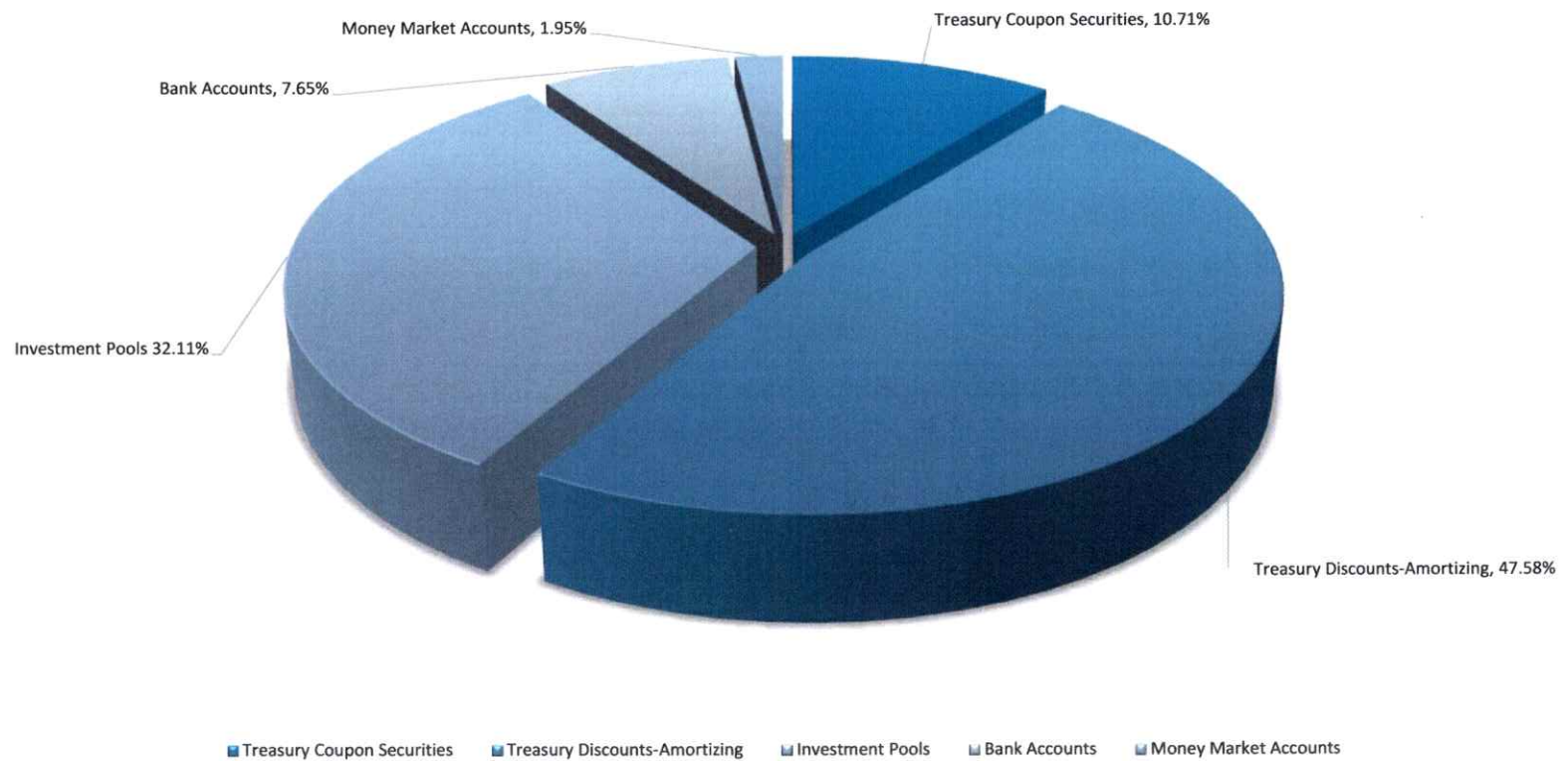
Jeff Martello 12/8/25
Jeff Martello, Chief Financial Officer

Reporting period 11/01/2025-11/30/2025
Data Updated: SET_GALV: 12/03/2025 14:00
Run Date: 12/03/2025 - 14:00

12.17.25 CASH & INVESTMENT REPORT - ATTACHMENT D

Portfolio GALV
AP
PM (PRF_PM1) 7.3.11
Report Ver. 7.3.11

Book Value Percentages by Investment Type





Galveston ISD
Fund GEN OP - General Operating
Investments by Fund
November 30, 2025

HUB Investment Partners LLC
900 S Capital of Texas Hwy
350
Austin, TX 78746
(512)600-5200

CUSIP	Investment #	Issuer	Purchase Date	Book Value	Par Value	Market Value	Current Rate	YTM 360	YTM 365	Maturity Days To Date Maturity
Investment Pools										
TX GEN-0001	10237	Texas Class	09/01/2022	17,098,684.66	17,098,684.66	17,098,684.66	4.107	4.050	4.106	1
TX DLY 1227-02	10231	Texas Range	09/01/2022	12,640,437.83	12,640,437.83	12,640,437.83	3.970	3.915	3.970	1
Subtotal and Average				29,739,122.49	29,739,122.49	29,739,122.49		3.993	4.049	1
Bank Accounts										
MB GEN 7601	10246	Moody Bank	09/01/2022	1,710,285.83	1,710,285.83	1,710,285.83	0.050	0.049	0.050	1
MB GEN 0616	10293	Moody Bank	05/01/2023	11,405,315.62	11,405,315.62	11,405,315.62	4.380	4.320	4.380	1
MB SCH CSH 1600	10305	Moody Bank	05/01/2024	0.26	0.26	0.26	0.050	0.049	0.050	1
Subtotal and Average				13,115,601.71	13,115,601.71	13,115,601.71		3.763	3.815	1
Total Investments and Average				42,854,724.20	42,854,724.20	42,854,724.20		3.923	3.977	1

**Fund DS - Interest & Sinking
Investments by Fund
November 30, 2025**

Page 2

CUSIP	Investment #	Issuer	Purchase Date	Book Value	Par Value	Market Value	Current Rate	YTM 360	YTM 365	Maturity Days To Date Maturity
Investment Pools										
TX DEBT-0002	10238	Texas Class	09/01/2022	5,170,715.67	5,170,715.67	5,170,715.67	4.107	4.050	4.106	1
TX DLY 1227-04	10232	Texas Range	09/01/2022	244,003.27	244,003.27	244,003.27	3.970	3.915	3.970	1
Subtotal and Average				5,414,718.94	5,414,718.94	5,414,718.94		4.045	4.101	1
Bank Accounts										
MB DS 2049	10243	Moody Bank	09/01/2022	2,048,803.15	2,048,803.15	2,048,803.15	0.050	0.049	0.050	1
Subtotal and Average				2,048,803.15	2,048,803.15	2,048,803.15		0.049	0.050	1
Money Market Accounts										
MB DS MM 7635	10244	Moody Bank	09/01/2022	1,172,106.52	1,172,106.52	1,172,106.52	3.420	3.420	3.467	1
Subtotal and Average				1,172,106.52	1,172,106.52	1,172,106.52		3.420	3.468	1
Total Investments and Average				8,635,628.61	8,635,628.61	8,635,628.61		3.012	3.054	1

**Fund STUACT - Student Activity
Investments by Fund
November 30, 2025**

Page 3

CUSIP	Investment #	Issuer	Purchase Date	Book Value	Par Value	Market Value	Current Rate	YTM 360	YTM 365	Maturity Days To Date Maturity
Investment Pools										
TX ACT-0004	10240	Texas Class	09/01/2022	481,900.25	481,900.25	481,900.25	4.107	4.050	4.106	1
Subtotal and Average				481,900.25	481,900.25	481,900.25		4.051	4.107	1
Bank Accounts										
MB ACT 7627	10241	Moody Bank	09/01/2022	234,574.53	234,574.53	234,574.53	0.050	0.049	0.050	1
Subtotal and Average				234,574.53	234,574.53	234,574.53		0.049	0.050	1
Total Investments and Average				716,474.78	716,474.78	716,474.78		2.741	2.779	1

**Fund CN - Child Nutrition
Investments by Fund
November 30, 2025**

Page 4

CUSIP	Investment #	Issuer	Purchase Date	Book Value	Par Value	Market Value	Current Rate	YTM 360	YTM 365	Maturity Days To Date Maturity
Investment Pools										
TX CNS-0005	10282	Texas Class	09/01/2022	2,876,878.77	2,876,878.77	2,876,878.77	4.107	4.050	4.106	1
TX DLY 1227-08	10235	Texas Range	09/01/2022	827,749.12	827,749.12	827,749.12	3.970	3.915	3.970	1
Subtotal and Average				3,704,627.89	3,704,627.89	3,704,627.89		4.020	4.076	1
Bank Accounts										
MB CN 7619	10245	Moody Bank	09/01/2022	263,923.92	263,923.92	263,923.92	0.050	0.049	0.050	1
Subtotal and Average				263,923.92	263,923.92	263,923.92		0.049	0.050	1
Total Investments and Average				3,968,551.81	3,968,551.81	3,968,551.81		3.756	3.809	1

Fund BD 2022 CONS FD - Bond 2022 Construction Fund
Investments by Fund
November 30, 2025

Page 5

CUSIP	Investment #	Issuer	Purchase Date	Book Value	Par Value	Market Value	Current Rate	YTM 360	YTM 365	Maturity Date	Days To Maturity
Treasury Coupon Securities											
91282CGE5	10315	US Treasury	01/16/2025	7,597,066.35	7,600,000.00	7,599,924.00	3.875	4.140	4.198	01/15/2026	45
91282CGL9	10316	US Treasury	02/24/2025	15,911,640.39	15,920,000.00	15,925,890.40	4.000	4.200	4.259	02/15/2026	76
Subtotal and Average				23,508,706.74	23,520,000.00	23,525,814.40		4.181	4.240		65
Treasury Discounts -Amortizing											
912797PM3	10317	US Treasury	03/04/2025	10,809,963.83	10,905,000.00	10,815,142.80	3.922	4.094	4.151	02/19/2026	80
912797PV3	10318	US Treasury	04/02/2025	27,528,179.95	27,850,000.00	27,540,586.50	3.852	4.019	4.074	03/19/2026	108
912797QD2	10319	US Treasury	04/21/2025	11,512,731.79	11,680,000.00	11,518,232.00	3.791	3.956	4.011	04/16/2026	136
912797QN0	10320	US Treasury	05/19/2025	10,213,814.44	10,400,000.00	10,226,840.00	3.930	4.106	4.163	05/14/2026	164
912797QX8	10325	US Treasury	07/03/2025	11,137,954.05	11,370,000.00	11,153,742.60	3.827	3.989	4.044	06/11/2026	192
912797RF6	10326	US Treasury	07/11/2025	15,545,998.50	15,925,000.00	15,585,797.50	3.895	4.068	4.125	07/09/2026	220
912797RF6	10327	US Treasury	08/19/2025	485,511.62	497,000.00	486,413.90	3.787	3.941	3.995	07/09/2026	220
912797RS8	10328	US Treasury	09/16/2025	5,107,793.86	5,248,000.00	5,108,035.84	3.485	3.626	3.676	09/03/2026	276
912797QY6	10329	US Treasury	09/16/2025	5,112,413.04	5,118,000.00	5,112,421.38	3.932	4.023	4.079	12/11/2025	10
912797SK4	10331	US Treasury	11/03/2025	7,019,432.32	7,257,000.00	7,024,413.15	3.550	3.698	3.749	10/29/2026	332
Subtotal and Average				104,473,793.40	106,250,000.00	104,571,625.67		3.992	4.047		158
Investment Pools											
TX BD 2022	10284	Texas Class	08/30/2022	21,350,855.44	21,350,855.44	21,350,855.44	4.107	4.050	4.106		1
TX DLY 1227-05	10233	Texas Range	09/01/2022	0.00	0.00	0.00					1
Subtotal and Average				21,350,855.44	21,350,855.44	21,350,855.44		4.051	4.107		1
Bank Accounts											
MB BD CON 2022	10287	Moody Bank	09/08/2022	1,144,130.07	1,144,130.07	1,144,130.07	0.050	0.049	0.050		1
Subtotal and Average				1,144,130.07	1,144,130.07	1,144,130.07		0.049	0.050		1
Money Market Accounts											
FID BOND MM	10286	Fidelity Investments	09/22/2022	3,118,944.32	3,118,944.32	3,118,944.32	3.660	3.660	3.710		1
Subtotal and Average				3,118,944.32	3,118,944.32	3,118,944.32		3.660	3.711		1
Total Investments and Average				153,596,429.97	155,383,929.83	153,711,369.90		3.993	4.048		117

Fund BD 2018 CONS FD - Bond 2018 Construction Fund
Investments by Fund
November 30, 2025

Page 6

CUSIP	Investment #	Issuer	Purchase Date	Book Value	Par Value	Market Value	Current Rate	YTM 360	YTM 365	Maturity Days To Date Maturity
Bank Accounts										
MB BD CON 2056	10242	Moody Bank	09/01/2022	0.00	0.00	0.00				1
Subtotal and Average				0.00	0.00	0.00		0.000	0.000	0
Total Investments and Average				0.00	0.00	0.00		0.000	0.000	0

Fund BD 2023 CONS FD - Bond 2023 Construction Fund
Investments by Fund
November 30, 2025

Page 7

CUSIP	Investment #	Issuer	Purchase Date	Book Value	Par Value	Market Value	Current Rate	YTM 360	YTM 365	Maturity Days To Date Maturity
Investment Pools										
TX BD 2023	10291	Texas Class	05/03/2023	0.00	0.00	0.00				1
Subtotal and Average				0.00	0.00	0.00		0.000	0.000	0
Bank Accounts										
MB 23 BND 5610	10292	Moody Bank	05/23/2023	0.00	0.00	0.00				1
Subtotal and Average				0.00	0.00	0.00		0.000	0.000	0
Total Investments and Average				0.00	0.00	0.00		0.000	0.000	0

Fund MPAC - MOODY PERF ARTS CENTER
Investments by Fund
November 30, 2025

Page 8

CUSIP	Investment #	Issuer	Purchase Date	Book Value	Par Value	Market Value	Current Rate	YTM 360	YTM 365	Maturity Days To Date Maturity
Investment Pools										
TX MPAC-0008	10324	Texas Class	05/09/2025	4,763,715.51	4,763,715.51	4,763,715.51	4.107	4.050	4.106	1
Subtotal and Average				4,763,715.51	4,763,715.51	4,763,715.51		4.051	4.107	1
Total Investments and Average				4,763,715.51	4,763,715.51	4,763,715.51		4.051	4.107	1

Fund BLDG FD - Building Proceed Funds
Investments by Fund
November 30, 2025

Page 9

CUSIP	Investment #	Issuer	Purchase Date	Book Value	Par Value	Market Value	Current Rate	YTM 360	YTM 365	Maturity Days To Date Maturity
Investment Pools										
TX BLDG PROC FD	10330	Texas Class	09/19/2025	5,040,321.80	5,040,321.80	5,040,321.80	4.107	4.050	4.106	1
Subtotal and Average				5,040,321.80	5,040,321.80	5,040,321.80		4.051	4.107	1
Total Investments and Average				5,040,321.80	5,040,321.80	5,040,321.80		4.051	4.107	1



**Galveston ISD
Summary by Type
November 30, 2025
Grouped by Fund**

HUB Investment Partners LLC
900 S Capital of Texas Hwy
350
Austin, TX 78746
(512)600-5200

Security Type	Number of Investments	Par Value	Book Value	% of Portfolio	Average YTM 365	Average Days to Maturity
Fund: Bond 2018 Construction Fund						
Bank Accounts	1	0.00	0.00	0.00	0.000	0
Subtotal	1	0.00	0.00	0.00	0.000	0
Fund: Bond 2022 Construction Fund						
Money Market Accounts	1	3,118,944.32	3,118,944.32	1.42	3.711	1
Bank Accounts	1	1,144,130.07	1,144,130.07	0.52	0.050	1
Investment Pools	2	21,350,855.44	21,350,855.44	9.72	4.107	1
Treasury Coupon Securities	2	23,520,000.00	23,508,706.74	10.71	4.240	66
Treasury Discounts -Amortizing	10	106,250,000.00	104,473,793.40	47.58	4.047	158
Subtotal	16	155,383,929.83	153,596,429.97	69.95	4.048	118
Fund: Bond 2023 Construction Fund						
Investment Pools	1	0.00	0.00	0.00	0.000	0
Bank Accounts	1	0.00	0.00	0.00	0.000	0
Subtotal	2	0.00	0.00	0.00	0.000	0
Fund: Building Proceed Funds						
Investment Pools	1	5,040,321.80	5,040,321.80	2.30	4.107	1
Subtotal	1	5,040,321.80	5,040,321.80	2.30	4.107	1
Fund: Child Nutrition						
Bank Accounts	1	263,923.92	263,923.92	0.12	0.050	1
Investment Pools	2	3,704,627.89	3,704,627.89	1.69	4.076	1
Subtotal	3	3,968,551.81	3,968,551.81	1.81	3.809	1
Fund: Interest & Sinking						
Bank Accounts	1	2,048,803.15	2,048,803.15	0.93	0.050	1
Money Market Accounts	1	1,172,106.52	1,172,106.52	0.53	3.468	1
Investment Pools	2	5,414,718.94	5,414,718.94	2.47	4.101	1

Galveston ISD
Summary by Type
November 30, 2025
Grouped by Fund

Page 2

Security Type	Number of Investments	Par Value	Book Value	% of Portfolio	Average YTM 365	Average Days to Maturity
Subtotal	4	8,635,628.61	8,635,628.61	3.93	3.054	1
Fund: General Operating						
Bank Accounts	3	13,115,601.71	13,115,601.71	5.97	3.815	1
Investment Pools	2	29,739,122.49	29,739,122.49	13.54	4.049	1
Subtotal	5	42,854,724.20	42,854,724.20	19.51	3.977	1
Fund: MOODY PERF ARTS CENTER						
Investment Pools	1	4,763,715.51	4,763,715.51	2.17	4.107	1
Subtotal	1	4,763,715.51	4,763,715.51	2.17	4.107	1
Fund: Student Activity						
Investment Pools	1	481,900.25	481,900.25	0.22	4.107	1
Bank Accounts	1	234,574.53	234,574.53	0.11	0.050	1
Subtotal	2	716,474.78	716,474.78	0.33	2.779	1
Total and Average	35	221,363,346.54	219,575,846.68	100.00	3.990	83



Galveston ISD
Purchases Report
Sorted by Fund - Purchase Date
November 1, 2025 - November 30, 2025

HUB Investment Partners LLC
900 S Capital of Texas Hwy
350
Austin, TX 78746
(512)600-5200

CUSIP	Investment #	Fund	Sec. Type	Issuer	Original Par Value	Purchase Date	Payment Periods	Principal Purchased	Accrued Interest at Purchase	Rate at Purchase	Maturity Date	YTM	Ending Book Value
Bond 2022 Construction Fund													
912797SK4	10331	BD 2022	ATD	USTR	7,257,000.00	11/03/2025	10/29 - At Maturity	6,999,396.49		3.550	10/29/2026	3.698	7,019,432.32
Subtotal					7,257,000.00			6,999,396.49	0.00				7,019,432.32
Total Purchases					7,257,000.00			6,999,396.49	0.00				7,019,432.32



Galveston ISD
Interest Earnings
Sorted by Fund - Maturity Date
November 1, 2025 - November 30, 2025
Yield on Beginning Book Value

HUB Investment Partners LLC
900 S Capital of Texas Hwy
350
Austin, TX 78746
(512)600-5200

										Adjusted Interest Earnings		
CUSIP	Investment #	Fund	Security Type	Ending Par Value	Beginning Book Value	Ending Book Value	Maturity Date	Current Rate	Annualized Yield	Interest Earned	Amortization/ Accretion	Adjusted Interest Earnings
Fund: Bond 2022 Construction Fund												
TX BD 2022	10284	BD 2022	RRP	21,350,855.44	27,271,909.95	21,350,855.44		4.107	3.522	78,945.49	0.00	78,945.49
FID BOND MM	10286	BD 2022	RR3	3,118,944.32	10,107,502.86	3,118,944.32		3.660	1.305	10,837.95	0.00	10,837.95
MB BD CON 2022	10287	BD 2022	RR2	1,144,130.07	2,109,650.39	1,144,130.07		0.050	0.053	91.06	0.00	91.06
912797QY6	10329	BD 2022	ATD	5,118,000.00	5,095,652.17	5,112,413.04	12/11/2025	3.932	4.002	0.00	16,760.87	16,760.87
91282CGE5	10315	BD 2022	TRC	7,600,000.00	7,595,110.58	7,597,066.35	01/15/2026	3.875	4.159	24,008.15	1,955.77	25,963.92
91282CGL9	10316	BD 2022	TRC	15,920,000.00	15,908,340.55	15,911,640.39	02/15/2026	4.000	4.223	51,913.05	3,299.84	55,212.89
912797PM3	10317	BD 2022	ATD	10,905,000.00	10,774,325.26	10,809,963.83	02/19/2026	3.922	4.024	0.00	35,638.57	35,638.57
912797PV3	10318	BD 2022	ATD	27,850,000.00	27,438,785.49	27,528,179.95	03/19/2026	3.852	3.964	0.00	89,394.46	89,394.46
912797QD2	10319	BD 2022	ATD	11,680,000.00	11,475,834.39	11,512,731.79	04/16/2026	3.791	3.912	0.00	36,897.40	36,897.40
912797QN0	10320	BD 2022	ATD	10,400,000.00	10,179,756.11	10,213,814.44	05/14/2026	3.930	4.071	0.00	34,058.33	34,058.33
912797QX8	10325	BD 2022	ATD	11,370,000.00	11,101,696.86	11,137,954.05	06/11/2026	3.827	3.974	0.00	36,257.19	36,257.19
912797RF6	10326	BD 2022	ATD	15,925,000.00	15,494,316.48	15,545,998.50	07/09/2026	3.895	4.058	0.00	51,682.02	51,682.02
912797RF6	10327	BD 2022	ATD	497,000.00	483,945.02	485,511.62	07/09/2026	3.787	3.939	0.00	1,566.60	1,566.60
912797RS8	10328	BD 2022	ATD	5,248,000.00	5,092,554.06	5,107,793.86	09/03/2026	3.485	3.641	0.00	15,239.80	15,239.80
912797SK4	10331	BD 2022	ATD	7,257,000.00	0.00	7,019,432.32	10/29/2026	3.550	3.731	0.00	20,035.83	20,035.83
Subtotal				155,383,929.83	160,129,380.17	153,596,429.97			3.713	165,795.70	342,786.68	508,582.38
Fund: Building Proceed Funds												
TX BLDG PROC FD	10330	BLDG FD	RRP	5,040,321.80	5,023,338.49	5,040,321.80		4.107	4.113	16,983.31	0.00	16,983.31
Subtotal				5,040,321.80	5,023,338.49	5,040,321.80			4.113	16,983.31	0.00	16,983.31
Fund: Child Nutrition												
TX DLY 1227-08	10235	CN	RRP	827,749.12	825,055.62	827,749.12		3.970	3.972	2,693.50	0.00	2,693.50
MB CN 7619	10245	CN	RR2	263,923.92	185,869.73	263,923.92		0.050	0.068	10.39	0.00	10.39
TX CNS-0005	10282	CN	RRP	2,876,878.77	3,735,873.56	2,876,878.77		4.107	3.512	10,782.47	0.00	10,782.47
Subtotal				3,968,551.81	4,746,798.91	3,968,551.81			3.457	13,486.36	0.00	13,486.36
Fund: Interest & Sinking												
TX DLY 1227-04	10232	DS	RRP	244,003.27	243,209.28	244,003.27		3.970	3.972	793.99	0.00	793.99

Galveston ISD

Interest Earnings

November 1, 2025 - November 30, 2025

											Adjusted Interest Earnings	
CUSIP	Investment #	Fund	Security Type	Ending Par Value	Beginning Book Value	Ending Book Value	Maturity Date	Current Rate	Annualized Yield	Interest Earned	Amortization/ Accretion	Adjusted Interest Earnings
Fund: Interest & Sinking												
TX DEBT-0002	10238	DS	RRP	5,170,715.67	3,451,955.61	5,170,715.67		4.107	5.080	14,412.73	0.00	14,412.73
MB DS 2049	10243	DS	RR2	2,048,803.15	2,048,724.57	2,048,803.15		0.050	0.047	78.58	0.00	78.58
MB DS MM 7635	10244	DS	RR3	1,172,106.52	1,169,084.18	1,172,106.52		3.420	3.145	3,022.34	0.00	3,022.34
Subtotal				8,635,628.61	6,912,973.64	8,635,628.61			3.222	18,307.64	0.00	18,307.64
Fund: General Operating												
TX DLY 1227-02	10231	GEN OP	RRP	12,640,437.83	12,599,305.74	12,640,437.83		3.970	3.972	41,132.09	0.00	41,132.09
TX GEN-0001	10237	GEN OP	RRP	17,098,684.66	13,403,583.79	17,098,684.66		4.107	4.105	45,222.42	0.00	45,222.42
MB GEN 7601	10246	GEN OP	RR2	1,710,285.83	1,391,007.30	1,710,285.83		0.050	0.095	108.89	0.00	108.89
MB GEN 0616	10293	GEN OP	RR2	11,405,315.62	11,367,904.31	11,405,315.62		4.380	4.004	37,411.31	0.00	37,411.31
MB SCH CSH 1600	10305	GEN OP	RR2	0.26	26.73	0.26		0.050	1.366	0.03	0.00	0.03
Subtotal				42,854,724.20	38,761,827.87	42,854,724.20			3.888	123,874.74	0.00	123,874.74
Fund: MOODY PERF ARTS CENTER												
TX MPAC-0008	10324	MPAC	RRP	4,763,715.51	4,765,435.54	4,763,715.51		4.107	4.100	16,059.47	0.00	16,059.47
Subtotal				4,763,715.51	4,765,435.54	4,763,715.51			4.100	16,059.47	0.00	16,059.47
Fund: Student Activity												
TX ACT-0004	10240	STUACT	RRP	481,900.25	480,276.49	481,900.25		4.107	4.113	1,623.76	0.00	1,623.76
MB ACT 7627	10241	STUACT	RR2	234,574.53	257,128.40	234,574.53		0.050	0.045	9.47	0.00	9.47
Subtotal				716,474.78	737,404.89	716,474.78			2.695	1,633.23	0.00	1,633.23
Total				221,363,346.54	221,077,159.51	219,575,846.68			3.736	356,140.45	342,786.68	698,927.13



Galveston ISD
Accrued Interest
Sorted by Fund - Maturity Date
November 1, 2025 - November 30, 2025

HUB Investment Partners LLC
900 S Capital of Texas Hwy
350
Austin, TX 78746
(512)600-5200

CUSIP	Investment #	Security Type	Par Value	Maturity Date	Current Rate	* Beginning Accrued Interest	Adjusted Acc'd Int. at Purchase During Period	Interest Earned	Interest Received	* Ending Accrued Interest
Bond 2018 Construction Fund										
MB BD CON 2056	10242	RR2	0.00			0.00	0.00	0.00	0.00	0.00
		Subtotal	0.00			0.00	0.00	0.00	0.00	0.00
Bond 2022 Construction Fund										
TX BD 2022	10284	RRP	21,350,855.44		4.107	0.00	0.00	78,945.49	78,945.49	0.00
TX DLY 1227-05	10233	RRP	0.00			0.00	0.00	0.00	0.00	0.00
MB BD CON 2022	10287	RR2	1,144,130.07		0.050	0.00	0.00	91.06	91.06	0.00
FID BOND MM	10286	RR3	3,118,944.32		3.660	0.00	0.00	10,837.95	10,837.95	0.00
912797QY6	10329	ATD	5,118,000.00	12/11/2025	3.932	0.00	0.00	0.00	0.00	0.00
91282CGE5	10315	TRC	7,600,000.00	01/15/2026	3.875	87,229.62	0.00	24,008.15	0.00	111,237.77
91282CGL9	10316	TRC	15,920,000.00	02/15/2026	4.000	134,973.91	0.00	51,913.05	0.00	186,886.96
912797PM3	10317	ATD	10,905,000.00	02/19/2026	3.922	0.00	0.00	0.00	0.00	0.00
912797PV3	10318	ATD	27,850,000.00	03/19/2026	3.852	0.00	0.00	0.00	0.00	0.00
912797QD2	10319	ATD	11,680,000.00	04/16/2026	3.791	0.00	0.00	0.00	0.00	0.00
912797QN0	10320	ATD	10,400,000.00	05/14/2026	3.930	0.00	0.00	0.00	0.00	0.00
912797QX8	10325	ATD	11,370,000.00	06/11/2026	3.827	0.00	0.00	0.00	0.00	0.00
912797RF6	10326	ATD	15,925,000.00	07/09/2026	3.895	0.00	0.00	0.00	0.00	0.00
912797RF6	10327	ATD	497,000.00	07/09/2026	3.787	0.00	0.00	0.00	0.00	0.00
912797RS8	10328	ATD	5,248,000.00	09/03/2026	3.485	0.00	0.00	0.00	0.00	0.00
912797SK4	10331	ATD	7,257,000.00	10/29/2026	3.550	0.00	0.00	0.00	0.00	0.00
		Subtotal	155,383,929.83			222,203.53	0.00	165,795.70	89,874.50	298,124.73
Bond 2023 Construction Fund										
TX BD 2023	10291	RRP	0.00			0.00	0.00	0.00	0.00	0.00
MB 23 BND 5610	10292	RR2	0.00			0.00	0.00	0.00	0.00	0.00
		Subtotal	0.00			0.00	0.00	0.00	0.00	0.00
Building Proceed Funds										
TX BLDG PROC FD	10330	RRP	5,040,321.80		4.107	0.00	0.00	16,983.31	16,983.31	0.00
		Subtotal	5,040,321.80			0.00	0.00	16,983.31	16,983.31	0.00
Child Nutrition										
TX CNS-0005	10282	RRP	2,876,878.77		4.107	0.00	0.00	10,782.47	10,782.47	0.00
TX DLY 1227-08	10235	RRP	827,749.12		3.970	0.00	0.00	2,693.50	2,693.50	0.00

* Beginning Accrued may not include investments that redeemed in the previous month that had outstanding accrued interest. Ending Accrued includes outstanding purchase interest.

Data Updated: SET_GALV: 12/03/2025 14:00

Run Date: 12/03/2025 - 14:00

Portfolio GALV

AC

AI (PRF_AI) 7.3.11

Report Ver. 7.3.11

Galveston ISD
Accrued Interest
Sorted by Fund - Maturity Date

Page 2

CUSIP	Investment #	Security Type	Par Value	Maturity Date	Current Rate	* Beginning Accrued Interest	Adjusted Acc'd Int. at Purchase During Period	Interest Earned	Interest Received	* Ending Accrued Interest
Child Nutrition										
MB CN 7619	10245	RR2	263,923.92		0.050	0.00	0.00	10.39	10.39	0.00
		Subtotal	3,968,551.81			0.00	0.00	13,486.36	13,486.36	0.00
Interest & Sinking										
TX DEBT-0002	10238	RRP	5,170,715.67		4.107	0.00	0.00	14,412.73	14,412.73	0.00
TX DLY 1227-04	10232	RRP	244,003.27		3.970	0.00	0.00	793.99	793.99	0.00
MB DS 2049	10243	RR2	2,048,803.15		0.050	0.00	0.00	78.58	78.58	0.00
MB DS MM 7635	10244	RR3	1,172,106.52		3.420	0.00	0.00	3,022.34	3,022.34	0.00
		Subtotal	8,635,628.61			0.00	0.00	18,307.64	18,307.64	0.00
General Operating										
TX GEN-0001	10237	RRP	17,098,684.66		4.107	0.00	0.00	45,222.42	45,222.42	0.00
TX DLY 1227-02	10231	RRP	12,640,437.83		3.970	0.00	0.00	41,132.09	41,132.09	0.00
MB GEN 7601	10246	RR2	1,710,285.83		0.050	0.00	0.00	108.89	108.89	0.00
MB GEN 0616	10293	RR2	11,405,315.62		4.380	0.00	0.00	37,411.31	37,411.31	0.00
MB SCH CSH 1600	10305	RR2	0.26		0.050	0.00	0.00	0.03	0.03	0.00
		Subtotal	42,854,724.20			0.00	0.00	123,874.74	123,874.74	0.00
MOODY PERFORMING ARTS CENTER										
TX MPAC-0008	10324	RRP	4,763,715.51		4.107	0.00	0.00	16,059.47	16,059.47	0.00
		Subtotal	4,763,715.51			0.00	0.00	16,059.47	16,059.47	0.00
Student Activity										
TX ACT-0004	10240	RRP	481,900.25		4.107	0.00	0.00	1,623.76	1,623.76	0.00
MB ACT 7627	10241	RR2	234,574.53		0.050	0.00	0.00	9.47	9.47	0.00
		Subtotal	716,474.78			0.00	0.00	1,633.23	1,633.23	0.00
		Total	221,363,346.54			222,203.53	0.00	356,140.45	280,219.25	298,124.73

* Beginning Accrued may not include investments that redeemed in the previous month that had outstanding accrued interest. Ending Accrued includes outstanding purchase interest.

Data Updated: SET_GALV: 12/03/2025 14:00

Run Date: 12/03/2025 - 14:00

Portfolio GALV

AC

AI (PRF_AI) 7.3.11

Report Ver. 7.3.11



Galveston ISD
Inventory by Maturity Report
November 30, 2025

HUB Investment Partners LLC
900 S Capital of Texas Hwy
350
Austin, TX 78746
(512)600-5200

CUSIP	Investment #	Fund	Sec. Type	Issuer	Purchase Date	Book Value	Current Rate	Maturity/Call Date	Maturity Amount	Total Days	Par Value	YTM/YTC		Days to Mat./Call
												360	365	
912797QY6	10329	BD 2022	ATD	US Treasury	09/16/2025	5,112,413.04	3.932	12/11/2025	5,118,000.00	86	5,118,000.00	4.024	4.080	10
91282CGE5	10315	BD 2022	TRC	US Treasury	01/16/2025	7,597,066.35	3.875	01/15/2026	7,600,000.00	364	7,600,000.00	4.141	4.198	45
91282CGL9	10316	BD 2022	TRC	US Treasury	02/24/2025	15,911,640.39	4.000	02/15/2026	15,920,000.00	356	15,920,000.00	4.201	4.259	76
912797PM3	10317	BD 2022	ATD	US Treasury	03/04/2025	10,809,963.83	3.922	02/19/2026	10,905,000.00	352	10,905,000.00	4.095	4.151	80
912797PV3	10318	BD 2022	ATD	US Treasury	04/02/2025	27,528,179.95	3.852	03/19/2026	27,850,000.00	351	27,850,000.00	4.019	4.075	108
912797QD2	10319	BD 2022	ATD	US Treasury	04/21/2025	11,512,731.79	3.791	04/16/2026	11,680,000.00	360	11,680,000.00	3.957	4.011	136
912797QN0	10320	BD 2022	ATD	US Treasury	05/19/2025	10,213,814.44	3.930	05/14/2026	10,400,000.00	360	10,400,000.00	4.106	4.163	164
912797QX8	10325	BD 2022	ATD	US Treasury	07/03/2025	11,137,954.05	3.827	06/11/2026	11,370,000.00	343	11,370,000.00	3.990	4.045	192
912797RF6	10326	BD 2022	ATD	US Treasury	07/11/2025	15,545,998.50	3.895	07/09/2026	15,925,000.00	363	15,925,000.00	4.069	4.125	220
912797RF6	10327	BD 2022	ATD	US Treasury	08/19/2025	485,511.62	3.787	07/09/2026	497,000.00	324	497,000.00	3.941	3.996	220
912797RS8	10328	BD 2022	ATD	US Treasury	09/16/2025	5,107,793.86	3.485	09/03/2026	5,248,000.00	352	5,248,000.00	3.626	3.677	276
912797SK4	10331	BD 2022	ATD	US Treasury	11/03/2025	7,019,432.32	3.550	10/29/2026	7,257,000.00	360	7,257,000.00	3.698	3.749	332
Subtotal and Average						127,982,500.14			129,770,000.00		129,770,000.00	4.027	4.083	141
Net Maturities and Average						127,982,500.14			129,770,000.00		129,770,000.00	4.027	4.083	141



Galveston ISD
Projected Cashflow Report
Sorted by Monthly
For the Period December 1, 2025 - May 31, 2026

HUB Investment Partners LLC
900 S Capital of Texas Hwy
350
Austin, TX 78746
(512)600-5200

Projected Trans. Date	Investment #	Fund	Security ID	Transaction Type	Issuer	Par Value	Original Cost	Principal	Interest	Total
December 2025										
12/11/2025	10329	BD 2022	912797QY6	Maturity	US Treasury	5,118,000.00	5,069,932.16	5,118,000.00	0.00	5,118,000.00
Total for December 2025						5,118,000.00	5,069,932.16	5,118,000.00	0.00	5,118,000.00
January 2026										
01/15/2026	10315	BD 2022	91282CGE5	Maturity	US Treasury	7,600,000.00	7,576,250.00	7,600,000.00	147,250.00	7,747,250.00
Total for January 2026						7,600,000.00	7,576,250.00	7,600,000.00	147,250.00	7,747,250.00
February 2026										
02/15/2026	10316	BD 2022	91282CGL9	Maturity	US Treasury	15,920,000.00	15,880,821.84	15,920,000.00	318,400.00	16,238,400.00
02/19/2026	10317	BD 2022	912797PM3	Maturity	US Treasury	10,905,000.00	10,486,820.84	10,905,000.00	0.00	10,905,000.00
Total for February 2026						26,825,000.00	26,367,642.68	26,825,000.00	318,400.00	27,143,400.00
March 2026										
03/19/2026	10318	BD 2022	912797PV3	Maturity	US Treasury	27,850,000.00	26,804,064.84	27,850,000.00	0.00	27,850,000.00
Total for March 2026						27,850,000.00	26,804,064.84	27,850,000.00	0.00	27,850,000.00
April 2026										
04/16/2026	10319	BD 2022	912797QD2	Maturity	US Treasury	11,680,000.00	11,237,211.20	11,680,000.00	0.00	11,680,000.00
Total for April 2026						11,680,000.00	11,237,211.20	11,680,000.00	0.00	11,680,000.00
May 2026										
05/14/2026	10320	BD 2022	912797QN0	Maturity	US Treasury	10,400,000.00	9,991,280.00	10,400,000.00	0.00	10,400,000.00
Total for May 2026						10,400,000.00	9,991,280.00	10,400,000.00	0.00	10,400,000.00
GRAND TOTALS:						89,473,000.00	87,046,380.88	89,473,000.00	465,650.00	89,938,650.00

GLOSSARY	
PAR VALUE	The face value of investment.
MARKET VALUE	The face value multiplied by the market price. It is the last reported price from the report date.
BOOK VALUE	The cost of a bond, plus or minus adjustments for purchase discount or premium adjustments.
AMORTIZATION/ACCRETION	Amortization (accretion) is the process of reducing (increasing) the original cost of the investment on a daily basis in order to equal par value at maturity. Amortization calculations vary by investment type and the basis associated with the type of investment.
SECURITY TYPE DEFINITIONS	Security types are broad category of investments with similar characteristics and risk features such as agency securities, corporate bonds, municipal bonds, and money markets. Codes within the system are utilized to make calculations based on the underlying security. Security type labels are customizable.
BCD	Non-Negotiable CDs
FAC	Federal Agency Coupon Securities
MC1	Municipal Bonds
NCB	Negotiable Certificate of Deposit
RR2	Bank Accounts
RR3	Money Market Accounts
RRP	Investment Pools
SCD	Certificates of Deposit
PURCHASE PRINCIPAL	The original cost of the bond. Par value multiplied by purchase price.
PREMIUM/DISCOUNT	A bond with price below 100 is discount. A bond with price above 100 is premium.
ADJUSTED INTEREST EARNINGS	Net between interest earned and amortization/accretion adjustments within a report period.
EFFECTIVE RATE OF RETURN	Interest earnings adjusted for amortization of premiums and accretion for discounts plus any realized gain or loss divided by the average daily balance of the portfolio divided by 365 and then multiplied by the actual days in the report period.
YIELD TO MATURITY	The yield of an investment as of the purchase date assuming that the bond is held to maturity.
YTM 360	The yield is based on a hypothetical year that has only 360 days.
YTM 365	The yield is based on a 365-day year.
REMAINING COST	The original cost of an investment taking into consideration any partial sales or redemptions for the par value that remains.
STATED RATE	Coupon rate (yield the bond paid on its issue date).
CURRENT RATE	A bond's annual return based on its annual coupon payments and current price (as opposed to its original price or face).

Statement Disclosures

The information provided in this report was created by HUB Investment Partners utilizing data from your custodian that is considered reliable. HUB Investment Partners is relying on the information provided by your custodian; HUB Investment Partners has not audited or otherwise verified the accuracy of the methodology, calculations, or information in this report. As a result, the methodology, calculations, and information presented in the report are not guaranteed by HUB Investment Partners.

HUB Investment Partners is independent of your custodian.

You should consider the account statements received directly from your account custodian as the prevailing document for your account. Please review the information contained on this statement against the statement provided to you from the account custodian or product sponsor. The reported value on your account statement you received from the account custodian may differ from the reported value on this quarterly statement due to a variety of factors including the treatment of accrued income and dividends, rounding and other considerations. If there is any unexplained discrepancy between this statement and the account statement you received from the account custodian, please immediately contact HUB Investment Partners and/or your account custodian. Discrepancies should be reported to HUB Investment Partners via telephone at 512-600-5268.

The account portfolio or assets in the account are valued at the starting and ending points of the period. Cash flows are included in the calculation based on when they occurred during the period.

Performance data quoted represents past performance and does not guarantee future results. The investment return and principal of an investment will fluctuate so that an investor's shares when redeemed may be worth more or less than their original cost. All investments have investment risks such as fluctuation in investment principal including the complete loss of principal invested. The values represented in the report may not reflect the original cost of a client's initial investment. HUB Investment Partners standard reporting does not reflect reinvestment of dividends and other earnings in the performance numbers, unless the account holder specifically asks for inclusion of such earnings. Performance report calculations and figures should not be relied upon for tax purposes.

If you have any changes in your financial situation, risk tolerance, investment objectives or if you wish to impose or modify any reasonable restrictions on the management of your account(s), please contact HUB Investment Partners immediately. Also, please contact us if you would like a current copy of our Disclosure Document, which includes a description of the advisory services we offer.

This material is not intended to present an opinion on legal or tax matters. Please consult with your attorney or tax advisor and compare this document to your custodial statement for accuracy, as applicable.



Galveston ISD
Quarterly Portfolio Management
Portfolio Summary
November 30, 2025

HUB Investment Partners LLC
900 S Capital of Texas Hwy
350
Austin, TX 78746
(512)600-5200


Investments	Par Value	Market Value	Book Value	% of Portfolio	Term	Days to Maturity	YTM 365 Equiv.
Treasury Coupon Securities	23,520,000.00	23,525,814.40	23,508,706.74	10.71	359	66	4.240
Treasury Discounts -Amortizing	106,250,000.00	104,571,625.67	104,473,793.40	47.58	341	158	4.047
Investment Pools	70,495,262.32	70,495,262.32	70,495,262.32	32.11	1	1	4.080
Bank Accounts	16,807,033.38	16,807,033.38	16,807,033.38	7.65	1	1	2.988
Money Market Accounts	4,291,050.84	4,291,050.84	4,291,050.84	1.95	1	1	3.644
	221,363,346.54	219,690,786.61	219,575,846.68	100.00%	201	83	3.990
Investments							
Cash and Accrued Interest							
Accrued Interest at Purchase		0.00	0.00				
Ending Accrued Interest		298,124.73	298,124.73				
Subtotal		298,124.73	298,124.73				
	221,363,346.54	219,988,911.34	219,873,971.41		201	83	3.990
Total Cash and Investments Value							

Total Earnings	November 30 Period Ending
Current Year	2,244,287.69
Average Daily Balance	231,325,089.27
Effective Rate of Return	3.89%

The following reports are submitted in accordance with the Public Funds Investment Act (Texas Gov't Code 2256). The reports also offer supplemental information not required by the Act in order to fully inform the governing body of the District of the position and activity within the District's portfolio of investments.


Lorraine Dochoda, Director of Accounting

12/5/2025


Jeff Martello, Chief Financial Officer

12/8/25

Reporting period 09/01/2025-11/30/2025

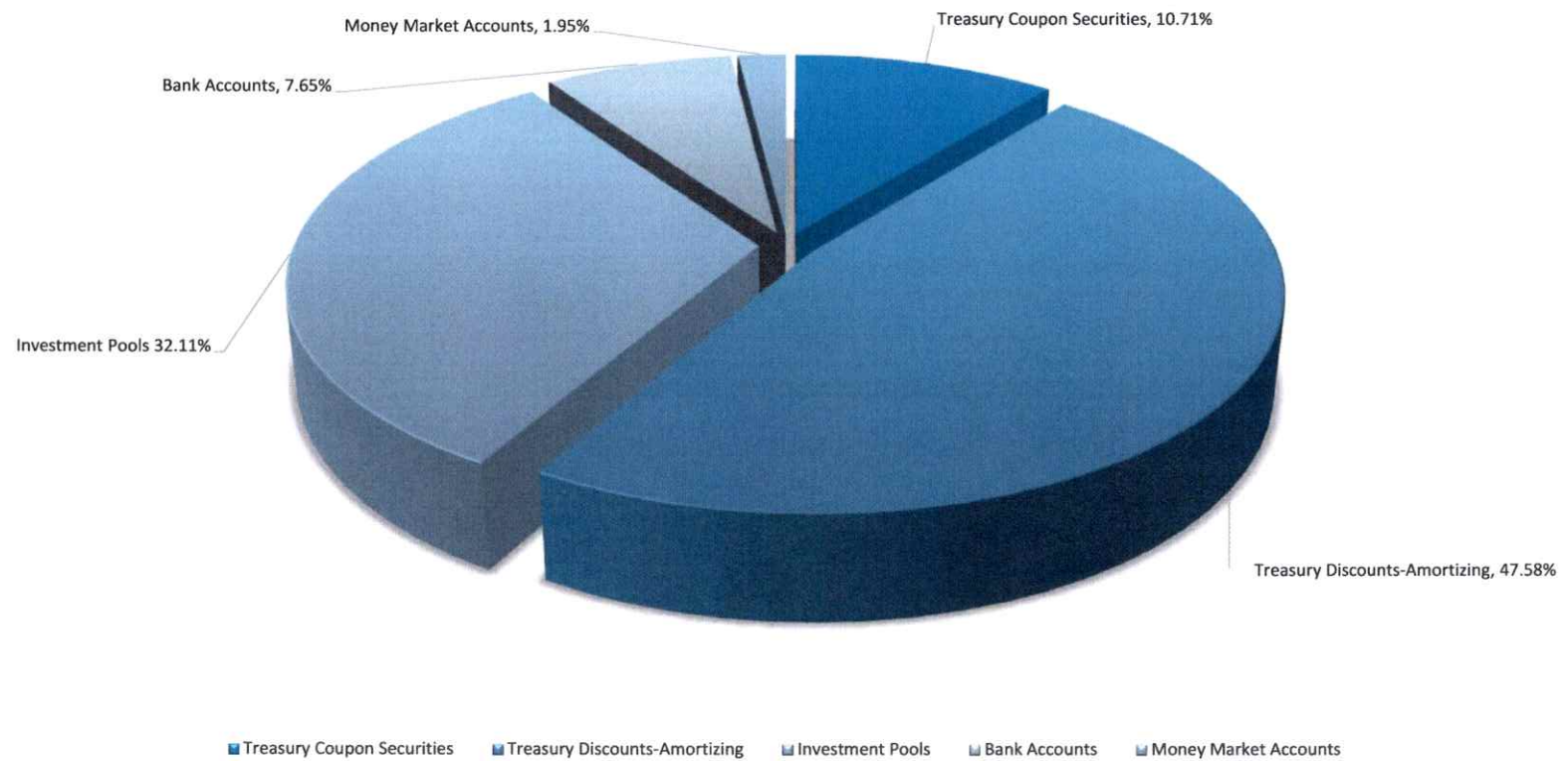
Run Date: 12/03/2025 - 14:06

No fiscal year history available

12.17.25 QUARTERLY CASH & INVESTMENT REPORT - ATTACHMENT D-1

Portfolio GALV
AP
PM (PRF_PM1) 7.3.11
Report Ver. 7.3.11

Book Value Percentages by Investment Type





Galveston ISD
Fund GEN OP - General Operating
Investments by Fund
November 30, 2025

HUB Investment Partners LLC
900 S Capital of Texas Hwy
350
Austin, TX 78746
(512)600-5200

CUSIP	Investment #	Issuer	Purchase Date	Book Value	Par Value	Market Value	Current Rate	YTM 360	YTM 365	Maturity Days To Date Maturity
Investment Pools										
TX GEN-0001	10237	Texas Class	09/01/2022	17,098,684.66	17,098,684.66	17,098,684.66	4.107	4.050	4.106	1
TX DLY 1227-02	10231	Texas Range	09/01/2022	12,640,437.83	12,640,437.83	12,640,437.83	3.970	3.915	3.970	1
Subtotal and Average				29,739,122.49	29,739,122.49	29,739,122.49		3.993	4.049	1
Bank Accounts										
MB GEN 7601	10246	Moody Bank	09/01/2022	1,710,285.83	1,710,285.83	1,710,285.83	0.050	0.049	0.050	1
MB GEN 0616	10293	Moody Bank	05/01/2023	11,405,315.62	11,405,315.62	11,405,315.62	4.380	4.320	4.380	1
MB SCH CSH 1600	10305	Moody Bank	05/01/2024	0.26	0.26	0.26	0.050	0.049	0.050	1
Subtotal and Average				13,115,601.71	13,115,601.71	13,115,601.71		3.763	3.815	1
Total Investments and Average				42,854,724.20	42,854,724.20	42,854,724.20		3.923	3.977	1

**Fund DS - Interest & Sinking
Investments by Fund
November 30, 2025**

Page 2

CUSIP	Investment #	Issuer	Purchase Date	Book Value	Par Value	Market Value	Current Rate	YTM 360	YTM 365	Maturity Days To Date Maturity
Investment Pools										
TX DEBT-0002	10238	Texas Class	09/01/2022	5,170,715.67	5,170,715.67	5,170,715.67	4.107	4.050	4.106	1
TX DLY 1227-04	10232	Texas Range	09/01/2022	244,003.27	244,003.27	244,003.27	3.970	3.915	3.970	1
Subtotal and Average				5,414,718.94	5,414,718.94	5,414,718.94		4.045	4.101	1
Bank Accounts										
MB DS 2049	10243	Moody Bank	09/01/2022	2,048,803.15	2,048,803.15	2,048,803.15	0.050	0.049	0.050	1
Subtotal and Average				2,048,803.15	2,048,803.15	2,048,803.15		0.049	0.050	1
Money Market Accounts										
MB DS MM 7635	10244	Moody Bank	09/01/2022	1,172,106.52	1,172,106.52	1,172,106.52	3.420	3.420	3.467	1
Subtotal and Average				1,172,106.52	1,172,106.52	1,172,106.52		3.420	3.468	1
Total Investments and Average				8,635,628.61	8,635,628.61	8,635,628.61		3.012	3.054	1

Fund STUACT - Student Activity
Investments by Fund
November 30, 2025

Page 3

CUSIP	Investment #	Issuer	Purchase Date	Book Value	Par Value	Market Value	Current Rate	YTM 360	YTM 365	Maturity Days To Date Maturity
Investment Pools										
TX ACT-0004	10240	Texas Class	09/01/2022	481,900.25	481,900.25	481,900.25	4.107	4.050	4.106	1
Subtotal and Average				481,900.25	481,900.25	481,900.25		4.051	4.107	1
Bank Accounts										
MB ACT 7627	10241	Moody Bank	09/01/2022	234,574.53	234,574.53	234,574.53	0.050	0.049	0.050	1
Subtotal and Average				234,574.53	234,574.53	234,574.53		0.049	0.050	1
Total Investments and Average				716,474.78	716,474.78	716,474.78		2.741	2.779	1

**Fund CN - Child Nutrition
Investments by Fund
November 30, 2025**

Page 4

CUSIP	Investment #	Issuer	Purchase Date	Book Value	Par Value	Market Value	Current Rate	YTM 360	YTM 365	Maturity Days To Date Maturity
Investment Pools										
TX CNS-0005	10282	Texas Class	09/01/2022	2,876,878.77	2,876,878.77	2,876,878.77	4.107	4.050	4.106	1
TX DLY 1227-08	10235	Texas Range	09/01/2022	827,749.12	827,749.12	827,749.12	3.970	3.915	3.970	1
Subtotal and Average				3,704,627.89	3,704,627.89	3,704,627.89		4.020	4.076	1
Bank Accounts										
MB CN 7619	10245	Moody Bank	09/01/2022	263,923.92	263,923.92	263,923.92	0.050	0.049	0.050	1
Subtotal and Average				263,923.92	263,923.92	263,923.92		0.049	0.050	1
Total Investments and Average				3,968,551.81	3,968,551.81	3,968,551.81		3.756	3.809	1

Fund BD 2022 CONS FD - Bond 2022 Construction Fund
Investments by Fund
November 30, 2025

Page 5

CUSIP	Investment #	Issuer	Purchase Date	Book Value	Par Value	Market Value	Current Rate	YTM 360	YTM 365	Maturity Date	Days To Maturity
Treasury Coupon Securities											
91282CGE5	10315	US Treasury	01/16/2025	7,597,066.35	7,600,000.00	7,599,924.00	3.875	4.140	4.198	01/15/2026	45
91282CGL9	10316	US Treasury	02/24/2025	15,911,640.39	15,920,000.00	15,925,890.40	4.000	4.200	4.259	02/15/2026	76
Subtotal and Average				23,508,706.74	23,520,000.00	23,525,814.40		4.181	4.240		65
Treasury Discounts -Amortizing											
912797PM3	10317	US Treasury	03/04/2025	10,809,963.83	10,905,000.00	10,815,142.80	3.922	4.094	4.151	02/19/2026	80
912797PV3	10318	US Treasury	04/02/2025	27,528,179.95	27,850,000.00	27,540,586.50	3.852	4.019	4.074	03/19/2026	108
912797QD2	10319	US Treasury	04/21/2025	11,512,731.79	11,680,000.00	11,518,232.00	3.791	3.956	4.011	04/16/2026	136
912797QN0	10320	US Treasury	05/19/2025	10,213,814.44	10,400,000.00	10,226,840.00	3.930	4.106	4.163	05/14/2026	164
912797QX8	10325	US Treasury	07/03/2025	11,137,954.05	11,370,000.00	11,153,742.60	3.827	3.989	4.044	06/11/2026	192
912797RF6	10326	US Treasury	07/11/2025	15,545,998.50	15,925,000.00	15,585,797.50	3.895	4.068	4.125	07/09/2026	220
912797RF6	10327	US Treasury	08/19/2025	485,511.62	497,000.00	486,413.90	3.787	3.941	3.995	07/09/2026	220
912797RS8	10328	US Treasury	09/16/2025	5,107,793.86	5,248,000.00	5,108,035.84	3.485	3.626	3.676	09/03/2026	276
912797QY6	10329	US Treasury	09/16/2025	5,112,413.04	5,118,000.00	5,112,421.38	3.932	4.023	4.079	12/11/2025	10
912797SK4	10331	US Treasury	11/03/2025	7,019,432.32	7,257,000.00	7,024,413.15	3.550	3.698	3.749	10/29/2026	332
Subtotal and Average				104,473,793.40	106,250,000.00	104,571,625.67		3.992	4.047		158
Investment Pools											
TX BD 2022	10284	Texas Class	08/30/2022	21,350,855.44	21,350,855.44	21,350,855.44	4.107	4.050	4.106		1
TX DLY 1227-05	10233	Texas Range	09/01/2022	0.00	0.00	0.00					1
Subtotal and Average				21,350,855.44	21,350,855.44	21,350,855.44		4.051	4.107		1
Bank Accounts											
MB BD CON 2022	10287	Moody Bank	09/08/2022	1,144,130.07	1,144,130.07	1,144,130.07	0.050	0.049	0.050		1
Subtotal and Average				1,144,130.07	1,144,130.07	1,144,130.07		0.049	0.050		1
Money Market Accounts											
FID BOND MM	10286	Fidelity Investments	09/22/2022	3,118,944.32	3,118,944.32	3,118,944.32	3.660	3.660	3.710		1
Subtotal and Average				3,118,944.32	3,118,944.32	3,118,944.32		3.660	3.711		1
Total Investments and Average				153,596,429.97	155,383,929.83	153,711,369.90		3.993	4.048		117

Fund BD 2018 CONS FD - Bond 2018 Construction Fund
Investments by Fund
November 30, 2025

Page 6

CUSIP	Investment #	Issuer	Purchase Date	Book Value	Par Value	Market Value	Current Rate	YTM 360	YTM 365	Maturity Days To Date Maturity
Bank Accounts										
MB BD CON 2056	10242	Moody Bank	09/01/2022	0.00	0.00	0.00				1
Subtotal and Average				0.00	0.00	0.00		0.000	0.000	0
Total Investments and Average				0.00	0.00	0.00		0.000	0.000	0

Fund BD 2023 CONS FD - Bond 2023 Construction Fund
Investments by Fund
November 30, 2025

Page 7

CUSIP	Investment #	Issuer	Purchase Date	Book Value	Par Value	Market Value	Current Rate	YTM 360	YTM 365	Maturity Days To Date Maturity
Investment Pools										
TX BD 2023	10291	Texas Class	05/03/2023	0.00	0.00	0.00				1
Subtotal and Average				0.00	0.00	0.00		0.000	0.000	0
Bank Accounts										
MB 23 BND 5610	10292	Moody Bank	05/23/2023	0.00	0.00	0.00				1
Subtotal and Average				0.00	0.00	0.00		0.000	0.000	0
Total Investments and Average				0.00	0.00	0.00		0.000	0.000	0

Fund MPAC - MOODY PERF ARTS CENTER
Investments by Fund
November 30, 2025

Page 8

CUSIP	Investment #	Issuer	Purchase Date	Book Value	Par Value	Market Value	Current Rate	YTM 360	YTM 365	Maturity Days To Date Maturity
Investment Pools										
TX MPAC-0008	10324	Texas Class	05/09/2025	4,763,715.51	4,763,715.51	4,763,715.51	4.107	4.050	4.106	1
Subtotal and Average				4,763,715.51	4,763,715.51	4,763,715.51		4.051	4.107	1
Total Investments and Average				4,763,715.51	4,763,715.51	4,763,715.51		4.051	4.107	1

Fund BLDG FD - Building Proceed Funds
Investments by Fund
November 30, 2025

Page 9

CUSIP	Investment #	Issuer	Purchase Date	Book Value	Par Value	Market Value	Current Rate	YTM 360	YTM 365	Maturity Days To Date Maturity
Investment Pools										
TX BLDG PROC FD	10330	Texas Class	09/19/2025	5,040,321.80	5,040,321.80	5,040,321.80	4.107	4.050	4.106	1
Subtotal and Average				5,040,321.80	5,040,321.80	5,040,321.80		4.051	4.107	1
Total Investments and Average				5,040,321.80	5,040,321.80	5,040,321.80		4.051	4.107	1



**Galveston ISD
Summary by Type
November 30, 2025
Grouped by Fund**

HUB Investment Partners LLC
900 S Capital of Texas Hwy
350
Austin, TX 78746
(512)600-5200

Security Type	Number of Investments	Par Value	Book Value	% of Portfolio	Average YTM 365	Average Days to Maturity
Fund: Bond 2018 Construction Fund						
Bank Accounts	1	0.00	0.00	0.00	0.000	0
Subtotal	1	0.00	0.00	0.00	0.000	0
Fund: Bond 2022 Construction Fund						
Money Market Accounts	1	3,118,944.32	3,118,944.32	1.42	3.711	1
Bank Accounts	1	1,144,130.07	1,144,130.07	0.52	0.050	1
Investment Pools	2	21,350,855.44	21,350,855.44	9.72	4.107	1
Treasury Coupon Securities	2	23,520,000.00	23,508,706.74	10.71	4.240	66
Treasury Discounts -Amortizing	10	106,250,000.00	104,473,793.40	47.58	4.047	158
Subtotal	16	155,383,929.83	153,596,429.97	69.95	4.048	118
Fund: Bond 2023 Construction Fund						
Investment Pools	1	0.00	0.00	0.00	0.000	0
Bank Accounts	1	0.00	0.00	0.00	0.000	0
Subtotal	2	0.00	0.00	0.00	0.000	0
Fund: Building Proceed Funds						
Investment Pools	1	5,040,321.80	5,040,321.80	2.30	4.107	1
Subtotal	1	5,040,321.80	5,040,321.80	2.30	4.107	1
Fund: Child Nutrition						
Bank Accounts	1	263,923.92	263,923.92	0.12	0.050	1
Investment Pools	2	3,704,627.89	3,704,627.89	1.69	4.076	1
Subtotal	3	3,968,551.81	3,968,551.81	1.81	3.809	1
Fund: Interest & Sinking						
Bank Accounts	1	2,048,803.15	2,048,803.15	0.93	0.050	1
Money Market Accounts	1	1,172,106.52	1,172,106.52	0.53	3.468	1
Investment Pools	2	5,414,718.94	5,414,718.94	2.47	4.101	1

**Galveston ISD
Summary by Type
November 30, 2025
Grouped by Fund**

Page 2

Security Type	Number of Investments	Par Value	Book Value	% of Portfolio	Average YTM 365	Average Days to Maturity
Subtotal	4	8,635,628.61	8,635,628.61	3.93	3.054	1
Fund: General Operating						
Bank Accounts	3	13,115,601.71	13,115,601.71	5.97	3.815	1
Investment Pools	2	29,739,122.49	29,739,122.49	13.54	4.049	1
Subtotal	5	42,854,724.20	42,854,724.20	19.51	3.977	1
Fund: MOODY PERF ARTS CENTER						
Investment Pools	1	4,763,715.51	4,763,715.51	2.17	4.107	1
Subtotal	1	4,763,715.51	4,763,715.51	2.17	4.107	1
Fund: Student Activity						
Investment Pools	1	481,900.25	481,900.25	0.22	4.107	1
Bank Accounts	1	234,574.53	234,574.53	0.11	0.050	1
Subtotal	2	716,474.78	716,474.78	0.33	2.779	1
Total and Average	35	221,363,346.54	219,575,846.68	100.00	3.990	83



Galveston ISD
Purchases Report
Sorted by Fund - Purchase Date
September 1, 2025 - November 30, 2025

HUB Investment Partners LLC
900 S Capital of Texas Hwy
350
Austin, TX 78746
(512)600-5200

CUSIP	Investment #	Fund	Sec. Type	Issuer	Original Par Value	Purchase Date	Payment Periods	Principal Purchased	Accrued Interest at Purchase	Rate at Purchase	Maturity Date	YTM	Ending Book Value
Bond 2022 Construction Fund													
912797RS8	10328	BD 2022	ATD	USTR	5,248,000.00	09/16/2025	09/03 - At Maturity	5,069,186.37		3.485	09/03/2026	3.626	5,107,793.86
912797QY6	10329	BD 2022	ATD	USTR	5,118,000.00	09/16/2025	12/11 - At Maturity	5,069,952.16		3.932	12/11/2025	4.024	5,112,413.04
912797SK4	10331	BD 2022	ATD	USTR	7,257,000.00	11/03/2025	10/29 - At Maturity	6,999,396.49		3.550	10/29/2026	3.698	7,019,432.32
Subtotal					17,623,000.00			17,138,535.02	0.00				17,239,639.22
Building Proceed Funds													
TX BLDG PROC FD	10330	BLDG FD	RRP	CLASS	2,200,000.00	09/19/2025	/ - Monthly	2,200,000.00		4.350		4.350	5,040,321.80
Subtotal					2,200,000.00			2,200,000.00	0.00				5,040,321.80
Total Purchases					19,823,000.00			19,338,535.02	0.00				22,279,961.02



**Galveston ISD
Maturity Report
Sorted by Maturity Date**

Amounts due during September 1, 2025 - November 30, 2025

HUB Investment Partners LLC
900 S Capital of Texas Hwy
350
Austin, TX 78746
(512)600-5200

CUSIP	Investment #	Fund	Sec. Type	Issuer	Par Value	Maturity Date	Purchase Date	Rate at Maturity	Book Value at Maturity	Interest	Maturity Proceeds	Net Income
91282CFK2	10313	BD 2022	TRC	USTR	9,960,000.00	09/15/2025	12/12/2024	3.500	9,960,000.00	174,300.00	10,134,300.00	174,300.00
91282CFP1	10314	BD 2022	TRC	USTR	9,925,000.00	10/15/2025	12/12/2024	4.250	9,925,000.00	210,906.25	10,135,906.25	210,906.25
912797NA1	10312	BD 2022	ATD	USTR	10,100,000.00	10/30/2025	11/19/2024	4.141	10,100,000.00	0.00	10,100,000.00	0.00
Total Maturities					29,985,000.00				29,985,000.00	385,206.25	30,370,206.25	385,206.25



Galveston ISD
Interest Earnings
Sorted by Fund - Maturity Date
September 1, 2025 - November 30, 2025
Yield on Beginning Book Value

HUB Investment Partners LLC
900 S Capital of Texas Hwy
350
Austin, TX 78746
(512)600-5200

										Adjusted Interest Earnings		
CUSIP	Investment #	Fund	Security Type	Ending Par Value	Beginning Book Value	Ending Book Value	Maturity Date	Current Rate	Annualized Yield	Interest Earned	Amortization/ Accretion	Adjusted Interest Earnings
Fund: Bond 2022 Construction Fund												
TX BD 2022	10284	BD 2022	RRP	21,350,855.44	32,509,039.76	21,350,855.44		4.107	3.159	256,000.18	0.00	256,000.18
FID BOND MM	10286	BD 2022	RR3	3,118,944.32	16,034.62	3,118,944.32		3.660	488.122	19,513.51	0.00	19,513.51
MB BD CON 2022	10287	BD 2022	RR2	1,144,130.07	638,096.60	1,144,130.07		0.050	0.163	259.65	0.00	259.65
91282CFK2	10313	BD 2022	TRC	0.00	9,957,189.09	0.00	09/15/2025	3.500	4.208	13,261.96	2,810.91	16,072.87
91282CFP1	10314	BD 2022	TRC	0.00	9,925,169.57	0.00	10/15/2025	4.250	4.224	50,709.70	-169.57	50,540.13
912797NA1	10312	BD 2022	ATD	0.00	10,031,455.06	0.00	10/30/2025	4.141	4.227	0.00	68,544.94	68,544.94
912797QY6	10329	BD 2022	ATD	5,118,000.00	0.00	5,112,413.04	12/11/2025	3.932	4.022	0.00	42,460.88	42,460.88
91282CGE5	10315	BD 2022	TRC	7,600,000.00	7,591,133.85	7,597,066.35	01/15/2026	3.875	4.161	72,824.73	5,932.50	78,757.23
91282CGL9	10316	BD 2022	TRC	15,920,000.00	15,901,630.86	15,911,640.39	02/15/2026	4.000	4.224	157,469.57	10,009.53	167,479.10
912797PM3	10317	BD 2022	ATD	10,905,000.00	10,701,860.18	10,809,963.83	02/19/2026	3.922	4.052	0.00	108,103.65	108,103.65
912797PV3	10318	BD 2022	ATD	27,850,000.00	27,257,016.76	27,528,179.95	03/19/2026	3.852	3.990	0.00	271,163.19	271,163.19
912797QD2	10319	BD 2022	ATD	11,680,000.00	11,400,809.67	11,512,731.79	04/16/2026	3.791	3.938	0.00	111,922.12	111,922.12
912797QN0	10320	BD 2022	ATD	10,400,000.00	10,110,504.17	10,213,814.44	05/14/2026	3.930	4.098	0.00	103,310.27	103,310.27
912797QX8	10325	BD 2022	ATD	11,370,000.00	11,027,973.93	11,137,954.05	06/11/2026	3.827	4.000	0.00	109,980.12	109,980.12
912797RF6	10327	BD 2022	ATD	497,000.00	480,759.61	485,511.62	07/09/2026	3.787	3.965	0.00	4,752.01	4,752.01
912797RF6	10326	BD 2022	ATD	15,925,000.00	15,389,229.70	15,545,998.50	07/09/2026	3.895	4.086	0.00	156,768.80	156,768.80
912797RS8	10328	BD 2022	ATD	5,248,000.00	0.00	5,107,793.86	09/03/2026	3.485	3.658	0.00	38,607.49	38,607.49
912797SK4	10331	BD 2022	ATD	7,257,000.00	0.00	7,019,432.32	10/29/2026	3.550	3.731	0.00	20,035.83	20,035.83
Subtotal				155,383,929.83	172,937,903.43	153,596,429.97			3.913	570,039.30	1,054,232.67	1,624,271.97
Fund: Building Proceed Funds												
TX BLDG PROC FD	10330	BLDG FD	RRP	5,040,321.80	0.00	5,040,321.80		4.107	9.221	40,571.80	0.00	40,571.80
Subtotal				5,040,321.80	0.00	5,040,321.80			9.221	40,571.80	0.00	40,571.80
Fund: Child Nutrition												
TX CNS-0005	10282	CN	RRP	2,876,878.77	3,291,566.37	2,876,878.77		4.107	4.278	35,108.78	0.00	35,108.78
TX DLY 1227-08	10235	CN	RRP	827,749.12	819,316.86	827,749.12		3.970	4.128	8,432.26	0.00	8,432.26
MB CN 7619	10245	CN	RR2	263,923.92	411,596.30	263,923.92		0.050	0.033	33.47	0.00	33.47
Subtotal				3,968,551.81	4,522,479.53	3,968,551.81			3.865	43,574.51	0.00	43,574.51

Portfolio GALV
AP
IE (PRF_IE) 7.3.11
Report Ver. 7.3.11

Galveston ISD

Interest Earnings

Page 2

September 1, 2025 - November 30, 2025

CUSIP	Investment #	Fund	Security Type	Ending Par Value	Beginning Book Value	Ending Book Value	Maturity Date	Current Rate	Adjusted Interest Earnings			
									Annualized Yield	Interest Earned	Amortization/ Accretion	Adjusted Interest Earnings
Fund: Interest & Sinking												
TX DEBT-0002	10238	DS	RRP	5,170,715.67	3,244,623.80	5,170,715.67		4.107	4.741	38,354.29	0.00	38,354.29
TX DLY 1227-04	10232	DS	RRP	244,003.27	241,517.61	244,003.27		3.970	4.128	2,485.66	0.00	2,485.66
MB DS 2049	10243	DS	RR2	2,048,803.15	2,049,600.55	2,048,803.15		0.050	0.049	252.60	0.00	252.60
MB DS MM 7635	10244	DS	RR3	1,172,106.52	1,161,915.13	1,172,106.52		3.420	3.518	10,191.39	0.00	10,191.39
			Subtotal	8,635,628.61	6,697,657.09	8,635,628.61			3.071	51,283.94	0.00	51,283.94
Fund: General Operating												
TX GEN-0001	10237	GEN OP	RRP	17,098,684.66	21,206,663.76	17,098,684.66		4.107	3.267	172,719.72	0.00	172,719.72
TX DLY 1227-02	10231	GEN OP	RRP	12,640,437.83	12,511,669.95	12,640,437.83		3.970	4.128	128,767.88	0.00	128,767.88
MB GEN 7601	10246	GEN OP	RR2	1,710,285.83	3,057,467.74	1,710,285.83		0.050	0.041	316.29	0.00	316.29
MB SCH CSH 1600	10305	GEN OP	RR2	0.26	513.90	0.26		0.050	0.086	0.11	0.00	0.11
MB GEN 0616	10293	GEN OP	RR2	11,405,315.62	13,478,294.08	11,405,315.62		4.380	3.780	127,021.54	0.00	127,021.54
			Subtotal	42,854,724.20	50,254,609.43	42,854,724.20			3.423	428,825.54	0.00	428,825.54
Fund: MOODY PERF ARTS CENTER												
TX MPAC-0008	10324	MPAC	RRP	4,763,715.51	2,797,488.58	4,763,715.51		4.107	7.263	50,658.65	0.00	50,658.65
			Subtotal	4,763,715.51	2,797,488.58	4,763,715.51			7.263	50,658.65	0.00	50,658.65
Fund: Student Activity												
TX ACT-0004	10240	STUACT	RRP	481,900.25	476,828.44	481,900.25		4.107	4.266	5,071.81	0.00	5,071.81
MB ACT 7627	10241	STUACT	RR2	234,574.53	179,815.47	234,574.53		0.050	0.066	29.47	0.00	29.47
			Subtotal	716,474.78	656,643.91	716,474.78			3.116	5,101.28	0.00	5,101.28
			Total	221,363,346.54	237,866,781.97	219,575,846.68			3.861	1,190,055.02	1,054,232.67	2,244,287.69



Galveston ISD
Accrued Interest
Sorted by Fund - Maturity Date
September 1, 2025 - November 30, 2025

HUB Investment Partners LLC
900 S Capital of Texas Hwy
350
Austin, TX 78746
(512)600-5200

CUSIP	Investment #	Security Type	Par Value	Maturity Date	Current Rate	* Beginning Accrued Interest	Adjusted Acc'd Int. at Purchase During Period	Interest Earned	Interest Received	* Ending Accrued Interest
Bond 2018 Construction Fund										
MB BD CON 2056	10242	RR2	0.00			0.00	0.00	0.00	0.00	0.00
		Subtotal	0.00			0.00	0.00	0.00	0.00	0.00
Bond 2022 Construction Fund										
TX BD 2022	10284	RRP	21,350,855.44		4.107	0.00	0.00	256,000.18	256,000.18	0.00
TX DLY 1227-05	10233	RRP	0.00			0.00	0.00	0.00	0.00	0.00
MB BD CON 2022	10287	RR2	1,144,130.07		0.050	0.00	0.00	259.65	259.65	0.00
FID BOND MM	10286	RR3	3,118,944.32		3.660	0.00	0.00	19,513.51	19,513.51	0.00
91282CFK2	10313	TRC	0.00	09/15/2025	3.500	161,038.04	0.00	13,261.96	174,300.00	0.00
91282CFP1	10314	TRC	0.00	10/15/2025	4.250	160,196.55	0.00	50,709.70	210,906.25	0.00
912797NA1	10312	ATD	0.00	10/30/2025	4.141	0.00	0.00	0.00	0.00	0.00
912797QY6	10329	ATD	5,118,000.00	12/11/2025	3.932	0.00	0.00	0.00	0.00	0.00
91282CGE5	10315	TRC	7,600,000.00	01/15/2026	3.875	38,413.04	0.00	72,824.73	0.00	111,237.77
91282CGL9	10316	TRC	15,920,000.00	02/15/2026	4.000	29,417.39	0.00	157,469.57	0.00	186,886.96
912797PM3	10317	ATD	10,905,000.00	02/19/2026	3.922	0.00	0.00	0.00	0.00	0.00
912797PV3	10318	ATD	27,850,000.00	03/19/2026	3.852	0.00	0.00	0.00	0.00	0.00
912797QD2	10319	ATD	11,680,000.00	04/16/2026	3.791	0.00	0.00	0.00	0.00	0.00
912797QN0	10320	ATD	10,400,000.00	05/14/2026	3.930	0.00	0.00	0.00	0.00	0.00
912797QX8	10325	ATD	11,370,000.00	06/11/2026	3.827	0.00	0.00	0.00	0.00	0.00
912797RF6	10326	ATD	15,925,000.00	07/09/2026	3.895	0.00	0.00	0.00	0.00	0.00
912797RF6	10327	ATD	497,000.00	07/09/2026	3.787	0.00	0.00	0.00	0.00	0.00
912797RS8	10328	ATD	5,248,000.00	09/03/2026	3.485	0.00	0.00	0.00	0.00	0.00
912797SK4	10331	ATD	7,257,000.00	10/29/2026	3.550	0.00	0.00	0.00	0.00	0.00
		Subtotal	155,383,929.83			389,065.02	0.00	570,039.30	660,979.59	298,124.73
Bond 2023 Construction Fund										
TX BD 2023	10291	RRP	0.00			0.00	0.00	0.00	0.00	0.00
MB 23 BND 5610	10292	RR2	0.00			0.00	0.00	0.00	0.00	0.00
		Subtotal	0.00			0.00	0.00	0.00	0.00	0.00
Building Proceed Funds										
TX BLDG PROC FD	10330	RRP	5,040,321.80		4.107	0.00	0.00	40,571.80	40,571.80	0.00
		Subtotal	5,040,321.80			0.00	0.00	40,571.80	40,571.80	0.00

* Beginning Accrued may not include investments that redeemed in the previous month that had outstanding accrued interest. Ending Accrued includes outstanding purchase interest.

Galveston ISD
Accrued Interest
Sorted by Fund - Maturity Date

Page 2

CUSIP	Investment #	Security Type	Par Value	Maturity Date	Current Rate	* Beginning Accrued Interest	Adjusted Acc'd Int. at Purchase During Period	Interest Earned	Interest Received	* Ending Accrued Interest
Child Nutrition										
TX CNS-0005	10282	RRP	2,876,878.77		4.107	0.00	0.00	35,108.78	35,108.78	0.00
TX DLY 1227-08	10235	RRP	827,749.12		3.970	0.00	0.00	8,432.26	8,432.26	0.00
MB CN 7619	10245	RR2	263,923.92		0.050	0.00	0.00	33.47	33.47	0.00
		Subtotal	3,968,551.81			0.00	0.00	43,574.51	43,574.51	0.00
Interest & Sinking										
TX DEBT-0002	10238	RRP	5,170,715.67		4.107	0.00	0.00	38,354.29	38,354.29	0.00
TX DLY 1227-04	10232	RRP	244,003.27		3.970	0.00	0.00	2,485.66	2,485.66	0.00
MB DS 2049	10243	RR2	2,048,803.15		0.050	0.00	0.00	252.60	252.60	0.00
MB DS MM 7635	10244	RR3	1,172,106.52		3.420	0.00	0.00	10,191.39	10,191.39	0.00
		Subtotal	8,635,628.61			0.00	0.00	51,283.94	51,283.94	0.00
General Operating										
TX GEN-0001	10237	RRP	17,098,684.66		4.107	0.00	0.00	172,719.72	172,719.72	0.00
TX DLY 1227-02	10231	RRP	12,640,437.83		3.970	0.00	0.00	128,767.88	128,767.88	0.00
MB GEN 7601	10246	RR2	1,710,285.83		0.050	0.00	0.00	316.29	316.29	0.00
MB GEN 0616	10293	RR2	11,405,315.62		4.380	0.00	0.00	127,021.54	127,021.54	0.00
MB SCH CSH 1600	10305	RR2	0.26		0.050	0.00	0.00	0.11	0.11	0.00
		Subtotal	42,854,724.20			0.00	0.00	428,825.54	428,825.54	0.00
MOODY PERF ARTS CENTER										
TX MPAC-0008	10324	RRP	4,763,715.51		4.107	0.00	0.00	50,658.65	50,658.65	0.00
		Subtotal	4,763,715.51			0.00	0.00	50,658.65	50,658.65	0.00
Student Activity										
TX ACT-0004	10240	RRP	481,900.25		4.107	0.00	0.00	5,071.81	5,071.81	0.00
MB ACT 7627	10241	RR2	234,574.53		0.050	0.00	0.00	29.47	29.47	0.00
		Subtotal	716,474.78			0.00	0.00	5,101.28	5,101.28	0.00
		Total	221,363,346.54			389,065.02	0.00	1,190,055.02	1,280,995.31	298,124.73

* Beginning Accrued may not include investments that redeemed in the previous month that had outstanding accrued interest. Ending Accrued includes outstanding purchase interest.



Galveston ISD
Inventory by Maturity Report
November 30, 2025

HUB Investment Partners LLC
900 S Capital of Texas Hwy
350
Austin, TX 78746
(512)600-5200

CUSIP	Investment #	Fund	Sec. Type	Issuer	Purchase Date	Book Value	Current Rate	Maturity/Call Date	Maturity Amount	Total Days	Par Value	YTM/YTC		Days to Mat./Call
												360	365	
912797QY6	10329	BD 2022	ATD	US Treasury	09/16/2025	5,112,413.04	3.932	12/11/2025	5,118,000.00	86	5,118,000.00	4.024	4.080	10
91282CGE5	10315	BD 2022	TRC	US Treasury	01/16/2025	7,597,066.35	3.875	01/15/2026	7,600,000.00	364	7,600,000.00	4.141	4.198	45
91282CGL9	10316	BD 2022	TRC	US Treasury	02/24/2025	15,911,640.39	4.000	02/15/2026	15,920,000.00	356	15,920,000.00	4.201	4.259	76
912797PM3	10317	BD 2022	ATD	US Treasury	03/04/2025	10,809,963.83	3.922	02/19/2026	10,905,000.00	352	10,905,000.00	4.095	4.151	80
912797PV3	10318	BD 2022	ATD	US Treasury	04/02/2025	27,528,179.95	3.852	03/19/2026	27,850,000.00	351	27,850,000.00	4.019	4.075	108
912797QD2	10319	BD 2022	ATD	US Treasury	04/21/2025	11,512,731.79	3.791	04/16/2026	11,680,000.00	360	11,680,000.00	3.957	4.011	136
912797QN0	10320	BD 2022	ATD	US Treasury	05/19/2025	10,213,814.44	3.930	05/14/2026	10,400,000.00	360	10,400,000.00	4.106	4.163	164
912797QX8	10325	BD 2022	ATD	US Treasury	07/03/2025	11,137,954.05	3.827	06/11/2026	11,370,000.00	343	11,370,000.00	3.990	4.045	192
912797RF6	10326	BD 2022	ATD	US Treasury	07/11/2025	15,545,998.50	3.895	07/09/2026	15,925,000.00	363	15,925,000.00	4.069	4.125	220
912797RF6	10327	BD 2022	ATD	US Treasury	08/19/2025	485,511.62	3.787	07/09/2026	497,000.00	324	497,000.00	3.941	3.996	220
912797RS8	10328	BD 2022	ATD	US Treasury	09/16/2025	5,107,793.86	3.485	09/03/2026	5,248,000.00	352	5,248,000.00	3.626	3.677	276
912797SK4	10331	BD 2022	ATD	US Treasury	11/03/2025	7,019,432.32	3.550	10/29/2026	7,257,000.00	360	7,257,000.00	3.698	3.749	332
Subtotal and Average						127,982,500.14			129,770,000.00		129,770,000.00	4.027	4.083	141
Net Maturities and Average						127,982,500.14			129,770,000.00		129,770,000.00	4.027	4.083	141



Galveston ISD
Projected Cashflow Report
Sorted by Monthly
For the Period December 1, 2025 - May 31, 2026

HUB Investment Partners LLC
900 S Capital of Texas Hwy
350
Austin, TX 78746
(512)600-5200

Projected Trans. Date	Investment #	Fund	Security ID	Transaction Type	Issuer	Par Value	Original Cost	Principal	Interest	Total
December 2025										
12/11/2025	10329	BD 2022	912797QY6	Maturity	US Treasury	5,118,000.00	5,069,932.16	5,118,000.00	0.00	5,118,000.00
Total for December 2025						5,118,000.00	5,069,932.16	5,118,000.00	0.00	5,118,000.00
January 2026										
01/15/2026	10315	BD 2022	91282CGE5	Maturity	US Treasury	7,600,000.00	7,576,250.00	7,600,000.00	147,250.00	7,747,250.00
Total for January 2026						7,600,000.00	7,576,250.00	7,600,000.00	147,250.00	7,747,250.00
February 2026										
02/15/2026	10316	BD 2022	91282CGL9	Maturity	US Treasury	15,920,000.00	15,880,821.84	15,920,000.00	318,400.00	16,238,400.00
02/19/2026	10317	BD 2022	912797PM3	Maturity	US Treasury	10,905,000.00	10,486,820.84	10,905,000.00	0.00	10,905,000.00
Total for February 2026						26,825,000.00	26,367,642.68	26,825,000.00	318,400.00	27,143,400.00
March 2026										
03/19/2026	10318	BD 2022	912797PV3	Maturity	US Treasury	27,850,000.00	26,804,064.84	27,850,000.00	0.00	27,850,000.00
Total for March 2026						27,850,000.00	26,804,064.84	27,850,000.00	0.00	27,850,000.00
April 2026										
04/16/2026	10319	BD 2022	912797QD2	Maturity	US Treasury	11,680,000.00	11,237,211.20	11,680,000.00	0.00	11,680,000.00
Total for April 2026						11,680,000.00	11,237,211.20	11,680,000.00	0.00	11,680,000.00
May 2026										
05/14/2026	10320	BD 2022	912797QN0	Maturity	US Treasury	10,400,000.00	9,991,280.00	10,400,000.00	0.00	10,400,000.00
Total for May 2026						10,400,000.00	9,991,280.00	10,400,000.00	0.00	10,400,000.00
GRAND TOTALS:						89,473,000.00	87,046,380.88	89,473,000.00	465,650.00	89,938,650.00

Glossary	
PAR VALUE	The face value of investment.
MARKET VALUE	The face value multiplied by the market price. It is the last reported price from the report date.
BOOK VALUE	The cost of a bond, plus or minus adjustments for purchase discount or premium adjustments.
AMORTIZATION/ACCRETION	Amortization (accretion) is the process of reducing (increasing) the original cost of the investment on a daily basis in order to equal par value at maturity. Amortization calculations vary by investment type and the basis associated with the type of investment.
SECURITY TYPE DEFINITIONS	Security types are a broad category of investments with similar characteristics and risk features such as agency securities, corporate bonds, municipal bonds, and money markets. Codes within the system are utilized to make calculations based on the underlying security. Security type labels are customizable.
RRP	Investment Pools
RR2	Public Fund Interest Checking
RR3	Money Market Accounts
RR4	Cash Insured Accounts
PURCHASE PRINCIPAL	The original cost of the bond. Par value multiplied by purchase price.
PREMIUM/DISCOUNT	A bond with price below 100 is discount. A bond with price above 100 is premium.
ADJUSTED INTEREST EARNINGS	Net between interest earned and amortization/accretion adjustments within a report period.
EFFECTIVE RATE OF RETURN	Interest earnings adjusted for amortization of premiums and accretion for discounts plus any realized gain or loss divided by the average daily balance of the portfolio divided by 365 and then multiplied by the actual days in the report period.
YIELD TO MATURITY	The yield of an investment as of the purchase date assuming that the bond is held to maturity.
YTM 360	The yield is based on a hypothetical year that has only 360 days.
YTM 365	The yield is based on a 365-day year.
REMAINING COST	The original cost of an investment taking into consideration any partial sales or redemptions for the par value that remains.
STATED RATE	Coupon rate (yield the bond paid on its issue date).
CURRENT RATE	A bond's annual return based on its annual coupon payments and current price (as opposed to its original price or face).
GASB 31	Establishes fair value standards for investments in (a) participating interest-earning investment contracts, (b) external investment pools, (c) open-end mutual funds, (d) debt securities, and (e) equity securities, option contracts, stock warrants, and stock rights that have readily determinable fair values.

Statement Disclosures

The information provided in this report was created by HUB Investment Partners utilizing data from your custodian that is considered reliable. HUB Investment Partners is relying on the information provided by your custodian; HUB Investment Partners has not audited or otherwise verified the accuracy of the methodology, calculations, or information in this report. As a result, the methodology, calculations, and information presented in the report are not guaranteed by HUB Investment Partners.

HUB Investment Partners is independent of your custodian.

You should consider the account statements received directly from your account custodian as the prevailing document for your account. Please review the information contained on this statement against the statement provided to you from the account custodian or product sponsor. The reported value on your account statement you received from the account custodian may differ from the reported value on this quarterly statement due to a variety of factors including the treatment of accrued income and dividends, rounding and other considerations. If there is any unexplained discrepancy between this statement and the account statement you received from the account custodian, please immediately contact HUB Investment Partners and/or your account custodian. Discrepancies should be reported to HUB Investment Partners via telephone at 512-600-5268.

The account portfolio or assets in the account are valued at the starting and ending points of the period. Cash flows are included in the calculation based on when they occurred during the period.

Performance data quoted represents past performance and does not guarantee future results. The investment return and principal of an investment will fluctuate so that an investor's shares when redeemed may be worth more or less than their original cost. All investments have investment risks such as fluctuation in investment principal including the complete loss of principal invested. The values represented in the report may not reflect the original cost of a client's initial investment. HUB Investment Partners standard reporting does not reflect reinvestment of dividends and other earnings in the performance numbers, unless the account holder specifically asks for inclusion of such earnings. Performance report calculations and figures should not be relied upon for tax purposes.

If you have any changes in your financial situation, risk tolerance, investment objectives or if you wish to impose or modify any reasonable restrictions on the management of your account(s), please contact HUB Investment Partners immediately. Also, please contact us if you would like a current copy of our Disclosure Document, which includes a description of the advisory services we offer.

This material is not intended to present an opinion on legal or tax matters. Please consult with your attorney or tax advisor and compare this document to your custodial statement for accuracy, as applicable.

GALVESTON ISD
TAX COLLECTIONS BY FUND
AS OF 11/30/25

FUND	FUND	OBJ	OBJ	Revised Budget 2025-2026	FYTD Activity 2025-2026	November 2025-2026 Monthly Activity	2025-26 FYTD (UNDER)/Over Budget
199	GENERAL FUND	5711	TAXES-CURRENT YEAR	\$ 90,788,080	\$ 6,993,009	\$ 6,787,775	\$ (83,795,071)
199	GENERAL FUND	5712	TAXES-DELINQUENT	\$ 1,207,481	\$ 558,918	\$ 182,093	\$ (648,563)
199	GENERAL FUND	5719	PENALTY/INT/OTHER TAX REVENUE	\$ 1,015,000	\$ 192,583	\$ 52,638	\$ (822,417)
FUND TOTAL				\$ 93,010,561	\$ 7,744,511	\$ 7,022,506	\$ (85,266,050)
YTD AS A % OF BUDGET				8.3%			

FUND	FUND	OBJ	OBJ	Revised Budget 2025-2026	FYTD Activity 2025-2026	November 2025-2026 Monthly Activity	2025-26 FYTD (UNDER)/Over Budget
599	DEBT SERVICE FUND	5711	TAXES-CURRENT YEAR	\$ 22,076,700	\$ 1,700,472	\$ 1,650,565	\$ (20,376,228)
599	DEBT SERVICE FUND	5712	TAXES-DELINQUENT	\$ 293,620	\$ 127,768	\$ 42,647	\$ (165,852)
599	DEBT SERVICE FUND	5719	PENALTY/INT/OTHER TAX REVENUE	\$ 125,000	\$ 39,437	\$ 11,135	\$ (85,563)
FUND TOTAL				\$ 22,495,320	\$ 1,867,676	\$ 1,704,347	\$ (20,627,644)
YTD AS A % OF BUDGET				8.3%			

Galveston Independent School District
Bond 2022/2023 Construction Expenditures
As of November 30, 2025

Original Allocation				Revised Allocation				
Voter Approved								
May 7, 2022								
Bond Propositions	Amount Authorized	Bond Sale #1 August 30, 2022	Bond Sale #2 May 3, 2023		Bond Sale #1 August 30, 2022	Bond Sale 1 Int %	Bond Sale #2 May 3, 2023	Bond Sale 2 Int %
A Ball HS	\$ 229,973,721	\$ 170,472,069	\$ 59,501,652	NBH	\$ 169,344,287	67.74%	\$ 60,629,434	93.56%
A Transportation	\$ 2,820,186	\$ 1,849,855	\$ 970,331	VEH	\$ 2,820,186	1.13%	\$ -	
A Bond Resolutions	\$ 1,061,093	\$ 1,061,093	\$ -	BOND RES	\$ 1,061,093	0.42%	\$ -	
B Natatorium at BHS	\$ 15,980,000	\$ 11,825,089	\$ 4,154,911	NNT	\$ 15,980,000	6.39%	\$ -	
C MS Renovation at Central MS	\$ 8,513,236	\$ 8,513,236	\$ -	CMS	\$ 8,456,938	3.38%	\$ -	
C MS Renovation at Weis	\$ 18,746,764	\$ 18,745,885	\$ 879	WMS	\$ 18,212,242	7.28%	\$ 1,068,973	1.65%
C MS Renovation at Austin MS	\$ 8,900,000	\$ 8,727,773	\$ 172,227	AMS	\$ 8,421,846	3.37%	\$ -	
D Technology	\$ 4,535,000	\$ 4,535,000	\$ -	NTC	\$ 4,379,085	1.75%	\$ 155,915	0.24%
E Courville Stadium	\$ 24,270,000	\$ 24,270,000	\$ -	NCS	\$ 21,324,323	8.53%	\$ 2,945,678	4.55%
TOTAL BOND AMOUNT	\$ 314,800,000	\$ 250,000,000	\$ 64,800,000		\$ 250,000,000	100.00%	\$ 64,800,000	100.00%

Propositions Sum of Ball HS and Natatoric \$ 245,953,721
These project budgets have been combined as they will be bid as one.

Project Expenditures not budgeted \$ (5,658,280) Revised amt from reallocation
Bond Funds Interest Earned through Feb 2 \$ 8,506,089
Excess Interest Earned \$ 2,847,809

Interest is included in Balance

Object	Project Name	Prop Code	Description of Expenditure	Revised Bond 2022 Project Budget August 2024	Interest Earned on Bond	Bond Resolution FY21 & FY23	FY 2022	FY 2023	FY 2024	FY 2025	FY 2026	Encumbrances	Balance	Total Expenditures to Date
6100s	New Ball	A	Executive Operations Director	240,000					123,772	126,169	32,565	0	(42,506)	282,506
6619	High School		Land	0					3,176,186	367	0	0	(3,176,553)	3,176,553
6629			Construction	198,533,404	6,975,516			2,124,166	46,816,175	63,798,388	10,651,511	20,653,215	61,465,464	144,043,455
6628			Architect Fees	14,348,058			162,960	6,991,320	1,283,935	3,322,245	435,685	5,484,024	(3,332,111)	17,680,169
6626			Attorney Fees	300,000			19,244	136,032	453	621	0	0	143,650	156,350
6625			Program Management Fees	2,108,280			66,064	141,898	442,972	507,356	265,817	2,091,300	(1,407,126)	3,515,407
6627			Surveys, Testing and Reimb.	701,400				343,590	334,895	104,098	33,089	268,861	(383,134)	1,084,534
6639			Furniture, Fixtures and Equipment	6,450,000				53,026	882	2,821	34,346	3,443,901	2,915,024	3,534,976
6638			Technology	3,250,000					12,792	10,954	364,979	46,795	2,814,480	435,520
			Bond Related Expenses						254,860				(254,860)	254,860
			TOTAL	225,931,142	6,975,516	0	248,268	9,790,032	52,446,923	67,873,019	11,817,992	31,988,097	58,742,328	174,164,330
											142,176,233			
6629	Ball High School	B	Construction	9,857,782	247,441			0	541		0	0	10,104,682	541
6628	Natatorium		Architect Fees	3,000,000				467,858	244,449	(1,321)	26,711	2,051,253	211,049	2,788,951
6626			Attorney Fees	5,000				930	0		0	0	4,070	930
6625			Program Management Fees	5,000				674	350		0	0	3,976	1,024
6627			Surveys, Testing and Reimb.	1,383,208				4,298	14,432	5,649	456	221,262	1,137,111	246,097
6639			Furniture, Fixtures and Equipment	1,152,673				0	0		0	0	1,152,673	0
6638			Technology	576,337				0	0		0	0	576,337	0
			TOTAL	15,980,000	247,441	0	0	473,760	259,772	4,329	27,167	2,272,516	13,189,898	3,037,543
			TOTAL BHS & NATATORIUM	241,911,142	7,222,957	0	248,268	10,263,792	52,706,695	67,877,348	11,845,159	34,260,612	71,932,225	177,201,873
6631	Transportation	A	Buses (13 total - 10 remaining)	1,651,161	43,669			451,854	59,900	1,285,580	0		(102,504)	1,797,334
6631			White Fleet	1,075,712				185,765	607,595	310,665	4828	2,626	(35,767)	1,111,479
6631			Police Vehicles	0				0	0		0	0	0	0
6638			SMART-Tag Student Management Soft	93,313				0	0		0	0	93,313	0
			TOTAL	2,820,186	43,669	0	0	637,619	667,495	1,596,245	4,828	2,626	(44,958)	2,908,813
	Bond Resolutions	A	Capital Expenditures in FY 2022											
			Pre-bond planning - VLK Achitects	178,000	0	178,000							0	178,000
			Parker Elementary HVAC	543,593		543,593							0	543,593
			200KW Generator for Admin Support (144,500		144,500							0	144,500
			Real Property - 4221 Ave. N 1/2	195,000		195,000							0	195,000
			TOTAL	1,061,093	0	1,061,093	0	0	0	0		0	0	1,061,093

Galveston Independent School District
Bond 2022/2023 Construction Expenditures
As of November 30, 2025

				Revised Bond 2022 Project Budget August 2024	Bond Resolution FY21 & FY23										
Object	Project Name	Prop Code	Description of Expenditure		Interest Earned on Bond	FY 2022	FY 2023	FY 2024	FY 2025	FY 2026	Encumbrances	Balance	Total Expenditures		
Middle Schools Renovations															
6629	Austin	C	Construction	7,870,418	130,407		0	2,197,993	871,889	7,150	0	4,923,793	3,077,032		
6628			Architect Fees	290,940			0	167,972	1,888	9,412	62,328	49,340	241,600		
6626			Attorney Fees	5,000			0	0		0	0	5,000	0		
6625			Program Management Fees	98,642			8,419	110,673	12,149	0	0	(32,599)	131,241		
6627			Surveys, Testing and Reimb.	35,000			5,800	30,889	18,636	1,488	0	(21,813)	56,813		
6639			Furniture, Fixtures and Equipment	300,000			0	166,477	63,583	7,232	3,694	59,014	240,986		
6638			Technology	300,000			0	25,433	20,407	7,006	0	247,154	52,845		
TOTAL MS Renovation at Austin				8,900,000	130,407	0	0	14,219	2,699,437	988,552	32,288	66,021	5,229,890	3,800,516	
6629	Central	C	Construction	7,417,474	130,951	521,864	3,501,786	3,002,008	196,291	14,585	0	311,891	7,236,534		
6628			Architect Fees	411,095			527,962	(172,259)	676	0	461,424	(406,707)	817,802		
6626			Attorney Fees	0			0	0		0	0	0	0		
6625			Program Management Fees	194,724			68,565	133,808	9,371	0	0	(17,020)	211,744		
6627			Surveys, Testing and Reimb.	10,063			63	0	8,404	0	11,596	(10,000)	20,063		
6639			Furniture, Fixtures and Equipment	179,816		96,233	88,074	6,023	6,161	0	0	(16,675)	196,491		
6638			Technology	300,063			0	180	8,823	67,725	0	223,335	76,728		
Bond Resolutions - roof repairs								1,567,236		0	0	(1,567,236)	1,567,236		
TOTAL MS Renovation at Central				8,513,235	130,951	0	618,097	4,186,450	4,536,995	229,725	82,310	473,020	(1,482,412)	10,126,598	
6629	Weis	C	Construction	11,771,571	358,412		1,005,172	5,516,903	1,019,755	94,935	24,698	4,468,520	7,661,463		
6628			Architect Fees	937,294			525,366	(81,652)	26,588	0	411,928	55,063	882,231		
6626			Attorney Fees	0			0	0	0	0	0	0	0		
6625			Program Management Fees	0			39,610	118,564	18,887	4,171	17,131	(198,363)	198,363		
6627			Surveys, Testing and Reimb.	313,310			3,800	63,684	1,400	9,880	26,341	208,205	105,105		
6639			Furniture, Fixtures and Equipment	1,093,510			38,548	335,362	39,475	4,705	42,781	632,638	460,872		
6638			Technology	781,079			0	68,073	150,632	193,280	12,205	356,889	424,190		
TOTAL MS Renovation at Weis				14,896,764	358,412	0	0	1,612,496	6,020,934	1,256,737	306,971	535,084	5,522,954	9,732,222	
TOTAL Middle School Renovations				32,309,999	619,770	0	618,097	5,813,166	13,257,365	2,475,014	421,569	1,074,125	9,270,432	23,659,336	
6629	TF to CMS	C	Construction (M31/M32)	0			216,062	(216,062)		11,262	10,367	(21,629)	21,629		
6629	Alamo		Technology	0			0	0		1,680	0	(1,680)	1,680		
6629	Burnet		Construction	0			0	2,540	30,339	3,776	12,867	(49,522)	49,522		
6629	MECC		Construction	0			0	18,980		63,448	0	(82,428)	82,428		
6629	Morgan		Construction	0			0	38,141		0	0	(38,141)	38,141		
6629	OPPE		Construction & Technology	0			0	74,337	2,013	0	2,253	(78,603)	78,603		
6629	Parker		Construction	0			0	15,553		10,104	18,717	(44,374)	44,374		
6629	Transportation Roof		Construction	850,000			0	0		701,282	54,193	94,526	755,474		
	Maintenance		Construction	0			0	0		7,050	0	0	7,050		
	Spoor Field		Construction	0			0	0	0	75,300	0	0	75,300		
TOTAL Misc/Elementary Renovations				850,000	0	0	0	216,062	(66,511)	32,352	873,901	98,397	(221,851)	1,154,201	
6625	Technology	D	Program Management Fees	100,000	78,952		1,843	0			44,030	133,079	45,873		
6638			Hardware and Infrastructure	792,000			164,294	229,869	209,925	163,393	0	24,519	767,481		
6638			Classroom devices and audio	3,643,000			282,688	41,402	398,849	1345175	13,830	1,561,056	2,081,944		
Total Technology				4,535,000	78,952	0	0	448,825	271,271	608,774	1,508,568	57,860	1,718,654	2,895,297	
6629	Courville Stadium	E	Design and Construction	23,288,391	540,741	50,000	18,002,823	3,093,803	2,261,995	509,677	162,250	24,080,548	24,080,548		
6628			Architect Fees	221,400		0	219,000	15,900	40,675	17,164	21,200	313,939	313,939		
6626			Attorney Fees	20,000		4,185	2,022	11,646		0	0	17,853	17,853		
6625			Program Management Fees	757,524		0	453,228	244,060	75,152	43,191	23,893	839,524	839,524		
6627			Surveys, Testing and Reimb.	150,000		1,000	59,420	64,154	21,777	15,486	424	162,262	162,262		
6631			Vehicles > \$5K	11,110		0	11,110	0		0	0	11,110	11,110		
6639			Furniture, Fixtures and Equipment	226,000		0	75,867	142,704		31,024	0	249,595	249,595		
6638			Technology	30,517		0	24,000	11,032	47,380	14,961	0	97,373	97,373		
TOTAL				24,704,942	540,741	0	55,185	18,847,470	3,583,299	2,446,979	631,503	207,767	25,772,203	25,772,203	
GRAND TOTALS				308,192,362	8,506,090	1,061,093	921,550	36,226,934	70,419,614	75,036,712	15,285,528	35,701,387	108,426,706	234,652,817	

BOND 2022 & 2023 INTEREST

**Galveston Independent School District
Bond 2022 & 2023 Interest Earnings
As of November 30, 2025**

		Moody Bank 2022		Texas Class 2022		Moody Bank 2023		Texas Class 2023
	Total Interest Earned	Bond Constr		Bond Constr		Bond Constr		Bond Constr
Aug-22	\$ 32,755	\$ 32,755	\$ -	\$ -	\$ -	\$ -	\$ -	\$ -
Sep-22	\$ 402,692	\$ 8	\$ 402,684	\$ -	\$ -	\$ -	\$ -	\$ -
Oct-22	\$ 134,569	\$ 44	\$ 134,524	\$ -	\$ -	\$ -	\$ -	\$ -
Nov-22	\$ 149,647	\$ 67	\$ 149,580	\$ -	\$ -	\$ -	\$ -	\$ -
Dec-22	\$ 172,618	\$ 53	\$ 172,565	\$ -	\$ -	\$ -	\$ -	\$ -
Jan-23	\$ 180,790	\$ 48	\$ 180,743	\$ -	\$ -	\$ -	\$ -	\$ -
Feb-23	\$ 164,978	\$ 43	\$ 164,936	\$ -	\$ -	\$ -	\$ -	\$ -
Mar-23	\$ 177,198	\$ 92	\$ 177,106	\$ -	\$ -	\$ -	\$ -	\$ -
Apr-23	\$ 168,717	\$ 90	\$ 168,627	\$ -	\$ -	\$ -	\$ -	\$ -
May-23	\$ 431,487	\$ 76	\$ 168,125	\$ 38	\$ 263,247			
Jun-23	\$ 422,195	\$ 102	\$ 158,591	\$ 125	\$ 263,376			
Jul-23	\$ 413,532	\$ 168	\$ 142,117	\$ 130	\$ 271,117			
Aug-23	\$ 377,989	\$ 210	\$ 103,865	\$ 149	\$ 273,765			
Sep-23	\$ 360,650	\$ 160	\$ 92,637	\$ 126	\$ 267,727			
Oct-23	\$ 343,499	\$ 112	\$ 78,582	\$ 206	\$ 264,599			
Nov-23	\$ 307,557	\$ 55	\$ 75,347	\$ 234	\$ 231,920			
Dec-23	\$ 316,657	\$ 45	\$ 76,156	\$ 164	\$ 240,292			
Jan-24	\$ 313,233	\$ 41	\$ 73,860	\$ 82	\$ 239,250			
Feb-24	\$ 280,069	\$ 47	\$ 64,108	\$ 84	\$ 215,830			
Mar-24	\$ 281,237	\$ 61	\$ 59,879	\$ 73	\$ 221,225			
Apr-24	\$ 229,978	\$ 80	\$ 50,876	\$ 151	\$ 178,871			
May-24	\$ 182,286	\$ 93	\$ 47,478	\$ 106	\$ 134,609			
Jun-24	\$ 165,695	\$ 60	\$ 42,810	\$ 124	\$ 122,702			
Jul-24	\$ 151,217	\$ 62	\$ 37,928	\$ 45	\$ 113,183			
Aug-24	\$ 137,113	\$ 50	\$ 31,218	\$ 51	\$ 105,794			
Sep-24	\$ 118,128	\$ 111	\$ 42,358	\$ 120	\$ 75,539			
Oct-24	\$ 154,570	\$ 94	\$ 102,100	\$ 142	\$ 52,234			
Nov-24	\$ 162,952	\$ 79	\$ 131,542	\$ 68	\$ 31,263			
Dec-24	\$ 225,011	\$ 175	\$ 202,664	\$ 69	\$ 22,102			
Jan-25	\$ 246,566	\$ 105	\$ 233,495	\$ 31	\$ 12,935			
Feb-25	\$ 183,710	\$ 119	\$ 171,968	\$ 26	\$ 11,597			
Mar-25	\$ 185,414	\$ 120	\$ 172,542	\$ 27	\$ 12,725			
Apr-25	\$ 148,043	\$ 107	\$ 144,620	\$ 7	\$ 3,309			
May-25	\$ 140,072	\$ 100	\$ 139,968	\$ -	\$ 4			
Jun-25	\$ 133,317	\$ 71	\$ 133,246	\$ -	\$ -			
Jul-25	\$ 130,106	\$ 38	\$ 130,068	\$ -	\$ -			
Aug-25	\$ 123,585	\$ 55	\$ 123,530	\$ -	\$ -			
Sep-25	\$ 90,099	\$ 112	\$ 89,987	\$ -	\$ -			
Oct-25	\$ 87,124	\$ 57	\$ 87,068	\$ -	\$ -			
Nov-25	\$ 79,037	\$ 91	\$ 78,945	\$ -	\$ -			
Total Interest Earned	\$ 8,506,090	\$ 36,054	\$ 4,838,443	\$ 2,378	\$ 3,629,215			
Total Interest by Bond			4,874,496		3,631,594			

VENDOR	AMOUNT
GLAZIER FOODS COMPANY	658,931.20
TRINITY CHARTER SCHOOLS	571,088.49
MOODY EARLY CHILDHOOD CENTER	432,800.00
GALVESTON COLLEGE	322,668.25
RELIANT ENERGY DEPT 0954	280,211.30
SKYWARD, INC	188,146.00
HILAND DAIRY FOODS COMPANY, LLC	110,174.49
AMAZON CAPITAL SERVICES	108,878.57
CITY OF GALVESTON	84,504.96
HARDIES FRESH FOODS	82,907.01
DELL MARKETING LP	81,657.75
MANSFILED OIL COMPANY OF GAINESVILLE	78,976.06
KICKSTART KIDS	78,000.00
COMMUNITIES IN SCHOOLS GALVESTON COUNTY	75,000.00
HARRIS COUNTY DEPARTMENT OF EDUCATION	72,181.91
REGION 4 ESC BUSINESS OFFICE	67,516.50
EF FBO NATIONAL RECRUITING CONSULTANTS, CO	67,150.00
FRONTLINE TECHNOLOGIES GROUP LLC	57,791.80
PERDUE BRANDON FIELDER COLLINS & MOTT LLP	55,618.00
Total Vendors that exceed \$50K	3,474,202.29

VENDOR	AMOUNT
GILBANE BUILDING COMPANY	16,579,945.25
CONNECTION PUBLIC SECTOR SOLUTIONS	1,098,129.00
M SCOTT CONSTRUCTION INC	701,281.57
STUDIO RED ARCHITECTS, LP	330,258.76
HOWARD IND., INC	316,710.00
ZERO SIX CONSULTING, LLC	278,113.50
SHI GOVERNMENT SOLUTIONS INC.	197,411.05
PBK ARCHITECTS INC	181,894.65
AUDIO ENHANCEMENT INC.	181,504.67
BLUUM USA, INC.	177,174.00
BROOME WELDING & MACHINE CO INC	167,213.50
CRESCENT ENGINEERING CO, INC.	163,430.57
DELL MARKETING LP	161,205.30
DYNAMIC GLASS, LLC	108,772.80
ROBERTS AIR LLC	87,800.00
COLTZER COMPANY, LLC	84,467.88
CHAMBERLIN HOUSTON LLC	50,953.50
LUCAS CONSTRUCTION CO., INC.	50,350.00
Total BOND Vendors that exceed \$50K	20,916,616.00

12.17.2025 LOCAL VENDOR ACTIVITY FOR FY 2025-2026 - ATTACHMENT I.xlsx

Full Name	Payments 2025/2026	Zip
A-LINE AUTO PARTS	3,855.39	77551
A. SMECCA INC	460.20	77550
ADS CUSTOM SIGNS	5,175.00	77551
ALERT ALARMS BURGLAR & FIRE PROTECT	3,765.00	77550
ANNA LEIGH SARGENT	5,350.00	77551
BENNETT FLORAL	282.00	77550
BLACK OPTIX TINT	4,100.00	77551
BREEZEWAY CUSTOM SCREENPRINTING	5,521.50	77551
BROOME WELDING & MACHINE CO INC	167,213.50	77554
CATHY LEDOUX	89.04	77550
CENTERPOINT ENERGY HOUSTON ELECTRIC	2,705.00	77550
CHALMERS ACE HARDWARE	6,110.32	77550
CHEF MARY BASS, LLC	1,050.00	77550
CHERYL FOX	46.48	77550
CITY OF GALVESTON	84,504.96	77553
CLASSIC FORD GALVESTON	144.57	77554
COLTZER COMPANY, LLC	84,467.88	77550
COMMUNITIES IN SCHOOLS GALVESTON CO	75,000.00	77553
EL NOPALITO RESTAURANT	2,260.00	77550
FASTSIGNS OF GALVESTON	4,502.09	77551
GALVESTON CHAMBER OF COMMERCE	150.00	77550-1501
GALVESTON COLLEGE	322,668.25	77550
GALVESTON COUNTRY CLUB	3,503.35	77554
GALVESTON ECONOMIC DEVELOPMENT PART	2,500.00	77553
GALVESTON INSURANCE ASSOCIATES	890.14	77552-6767
GALVESTON LIMOUSINE SERVICE	17,237.00	77552
GALVESTON RENTALS, INC	4,116.00	77554
GALVESTON VETERINARY CLINIC	382.18	77551
GINO'S ITALIAN RESTAURANT & PIZZERI	399.76	77551
GISD EDUCATIONAL FOUNDATION	8,775.00	77551
GOLF CART OF GALVESTON LLC	1,360.00	77550
HENRY PORRETTO	300.00	77554
HICKS CO, W U-HAUL	397.50	77554
INDUSTRIAL MATERIAL CORP	204.81	77554
JOSETTE RIVAS	712.00	77550
KEVIN ANTHONY	3,045.00	77554
KLEEN SUPPLY CO	46,125.88	77553
LITTLE BIRD AERIAL INTELLIGENCE , I	850.00	77554
MAISEL-HINSON MAINLAND FLORAL INC	80.50	77550
MARTY'S CITY AUTO INC	920.47	77550
MARTY'S TOWING LLC	85.00	77550
MINUTEMAN PRINTING & GRAPHIC	41.38	77550
MITCHELL CHUOKE PLUMBING, INC.	36,248.20	77551
MOODY EARLY CHILDHOOD CENTER	432,800.00	77550
REPUBLIC PARTS CO	1,958.65	77550
ROBERTS AIR LLC	87,800.00	77554
ROTARY CLUB OF GALVESTON ISLAND	350.00	77552

12.17.2025 LOCAL VENDOR ACTIVITY FOR FY 2025-2026 - ATTACHMENT I.xlsx

Full Name	Payments 2025/2026	Zip
SCOTTY'S OVERHEAD DOOR	7,050.00	77554
SHIPLEY DONUTS	33.72	77551
SOUL TO SOUL	162.00	77551
STEVES WAREHOUSE TIRES	264.54	77551
STEWART'S PACKAGING INC	1,859.20	77550
SUNSHINE CENTER, INC	690.00	77550
TEEN HEALTH CENTER, INC	20,000.00	77553
THE GRAND 1894 OPERA HOUSE	370.00	77550
THE SAN LUIS RESORT SPA & CONFERENC	12,209.40	77551
TIFFANY LYDAY	21,450.00	77554
TOP GEAR APPAREL	8,062.51	77551
TREASURE ISLAND TROPHIES & ENGRAVIN	2,888.03	77551
TRICON LAND SURVEYING LLC	10,130.00	77551
UPWARD HOPE ACADEMY	12,499.98	77550
WEST ISLE URGENT CARE	5,715.00	77551
YAGAS CAFE/TSUNAMI, LLC	1,366.76	77550
Total Local Vendor Activity for FY 2025-2026	1,535,255.14	

BANK CODE	CHECK NUMBER	CHECK DATE	VENDOR	INVOICE DESCRIPTION	AMOUNT
GENERAL OPERATING	4532120	11/5/2025	CITY OF GALVESTON	8/1/25-9/1/25 STADIUM 1429 27TH ST #1	466.53
GENERAL OPERATING	4532120	11/5/2025	CITY OF GALVESTON	8/1/25-9/1/25 STADIUM 1429 27TH ST #2	475.41
GENERAL OPERATING	4532120	11/5/2025	CITY OF GALVESTON	8/1/25-9/1/25 TENNIS CT 4319 AVE O 1/2	81.98
GENERAL OPERATING	4532120	11/5/2025	CITY OF GALVESTON	8/1/25-9/1/25 4319 AVE O 1/2 SPRINKLER #2	766.83
GENERAL OPERATING	4532120	11/5/2025	CITY OF GALVESTON	8/1/25-9/1/25 PRESS BOX 1429 27TH ST	287.59
GENERAL OPERATING	4532120	11/5/2025	CITY OF GALVESTON	8/1/25-9/1/25 BALL 4115 AVE O	1,271.45
GENERAL OPERATING	4532121	11/5/2025	DANIEL MARSHALL	\$400 / MAY 7TH & 8TH , 2025 / TENNIS	400.00
GENERAL OPERATING	4532122	11/5/2025	GARLAND/DBS, INC.	ROOF LEAK AT BURNET LIBRARY	838.54
GENERAL OPERATING	4532123	11/5/2025	MOODY EARLY CHILDHOOD CENTER	***OPEN PURCHASE ORDER*** MECC PAYMENTS FOR BASIC FUNDING ALLOTMENT- FLOW THRU 24-25	132,800.00
GENERAL OPERATING	4532124	11/5/2025	TEXAS DEPARTMENT OF LICENSING AND REGULATION	BOILER INSPECTION REPORT FOR THE NEW BALL HIGH SCHOOL	50.00
GENERAL OPERATING	4532124	11/5/2025	TEXAS DEPARTMENT OF LICENSING AND REGULATION	BOILER INSPECTION REPORT FOR THE NEW BALL HIGH SCHOOL	50.00
GENERAL OPERATING	4532124	11/5/2025	TEXAS DEPARTMENT OF LICENSING AND REGULATION	BOILER INSPECTION REPORT FOR THE NEW BALL HIGH SCHOOL	50.00
GENERAL OPERATING	4532124	11/5/2025	TEXAS DEPARTMENT OF LICENSING AND REGULATION	BOILER INSPECTION REPORT FOR THE NEW BALL HIGH SCHOOL	285.00
GENERAL OPERATING	4532125	11/5/2025	THE SAN LUIS RESORT SPA & CONFERENCE CENTER	CONVOCATION	12,209.40
GENERAL OPERATING	4532126	11/6/2025	4IMPRINT, INC.	OFFICE SUPPLIES	479.12
GENERAL OPERATING	4532126	11/6/2025	4IMPRINT, INC.	OFFICE SUPPLIES	384.08
GENERAL OPERATING	4532126	11/6/2025	4IMPRINT, INC.	OFFICE SUPPLIES	454.88
GENERAL OPERATING	4532127	11/6/2025	A-LINE AUTO PARTS	***OPEN PURCHASE ORDER***FOR PURCHASE OF PARTS 2025-2026 SCHOOL YEAR	6.34
GENERAL OPERATING	4532127	11/6/2025	A-LINE AUTO PARTS	***OPEN PURCHASE ORDER***FOR PURCHASE OF PARTS 2025-2026 SCHOOL YEAR	8.00
GENERAL OPERATING	4532127	11/6/2025	A-LINE AUTO PARTS	***OPEN PURCHASE ORDER***FOR PURCHASE OF PARTS 2025-2026 SCHOOL YEAR	23.82
GENERAL OPERATING	4532128	11/6/2025	ALERT ALARMS BURGLAR & FIRE PROTECTION INC	*** OPEN PURCHASE ORDER***	1,255.00
GENERAL OPERATING	4532129	11/6/2025	AMAZON CAPITAL SERVICES	INSTRUCTIONAL SUPPLIES	218.88
GENERAL OPERATING	4532129	11/6/2025	AMAZON CAPITAL SERVICES	SUPPLIES - SCHUSTER	367.51
GENERAL OPERATING	4532129	11/6/2025	AMAZON CAPITAL SERVICES	OFFICE SUPPLIES FOR PODCAST ROOM	383.41
GENERAL OPERATING	4532129	11/6/2025	AMAZON CAPITAL SERVICES	ART SUPPLIES	503.42
GENERAL OPERATING	4532129	11/6/2025	AMAZON CAPITAL SERVICES	SUPPLIES AND MATERIALS	39.81
GENERAL OPERATING	4532129	11/6/2025	AMAZON CAPITAL SERVICES	SUPPLIES & MATERIALS	188.07
GENERAL OPERATING	4532129	11/6/2025	AMAZON CAPITAL SERVICES	SPED ORDER	126.66
GENERAL OPERATING	4532129	11/6/2025	AMAZON CAPITAL SERVICES	ACE - BURNET OFFICE SUPPLIES FOR NEW SITE COORDINATOR	177.90
GENERAL OPERATING	4532129	11/6/2025	AMAZON CAPITAL SERVICES	ART SUPPLIES	1,123.24
GENERAL OPERATING	4532129	11/6/2025	AMAZON CAPITAL SERVICES	SUPPLIES & MATERIALS	867.63
GENERAL OPERATING	4532129	11/6/2025	AMAZON CAPITAL SERVICES	SUPPLIES & MATERIALS	945.06
GENERAL OPERATING	4532129	11/6/2025	AMAZON CAPITAL SERVICES	SPED ORDER	57.98
GENERAL OPERATING	4532129	11/6/2025	AMAZON CAPITAL SERVICES	THEATER ORDER/J. BROWN	257.47
GENERAL OPERATING	4532129	11/6/2025	AMAZON CAPITAL SERVICES	INSTRUCTIONAL SUPPLIES	36.34
GENERAL OPERATING	4532129	11/6/2025	AMAZON CAPITAL SERVICES	OCI HEADPHONES	56.99
GENERAL OPERATING	4532129	11/6/2025	AMAZON CAPITAL SERVICES	ELAR SUPPLIES	(27.99)
GENERAL OPERATING	4532129	11/6/2025	AMAZON CAPITAL SERVICES	SCIENCE SUPPLIES - BHS	68.76
GENERAL OPERATING	4532129	11/6/2025	AMAZON CAPITAL SERVICES	PLI- ADMIN OFFICE SUPPLIES	151.40
GENERAL OPERATING	4532129	11/6/2025	AMAZON CAPITAL SERVICES	TKP- BRAIN BUDDIES SUPPLIES	296.24
GENERAL OPERATING	4532129	11/6/2025	AMAZON CAPITAL SERVICES	CAP & GOWN GEAR	27.96
GENERAL OPERATING	4532129	11/6/2025	AMAZON CAPITAL SERVICES	OFFICE ORDER/FRONT	158.75

BANK CODE	CHECK NUMBER	CHECK DATE	VENDOR	INVOICE DESCRIPTION	AMOUNT
GENERAL OPERATING	4532129	11/6/2025	AMAZON CAPITAL SERVICES	SUPPLIES	359.20
GENERAL OPERATING	4532129	11/6/2025	AMAZON CAPITAL SERVICES	SUPPLIES	(156.80)
GENERAL OPERATING	4532129	11/6/2025	AMAZON CAPITAL SERVICES	ELAR SUPPLIES	(160.86)
GENERAL OPERATING	4532130	11/6/2025	AT&T	10/23/25-11/22/25 TEEN HEALTH AUSTIN	57.93
GENERAL OPERATING	4532131	11/6/2025	AT&T	10/23/25-11/22/25 AUSTIN TEEN HEALTH SECURITY FAX	57.93
GENERAL OPERATING	4532132	11/6/2025	AT&T	10/23/25-11/22/25 AUSTIN 911 LINE	78.78
GENERAL OPERATING	4532133	11/6/2025	AT&T	10/25/25-11/24/25 EMERGENCY LINE CENTRAL NATATORIUM	79.61
GENERAL OPERATING	4532134	11/6/2025	AT&T	10/23/25-11/22/25	2,766.52
GENERAL OPERATING	4532135	11/6/2025	AT&T	10/23/25-11/22/25 SAN JACINTO SECURITY ALARM	57.93
GENERAL OPERATING	4532136	11/6/2025	AT&T	10/25/25 DISTRICT WIDE CIRCUITS	6,152.13
GENERAL OPERATING	4532137	11/6/2025	AT&T LONG DISTANCE	10/22/25 BAN	10.24
GENERAL OPERATING	4532138	11/6/2025	BOLIVAR PENINSULA WATER SUPPLY CORP	**** OPEN OURCHASE ORDER ****	589.83
GENERAL OPERATING	4532138	11/6/2025	BOLIVAR PENINSULA WATER SUPPLY CORP	**** OPEN OURCHASE ORDER ****	28.93
GENERAL OPERATING	4532139	11/6/2025	BREEZEWAY CUSTOM SCREENPRINTING	CUSTODIAL UNIFORM SHIRTS	1,525.00
GENERAL OPERATING	4532140	11/6/2025	BSN SPORTS LLC	SUPPLIES	164.30
GENERAL OPERATING	4532140	11/6/2025	BSN SPORTS LLC	APPAREL	1,511.24
GENERAL OPERATING	4532140	11/6/2025	BSN SPORTS LLC	APPAREL	984.40
GENERAL OPERATING	4532140	11/6/2025	BSN SPORTS LLC	FOOTBALL SUPPLIES	1,154.34
GENERAL OPERATING	4532141	11/6/2025	CHALLENGE OFFICE PRODUCTS INC	General office supplies 2025/2026 school year	2.71
GENERAL OPERATING	4532141	11/6/2025	CHALLENGE OFFICE PRODUCTS INC	General office supplies 2025/2026 school year	17.58
GENERAL OPERATING	4532141	11/6/2025	CHALLENGE OFFICE PRODUCTS INC	OFFICE SUPPLIES	196.00
GENERAL OPERATING	4532141	11/6/2025	CHALLENGE OFFICE PRODUCTS INC	PAPER FOR CAMPUS COPIERS	3,950.00
GENERAL OPERATING	4532141	11/6/2025	CHALLENGE OFFICE PRODUCTS INC	OFFICE SUPPLIES	592.42
GENERAL OPERATING	4532141	11/6/2025	CHALLENGE OFFICE PRODUCTS INC	OFFICE SUPPLIES	58.85
GENERAL OPERATING	4532141	11/6/2025	CHALLENGE OFFICE PRODUCTS INC	BILINGUAL OFFICE AND STUDENTS SUPPLIES	1,090.53
GENERAL OPERATING	4532141	11/6/2025	CHALLENGE OFFICE PRODUCTS INC	BILINGUAL OFFICE AND STUDENTS SUPPLIES	284.06
GENERAL OPERATING	4532141	11/6/2025	CHALLENGE OFFICE PRODUCTS INC	BILINGUAL OFFICE AND STUDENTS SUPPLIES	426.09
GENERAL OPERATING	4532141	11/6/2025	CHALLENGE OFFICE PRODUCTS INC	SW LOCAL- SUPPLIES	43.63
GENERAL OPERATING	4532141	11/6/2025	CHALLENGE OFFICE PRODUCTS INC	SUPPLIES	43.37
GENERAL OPERATING	4532141	11/6/2025	CHALLENGE OFFICE PRODUCTS INC	OFFICE SUPPLIES	216.76
GENERAL OPERATING	4532142	11/6/2025	CHALMERS ACE HARDWARE	***OPEN PURCHASE ORDER***SUPPLIES & MATERIALS 2025-2026 SCHOOL YEAR	208.45
GENERAL OPERATING	4532143	11/6/2025	CHALMERS ACE HARDWARE	**** OPEN PURCHASE ORDER FOR HVAC ****	12.56
GENERAL OPERATING	4532143	11/6/2025	CHALMERS ACE HARDWARE	**** OPEN PURCHASE ORDER LOCKSMITH ****	112.55
GENERAL OPERATING	4532143	11/6/2025	CHALMERS ACE HARDWARE	**** OPEN PURCHASE ORDER LOCKSMITH ****	22.14
GENERAL OPERATING	4532143	11/6/2025	CHALMERS ACE HARDWARE	**** OPEN PURCHASE ORDER LOCKSMITH ****	17.98
GENERAL OPERATING	4532143	11/6/2025	CHALMERS ACE HARDWARE	**** OPEN PURCHASE ORDER PLUMBING ****	64.29
GENERAL OPERATING	4532143	11/6/2025	CHALMERS ACE HARDWARE	**** OPEN PURCHASE ORDER FOR GROUNDS ****	9.20
GENERAL OPERATING	4532143	11/6/2025	CHALMERS ACE HARDWARE	**** OPEN PURCHASE ORDER LOCKSMITH ****	81.97
GENERAL OPERATING	4532143	11/6/2025	CHALMERS ACE HARDWARE	**** OPEN PURCHASE ORDER FOR HVAC ****	18.36
GENERAL OPERATING	4532143	11/6/2025	CHALMERS ACE HARDWARE	**** OPEN PURCHASE ORDER LOCKSMITH ****	64.96
GENERAL OPERATING	4532143	11/6/2025	CHALMERS ACE HARDWARE	**** OPEN PURCHASE ORDER FOR CARPENTRY ****	24.55

BANK CODE	CHECK NUMBER	CHECK DATE	VENDOR	INVOICE DESCRIPTION	AMOUNT
GENERAL OPERATING	4532143	11/6/2025	CHALMERS ACE HARDWARE	**** OPEN PURCHASE ORDER LOCKSMITH ****	106.97
GENERAL OPERATING	4532143	11/6/2025	CHALMERS ACE HARDWARE	**** OPEN PURCHASE ORDER FOR GROUNDS ****	27.98
GENERAL OPERATING	4532143	11/6/2025	CHALMERS ACE HARDWARE	**** OPEN PURCHASE ORDER FOR CARPENTRY ****	39.07
GENERAL OPERATING	4532143	11/6/2025	CHALMERS ACE HARDWARE	**** OPEN PURCHASE ORDER LOCKSMITH ****	104.55
GENERAL OPERATING	4532143	11/6/2025	CHALMERS ACE HARDWARE	**** OPEN PURCHASE ORDER LOCKSMITH ****	68.93
GENERAL OPERATING	4532143	11/6/2025	CHALMERS ACE HARDWARE	**** OPEN PURCHASE ORDER FOR HVAC ****	89.98
GENERAL OPERATING	4532143	11/6/2025	CHALMERS ACE HARDWARE	**** OPEN PURCHASE ORDER LOCKSMITH ****	52.97
GENERAL OPERATING	4532143	11/6/2025	CHALMERS ACE HARDWARE	**** OPEN PURCHASE ORDER FOR HVAC ****	3.18
GENERAL OPERATING	4532143	11/6/2025	CHALMERS ACE HARDWARE	**** OPEN PURCHASE ORDER FOR CUSTODIAN ****	13.98
GENERAL OPERATING	4532143	11/6/2025	CHALMERS ACE HARDWARE	**** OPEN PURCHASE ORDER LOCKSMITH ****	23.68
GENERAL OPERATING	4532143	11/6/2025	CHALMERS ACE HARDWARE	**** OPEN PURCHASE ORDER LOCKSMITH ****	12.57
GENERAL OPERATING	4532143	11/6/2025	CHALMERS ACE HARDWARE	**** OPEN PURCHASE ORDER FOR HVAC ****	76.52
GENERAL OPERATING	4532143	11/6/2025	CHALMERS ACE HARDWARE	**** OPEN PURCHASE ORDER LOCKSMITH ****	56.95
GENERAL OPERATING	4532143	11/6/2025	CHALMERS ACE HARDWARE	**** OPEN PURCHASE ORDER LOCKSMITH ****	48.56
GENERAL OPERATING	4532143	11/6/2025	CHALMERS ACE HARDWARE	**** OPEN PURCHASE ORDER LOCKSMITH ****	125.97
GENERAL OPERATING	4532143	11/6/2025	CHALMERS ACE HARDWARE	**** OPEN PURCHASE ORDER FOR HVAC ****	51.69
GENERAL OPERATING	4532143	11/6/2025	CHALMERS ACE HARDWARE	**** OPEN PURCHASE ORDER FOR HVAC ****	19.99
GENERAL OPERATING	4532143	11/6/2025	CHALMERS ACE HARDWARE	**** OPEN PURCHASE ORDER LOCKSMITH ****	35.15
GENERAL OPERATING	4532143	11/6/2025	CHALMERS ACE HARDWARE	**** OPEN PURCHASE ORDER FOR HVAC ****	125.24
GENERAL OPERATING	4532143	11/6/2025	CHALMERS ACE HARDWARE	**** OPEN PURCHASE ORDER PLUMBING ****	39.74
GENERAL OPERATING	4532143	11/6/2025	CHALMERS ACE HARDWARE	**** OPEN PURCHASE ORDER FOR HVAC ****	9.59
GENERAL OPERATING	4532143	11/6/2025	CHALMERS ACE HARDWARE	**** OPEN PURCHASE ORDER FOR HVAC ****	41.94
GENERAL OPERATING	4532143	11/6/2025	CHALMERS ACE HARDWARE	**** OPEN PURCHASE ORDER LOCKSMITH ****	91.94
GENERAL OPERATING	4532143	11/6/2025	CHALMERS ACE HARDWARE	**** OPEN PURCHASE ORDER FOR CARPENTRY ****	66.96
GENERAL OPERATING	4532143	11/6/2025	CHALMERS ACE HARDWARE	**** OPEN PURCHASE ORDER FOR HVAC ****	52.48
GENERAL OPERATING	4532143	11/6/2025	CHALMERS ACE HARDWARE	**** OPEN PURCHASE ORDER LOCKSMITH ****	199.98
GENERAL OPERATING	4532143	11/6/2025	CHALMERS ACE HARDWARE	**** OPEN PURCHASE ORDER FOR HVAC ****	89.97
GENERAL OPERATING	4532143	11/6/2025	CHALMERS ACE HARDWARE	**** OPEN PURCHASE ORDER FOR HVAC ****	6.99
GENERAL OPERATING	4532143	11/6/2025	CHALMERS ACE HARDWARE	**** OPEN PURCHASE ORDER PAINTING ****	7.18
GENERAL OPERATING	4532143	11/6/2025	CHALMERS ACE HARDWARE	**** OPEN PURCHASE ORDER FOR HVAC ****	22.76
GENERAL OPERATING	4532143	11/6/2025	CHALMERS ACE HARDWARE	**** OPEN PURCHASE ORDER FOR HVAC ****	178.94
GENERAL OPERATING	4532144	11/6/2025	CITY OF GALVESTON	9/1/25-9/30/25 MORGAN 3502 AVE N	1,451.19

BANK CODE	CHECK NUMBER	CHECK DATE	VENDOR	INVOICE DESCRIPTION	AMOUNT
GENERAL OPERATING	4532145	11/6/2025	COBURN SUPPLY CO	**** OPEN PURCHASE ORDER FOR HVAC ONLY ****	1,781.54
GENERAL OPERATING	4532145	11/6/2025	COBURN SUPPLY CO	**** OPEN PURCHASE ORDER FOR PLUMBING ONLY ****	151.73
GENERAL OPERATING	4532145	11/6/2025	COBURN SUPPLY CO	**** OPEN PURCHASE ORDER FOR PLUMBING ONLY ****	75.92
GENERAL OPERATING	4532145	11/6/2025	COBURN SUPPLY CO	**** OPEN PURCHASE ORDER FOR HVAC ONLY ****	75.52
GENERAL OPERATING	4532145	11/6/2025	COBURN SUPPLY CO	**** OPEN PURCHASE ORDER FOR HVAC ONLY ****	128.69
GENERAL OPERATING	4532145	11/6/2025	COBURN SUPPLY CO	**** OPEN PURCHASE ORDER FOR HVAC ONLY ****	493.77
GENERAL OPERATING	4532145	11/6/2025	COBURN SUPPLY CO	**** OPEN PURCHASE ORDER FOR HVAC ONLY ****	243.15
GENERAL OPERATING	4532145	11/6/2025	COBURN SUPPLY CO	**** OPEN PURCHASE ORDER FOR PLUMBING ONLY ****	462.57
GENERAL OPERATING	4532145	11/6/2025	COBURN SUPPLY CO	**** OPEN PURCHASE ORDER FOR HVAC ONLY ****	139.44
GENERAL OPERATING	4532146	11/6/2025	COP STOP	****OPEN PURCHASE ORDER*****	19.98
GENERAL OPERATING	4532147	11/6/2025	CREATIVE DEIZGNZ BY T SMITH	APPAREL	323.00
GENERAL OPERATING	4532148	11/6/2025	DELL MARKETING LP	GDI- CHROMEBOOKS	49,621.25
GENERAL OPERATING	4532149	11/6/2025	DESIGN SECURITY CONTROLS	*** OPEN PURCHASE ORDER ***	125.00
GENERAL OPERATING	4532150	11/6/2025	EF FBO NATIONAL RECRUITING CONSULTANTS, CO	OPEN PO/CONTRACTED SERVICES/LSSP	3,187.50
GENERAL OPERATING	4532150	11/6/2025	EF FBO NATIONAL RECRUITING CONSULTANTS, CO	OPEN PO/CONTRACTED SERVICES/LSSP	1,700.00
GENERAL OPERATING	4532150	11/6/2025	EF FBO NATIONAL RECRUITING CONSULTANTS, CO	OPEN PO/CONTRACTED SERVICES/LSSP	1,997.50
GENERAL OPERATING	4532151	11/6/2025	ENERGYCAP, LLC	ANNUALLY AGREEMENT FOR PROFESSIONAL SUBSCRIPTION	9,790.00
GENERAL OPERATING	4532152	11/6/2025	ENTERGY	***OPEN PURCHASE ORDER***	7,943.99
GENERAL OPERATING	4532153	11/6/2025	EXCELCIA MUSIC PUBLISING	Music for Ball High choir	328.17
GENERAL OPERATING	4532154	11/6/2025	FUNCTION4 LLC	*** OPEN PURCHASE ORDER ***	6,133.60
GENERAL OPERATING	4532155	11/6/2025	GALVESTON COLLEGE	CLICK CHARGES FOR FULL YEAR 25-26	
GENERAL OPERATING	4532155	11/6/2025	GALVESTON COLLEGE	**** OPEN PURCHASE ORDER ****	91,952.58
GENERAL OPERATING	4532155	11/6/2025	GALVESTON COLLEGE	GALVESTON COLLEGE CONTRACTED SERVICES	
GENERAL OPERATING	4532155	11/6/2025	GALVESTON COLLEGE	**** OPEN PURCHASE ORDER ****	3,049.00
GENERAL OPERATING	4532155	11/6/2025	GALVESTON COLLEGE	GALVESTON COLLEGE CONTRACTED SERVICES	
GENERAL OPERATING	4532155	11/6/2025	GALVESTON COLLEGE	**** OPEN PURCHASE ORDER ****	108,540.00
GENERAL OPERATING	4532155	11/6/2025	GALVESTON COLLEGE	GALVESTON COLLEGE CONTRACTED SERVICES	
GENERAL OPERATING	4532156	11/6/2025	GALVESTON TRANSFER STATION TEXAS LP	**** OPEN PURCHASE ORDER ****	334.80
GENERAL OPERATING	4532157	11/6/2025	GREATAMERICA FINANCIAL SVCS	***OPEN PURCHASE ORDER***	8,620.76
GENERAL OPERATING	4532158	11/6/2025	GULF COAST ADMINISTRATORS OF SPECIAL	2025-26 VARIOUS KONICA MINOLTA COPIERS AND PROD PRINTERS	
GENERAL OPERATING	4532159	11/6/2025	HICKS CO, W U-HAUL	GCASE INVOICES	150.00
GENERAL OPERATING	4532159	11/6/2025	HICKS CO, W U-HAUL	***OPEN PURCHASE ORDER***VEHICLE/BUSES STATE INSPECTION 2025-2026 SCHOOL YEAR	18.50
GENERAL OPERATING	4532160	11/6/2025	HOLT TRUCKS CENTERS OF TEXAS LLC	***OPEN PURCHASE ORDER***	400.52
GENERAL OPERATING	4532161	11/6/2025	HOME DEPOT	PURCHASE OF PARTS 2025-2026 SCHOOL YEAR	
GENERAL OPERATING	4532161	11/6/2025	HOME DEPOT	**** OPEN PURCHASE ORDER FOR CARPENTRY ONLY ****	417.07
GENERAL OPERATING	4532161	11/6/2025	HOME DEPOT	**** OPEN PURCHASE ORDER WAREHOUSE ****	74.09
GENERAL OPERATING	4532161	11/6/2025	HOME DEPOT	**** OPEN PURCHASE ORDER HVAC ONLY ****	106.96
GENERAL OPERATING	4532161	11/6/2025	HOME DEPOT	**** OPEN PURCHASE ORDER FOR	228.14

BANK CODE	CHECK NUMBER	CHECK DATE	VENDOR	INVOICE DESCRIPTION	AMOUNT
GENERAL OPERATING	4532161	11/6/2025	HOME DEPOT	CARPENTRY ONLY **** **** OPEN PURCHASE ORDER	(265.79)
GENERAL OPERATING	4532161	11/6/2025	HOME DEPOT	ELECTRICAL **** **** OPEN PURCHASE ORDER	402.71
GENERAL OPERATING	4532161	11/6/2025	HOME DEPOT	ELECTRICAL **** **** OPEN PURCHASE ORDER	174.91
GENERAL OPERATING	4532161	11/6/2025	HOME DEPOT	ELECTRICAL **** **** OPEN PURCHASE ORDER	74.24
GENERAL OPERATING	4532161	11/6/2025	HOME DEPOT	ELECTRICAL **** **** OPEN PURCHASE ORDER	234.21
GENERAL OPERATING	4532161	11/6/2025	HOME DEPOT	LOCKSMITH ONLY **** **** OPEN PURCHASE ORDER	19.80
GENERAL OPERATING	4532161	11/6/2025	HOME DEPOT	ELECTRICAL **** **** OPEN PURCHASE ORDER FOR	262.57
GENERAL OPERATING	4532161	11/6/2025	HOME DEPOT	CARPENTRY ONLY **** **** OPEN PURCHASE ORDER FOR	495.88
GENERAL OPERATING	4532161	11/6/2025	HOME DEPOT	CARPENTRY ONLY **** **** OPEN PURCHASE ORDER ****	571.90
GENERAL OPERATING	4532161	11/6/2025	HOME DEPOT	**** OPEN PURCHASE ORDER ****	24.75
GENERAL OPERATING	4532162	11/6/2025	IDENTIFIX INC	RENEWAL	1,788.00
GENERAL OPERATING	4532163	11/6/2025	KLEEN SUPPLY CO	*** OPEN PURCHASE ORDER	885.10
GENERAL OPERATING	4532163	11/6/2025	KLEEN SUPPLY CO	CUSTODIAN*** *** OPEN PURCHASE ORDER	627.42
GENERAL OPERATING	4532163	11/6/2025	KLEEN SUPPLY CO	CUSTODIAN*** *** OPEN PURCHASE ORDER	221.28
GENERAL OPERATING	4532163	11/6/2025	KLEEN SUPPLY CO	CUSTODIAN*** *** OPEN PURCHASE ORDER	77.40
GENERAL OPERATING	4532163	11/6/2025	KLEEN SUPPLY CO	CUSTODIAN*** *** OPEN PURCHASE ORDER	149.34
GENERAL OPERATING	4532163	11/6/2025	KLEEN SUPPLY CO	CUSTODIAN*** *** OPEN PURCHASE ORDER	779.30
GENERAL OPERATING	4532163	11/6/2025	KLEEN SUPPLY CO	CUSTODIAN*** *** OPEN PURCHASE ORDER	492.35
GENERAL OPERATING	4532163	11/6/2025	KLEEN SUPPLY CO	CUSTODIAN*** *** OPEN PURCHASE ORDER	401.60
GENERAL OPERATING	4532163	11/6/2025	KLEEN SUPPLY CO	CUSTODIAN*** ***OPEN PURCHASE ORDER FOR	668.40
GENERAL OPERATING	4532163	11/6/2025	KLEEN SUPPLY CO	HVAC*** ***OPEN PURCHASE ORDER FOR	54.43
GENERAL OPERATING	4532164	11/6/2025	KROGER-SOUTHWEST	HVAC*** KROGER OPEN PO	29.99
GENERAL OPERATING	4532164	11/6/2025	KROGER-SOUTHWEST	***OPEN PURCHASE ORDER***	259.98
GENERAL OPERATING	4532164	11/6/2025	KROGER-SOUTHWEST	GENERAL OFFICE SUPPLIES 2025-2026 SCHOOL YEAR	48.11
GENERAL OPERATING	4532164	11/6/2025	KROGER-SOUTHWEST	TKP- OPEN PO FOR 25-26 SY	28.29
GENERAL OPERATING	4532164	11/6/2025	KROGER-SOUTHWEST	TKP- OPEN PO FOR 25-26 SY OPEN PO NOT TO EXCEED 2,000 (BHS)	56.92
GENERAL OPERATING	4532164	11/6/2025	KROGER-SOUTHWEST	*****OPEN PO*****	26.47
GENERAL OPERATING	4532164	11/6/2025	KROGER-SOUTHWEST	*****OPEN PO*****	84.83
GENERAL OPERATING	4532165	11/6/2025	LAKESHORE LEARNING MATERIALS, LLC	SUPPLIES AND MATERIALS	284.94
GENERAL OPERATING	4532166	11/6/2025	LEAD4WARD LLC	TI CENTRAL- CAMPUS SUPPORT	4,500.00
GENERAL OPERATING	4532167	11/6/2025	LYDAY, TIFFANY	OPEN PO/CONTRACTED SERVICES/LSSP	10,237.50
GENERAL OPERATING	4532168	11/6/2025	MANSFILED OIL COMPANY OF GAINESVILLE	**OPEN PURCHASE ORDER***FOR DELIVERY OF FUEL/DIESEL 2025-2026 SCHOOL YEAR	4,877.70
GENERAL OPERATING	4532168	11/6/2025	MANSFILED OIL COMPANY OF GAINESVILLE	**OPEN PURCHASE ORDER***FOR DELIVERY OF FUEL/DIESEL 2025-2026 SCHOOL YEAR	8,209.05
GENERAL OPERATING	4532169	11/6/2025	MASTERWORD SERVICES, INC	CONTRACTED SERVICES/ASL TRANSLATION	382.46
GENERAL OPERATING	4532170	11/6/2025	MATHWARM-UPS.COM	MATH AND SCIENCE SUPPLIES QUOTE-001548	3,390.00

BANK CODE	CHECK NUMBER	CHECK DATE	VENDOR	INVOICE DESCRIPTION	AMOUNT
GENERAL OPERATING	4532171	11/6/2025	MOODY EARLY CHILDHOOD CENTER	***OPEN PURCHASE ORDER*** MECC PAYMENTS FOR BASIC FUNDING ALLOTMENT- FLOW THRU 25-26	150,000.00
GENERAL OPERATING	4532172	11/6/2025	NANCY L FOREMAN & ASSOCIATES LLC	OPEN PO/CONTRACTED SERVICES/SLP	15,891.67
GENERAL OPERATING	4532172	11/6/2025	NANCY L FOREMAN & ASSOCIATES LLC	OPEN PO/CONTRACTED SERVICES/SLP	1,125.00
GENERAL OPERATING	4532173	11/6/2025	O'REILLY AUTO PARTS	***OPEN PURCHASE ORDER***PURCHASE OF PARTS 2025-2026 SCHOOL YEAR	31.20
GENERAL OPERATING	4532173	11/6/2025	O'REILLY AUTO PARTS	***OPEN PURCHASE ORDER***PURCHASE OF PARTS 2025-2026 SCHOOL YEAR	8.46
GENERAL OPERATING	4532173	11/6/2025	O'REILLY AUTO PARTS	**** OPEN PO ****AUTOMOTIVE PARTS & SUPPLIES	59.94
GENERAL OPERATING	4532174	11/6/2025	ONWARD LEARNING	***OPEN PURCHASE ORDER*** 2025 - 2026 MEDICAID CLAIMS	543.91
GENERAL OPERATING	4532175	11/6/2025	PENS.COM	OFFICE SUPPLIES	312.62
GENERAL OPERATING	4532175	11/6/2025	PENS.COM	OFFICE SUPPLIES	312.62
GENERAL OPERATING	4532176	11/6/2025	PLAYSCRIPTS	PLAYSCRIPTS	398.39
GENERAL OPERATING	4532177	11/6/2025	PLAZA TOVAR, SANDRA	OPEN PO/CONTRACTED SERVICES/LSSP	4,810.00
GENERAL OPERATING	4532178	11/6/2025	R&R GAS AND EQUIPMENT, INC	**** OPEN PO ****GAS & CYLINDER RENTAL	536.30
GENERAL OPERATING	4532179	11/6/2025	RACKMOUNT SOLUTIONS	ID SUPPLIES (BHS)	2,800.00
GENERAL OPERATING	4532180	11/6/2025	REGION 4 ESC BUSINESS OFFICE	REGION 4 OPEN PO/2025.2026 SY/SPED	125.00
GENERAL OPERATING	4532181	11/6/2025	RELIANT ENERGY DEPT 0954	9/9/25-10/8/25 WEIS 7000 AVE S	7,928.85
GENERAL OPERATING	4532181	11/6/2025	RELIANT ENERGY DEPT 0954	9/14/25-10/13/25 COURVILLE PARKING LOT	202.95
GENERAL OPERATING	4532181	11/6/2025	RELIANT ENERGY DEPT 0954	9/16/25-10/15/25 CENTRAL PARKING LOT 903 30TH ST	7.67
GENERAL OPERATING	4532181	11/6/2025	RELIANT ENERGY DEPT 0954	9/16/25-10/15/25 CENTRAL PARKING LOT 903 31ST ST	15.87
GENERAL OPERATING	4532181	11/6/2025	RELIANT ENERGY DEPT 0954	9/14/25-10/13/25 COURVILLE STADIUM 1307 27TH ST	2,677.59
GENERAL OPERATING	4532181	11/6/2025	RELIANT ENERGY DEPT 0954	9/14/25-10/13/25 BALL 4115 AVE O TEMP	66.91
GENERAL OPERATING	4532181	11/6/2025	RELIANT ENERGY DEPT 0954	9/14/25-10/13/25 BALL 1416 1/2 43RD ST	12,196.91
GENERAL OPERATING	4532181	11/6/2025	RELIANT ENERGY DEPT 0954	9/14/25-10/13/25 BALL 1414 1/2 43RD ST	1,250.75
GENERAL OPERATING	4532182	11/6/2025	REPUBLIC PARTS CO	***OPEN PURCHASE ORDER*** HVAC SUPPLIES & SERVICES	100.94
GENERAL OPERATING	4532182	11/6/2025	REPUBLIC PARTS CO	***OPEN PURCHASE ORDER*** HVAC SUPPLIES & SERVICES	37.31
GENERAL OPERATING	4532182	11/6/2025	REPUBLIC PARTS CO	***OPEN PURCHASE ORDER*** HVAC SUPPLIES & SERVICES	29.36
GENERAL OPERATING	4532182	11/6/2025	REPUBLIC PARTS CO	***OPEN PURCHASE ORDER*** LOCKSMITH SUPPLIES & SERVICES	16.48
GENERAL OPERATING	4532182	11/6/2025	REPUBLIC PARTS CO	***OPEN PURCHASE ORDER GROUNDS***	78.99
GENERAL OPERATING	4532183	11/6/2025	REPUBLIC SERVICES #853	*** OPEN PURCHASE ORDER ***	11,680.85
GENERAL OPERATING	4532184	11/6/2025	ROTARY CLUB OF GALVESTON ISLAND	OPEN PO - MEMBER DUES	350.00
GENERAL OPERATING	4532185	11/6/2025	SCHOOL HEALTH CORPORATION	PO NOT TO EXCEED (CLINIC SUPPLIES BHS)	568.49
GENERAL OPERATING	4532186	11/6/2025	SCHOOL SPECIALTY, LLC	ART ORDER/K. BACON	1,092.98
GENERAL OPERATING	4532187	11/6/2025	SOUTH REGION DRIVING SCHOOL - TEXAS CITY LLC	ACE- BHS DRIVER'S EDUCATION FOR 25-26 SY	10,065.00
GENERAL OPERATING	4532188	11/6/2025	SOUTHERN TIRE MART, LLC	***OPEN PURCHASE ORDER***PURCHASE OF TIRES FOR BUSES AND OR FLEET VEHICLES	2,305.65

BANK CODE	CHECK NUMBER	CHECK DATE	VENDOR	INVOICE DESCRIPTION	AMOUNT
GENERAL OPERATING	4532189	11/6/2025	SUPER DUPER PUBLICATIONS	2025-2026 SCHOOL YEAR SPEECH SUPPLIES	283.15
GENERAL OPERATING	4532190	11/6/2025	TASBO	REGISTRATION FOR ASSISTANT SUPERINTENDENT ONLINE TRAININGS	750.00
GENERAL OPERATING	4532191	11/6/2025	TEXAS ART EDUCATION ASSOCIATION	TAEA REGISTRATION AND MEMBERSHIP FOR NOELLE EDWARDS ROUND ROCK, 11/20-11/22	220.00
GENERAL OPERATING	4532191	11/6/2025	TEXAS ART EDUCATION ASSOCIATION	TAEA REGISTRATION AND MEMBERSHIP FOR CHRISTY OWENS ROUND ROCK, 11/20-11/22	220.00
GENERAL OPERATING	4532192	11/6/2025	TEXAS COUNCIL OF ADMINISTRATORS OF SPEC EDU	TCASE MEMBERSHIP	95.00
GENERAL OPERATING	4532192	11/6/2025	TEXAS COUNCIL OF ADMINISTRATORS OF SPEC EDU	TCASE MEMBERSHIP	95.00
GENERAL OPERATING	4532192	11/6/2025	TEXAS COUNCIL OF ADMINISTRATORS OF SPEC EDU	TCASE MEMBERSHIP	95.00
GENERAL OPERATING	4532193	11/6/2025	TEXAS GAS SERVICE	9/25/25-10/24/25 ROSENBERG 721 10TH ST	193.53
GENERAL OPERATING	4532193	11/6/2025	TEXAS GAS SERVICE	9/25/25-10/24/25 CENTRAL 3115 AVE H	1,248.77
GENERAL OPERATING	4532193	11/6/2025	TEXAS GAS SERVICE	9/26/25-10/27/25 MECC 2009 AVE K	256.74
GENERAL OPERATING	4532193	11/6/2025	TEXAS GAS SERVICE	9/26/25-10/27/25 AUSTIN 1514 AVE N 1/2	337.95
GENERAL OPERATING	4532193	11/6/2025	TEXAS GAS SERVICE	9/26/25-10/27/25 AUSTIN GYM 1514 AVE N 1/2	213.58
GENERAL OPERATING	4532193	11/6/2025	TEXAS GAS SERVICE	9/26/25-10/27/25 BALL HIGH 4101 AVE P	161.40
GENERAL OPERATING	4532194	11/6/2025	THERAPYTRAVELERS, LLC	OPEN PO/CONTRACTED SERVICES/LSSP	1,800.00
GENERAL OPERATING	4532195	11/6/2025	THOMPSON & HORTON LP	LEGAL FEES	2,066.25
GENERAL OPERATING	4532195	11/6/2025	THOMPSON & HORTON LP	LEGAL FEES	2,275.00
GENERAL OPERATING	4532195	11/6/2025	THOMPSON & HORTON LP	LEGAL FEES	88.75
GENERAL OPERATING	4532195	11/6/2025	THOMPSON & HORTON LP	LEGAL FEES	1,003.75
GENERAL OPERATING	4532195	11/6/2025	THOMPSON & HORTON LP	LEGAL FEES	4,212.50
GENERAL OPERATING	4532196	11/6/2025	TOP GEAR APPAREL	UNIFORM SHIRTS FOR CUSTODIAL DEPARTMENT	1,369.43
GENERAL OPERATING	4532197	11/6/2025	WEISSMAN'S THEATRICAL SUPPLY INC	STUDENT ACTIVE WEAR	224.15
GENERAL OPERATING	4532198	11/6/2025	WEST ISLE URGENT CARE	***OPEN PURCHASE ORDER***DOT PHYSICALS/RANDOMS 2025-2026 SCHOOL YEAR	1,299.00
GENERAL OPERATING	4532198	11/6/2025	WEST ISLE URGENT CARE	***OPEN PURCHASE ORDER*** OPEN SERVICES FOR GISD STAFF	70.00
GENERAL OPERATING	4532199	11/6/2025	WESTERN PSYCHOLOGICAL SERVICES	SPED ASSESSMENT	969.10
GENERAL OPERATING	4532200	11/6/2025	YAGAS CAFE/Tsunami, LLC	MEALS	459.60
GENERAL OPERATING	252626042	11/6/2025	ESCOBAR RODRIGUEZ, ANA	EMPLOYEE REIMBURSEMENT- A. ESCOBAR	470.56
GENERAL OPERATING	252626043	11/6/2025	RODRIGUEZ, MAYRA	EMPLOYEE REIMBURSEMENT- M. RODRIGUEZ	63.00
GENERAL OPERATING	252626044	11/6/2025	ROSAS, ELIZABETH	EMPLOYEE REIMBURSEMENT- E. ROSAS	460.99
GENERAL OPERATING	252626045	11/6/2025	SCOTT, ANNETTE	EMPLOYEE MILEAGE REIMBURSEMENT	88.76
GENERAL OPERATING	252626046	11/12/2025	CHAMBERS, L	STR- EMPLOYEE MILEAGE REIMBURSEMENT	86.52
GENERAL OPERATING	252626047	11/12/2025	EDENFIELD, JENNIFER	REIMBURSEMENT	94.57
GENERAL OPERATING	252626048	11/12/2025	ELLIS, HENRY	EMPLOYEE MILEAGE REIMBURSEMENT	103.60
GENERAL OPERATING	252626049	11/12/2025	PILLAR, JOSEPH	REIMBURSEMENT: MEALS AND MILEAGE (BHS)	288.10
GENERAL OPERATING	4532216	11/13/2025	4IMPRINT, INC.	OFFICE SUPPLIES	355.51
GENERAL OPERATING	4532216	11/13/2025	4IMPRINT, INC.	OFFICE SUPPLIES	752.49
GENERAL OPERATING	4532217	11/13/2025	AED123, LLC	AED PADS DISTRICT WIDE	559.92
GENERAL OPERATING	4532218	11/13/2025	AMAZON CAPITAL SERVICES	SCIENCE SUPPLIES	171.96
GENERAL OPERATING	4532218	11/13/2025	AMAZON CAPITAL SERVICES	SUPPLIES-COSMO	4,094.72
GENERAL OPERATING	4532218	11/13/2025	AMAZON CAPITAL SERVICES	STR AIM- SUPPLIES	1,378.35

BANK CODE	CHECK NUMBER	CHECK DATE	VENDOR	INVOICE DESCRIPTION	AMOUNT
GENERAL OPERATING	4532218	11/13/2025	AMAZON CAPITAL SERVICES	OFFICE SUPPLIES FOR PODCAST ROOM	7.49
GENERAL OPERATING	4532218	11/13/2025	AMAZON CAPITAL SERVICES	FALL FESTIVAL ORDER/J.RAMIREZ	471.33
GENERAL OPERATING	4532218	11/13/2025	AMAZON CAPITAL SERVICES	INSTRUCTIONAL SUPPLIES	189.57
GENERAL OPERATING	4532218	11/13/2025	AMAZON CAPITAL SERVICES	OFFICE / TECH SUPPLY	401.09
GENERAL OPERATING	4532218	11/13/2025	AMAZON CAPITAL SERVICES	AMAZON SUPPLIES	63.05
GENERAL OPERATING	4532218	11/13/2025	AMAZON CAPITAL SERVICES	THEATER ORDER/J. BROWN	37.98
GENERAL OPERATING	4532218	11/13/2025	AMAZON CAPITAL SERVICES	SUPPLIES - YEARBOOK	9.99
GENERAL OPERATING	4532218	11/13/2025	AMAZON CAPITAL SERVICES	SECURITY SUPPLIES	(96.99)
GENERAL OPERATING	4532218	11/13/2025	AMAZON CAPITAL SERVICES	VIDEO RECORDING EQUIPMENT	166.78
GENERAL OPERATING	4532218	11/13/2025	AMAZON CAPITAL SERVICES	ACE - UTMB CONNECT STEAM ACTIVITIES	54.96
GENERAL OPERATING	4532218	11/13/2025	AMAZON CAPITAL SERVICES	MATH SUPPLIES	285.00
GENERAL OPERATING	4532218	11/13/2025	AMAZON CAPITAL SERVICES	MATERIALS AND SUPPLIES	297.00
GENERAL OPERATING	4532218	11/13/2025	AMAZON CAPITAL SERVICES	GEF FALL GRANT PARTICIPANT: YEARBOOK PROGRAM BALL HIGH SCHOOL	3,000.57
GENERAL OPERATING	4532218	11/13/2025	AMAZON CAPITAL SERVICES	SUPPLIES-COSMO 2ND HALF	1,330.39
GENERAL OPERATING	4532218	11/13/2025	AMAZON CAPITAL SERVICES	TITLE I AUSTIN PI- SUPPLIES FOR ART SHOW	947.88
GENERAL OPERATING	4532218	11/13/2025	AMAZON CAPITAL SERVICES	SUPPLIES AND MATERIALS	50.84
GENERAL OPERATING	4532218	11/13/2025	AMAZON CAPITAL SERVICES	SUPPLIES	107.68
GENERAL OPERATING	4532218	11/13/2025	AMAZON CAPITAL SERVICES	INSTRUCTIONAL SUPPLIES	54.99
GENERAL OPERATING	4532218	11/13/2025	AMAZON CAPITAL SERVICES	SUPPLIES & MATERIALS	319.10
GENERAL OPERATING	4532218	11/13/2025	AMAZON CAPITAL SERVICES	SPED ORDER	370.13
GENERAL OPERATING	4532218	11/13/2025	AMAZON CAPITAL SERVICES	OFFICE SUPPLIES FOR ALL DEPARTMENTS	1,499.85
GENERAL OPERATING	4532218	11/13/2025	AMAZON CAPITAL SERVICES	THEATER ORDER/J. BROWN	9.99
GENERAL OPERATING	4532218	11/13/2025	AMAZON CAPITAL SERVICES	GENERAL SUPPLIES & MATERIAL	764.39
GENERAL OPERATING	4532218	11/13/2025	AMAZON CAPITAL SERVICES	ATHLETIC TRAINING SUPPLIES	155.61
GENERAL OPERATING	4532218	11/13/2025	AMAZON CAPITAL SERVICES	ATHLETIC TRAINING SUPPLIES	43.98
GENERAL OPERATING	4532218	11/13/2025	AMAZON CAPITAL SERVICES	OFFICE ORDER/FRONT	64.38
GENERAL OPERATING	4532218	11/13/2025	AMAZON CAPITAL SERVICES	General office supplies 2025/2026 school year	617.97
GENERAL OPERATING	4532218	11/13/2025	AMAZON CAPITAL SERVICES	GEF GRANT S45/GILL/"LIGHTS, CAMERA, IMAGINATION"	307.71
GENERAL OPERATING	4532218	11/13/2025	AMAZON CAPITAL SERVICES	SUPPLIES - SONDERFAN	349.99
GENERAL OPERATING	4532219	11/13/2025	AT&T	11/3/25-12/2/25 CENTRAL	144.31
GENERAL OPERATING	4532220	11/13/2025	AT&T	11/3/25-12/2/25 ADMIN	114.52
GENERAL OPERATING	4532221	11/13/2025	AT&T MOBILITY	9/29/25-10/28/25 SECURITY WIRELESS	131.30
GENERAL OPERATING	4532222	11/13/2025	BETA TECHNOLOGY	FOR PURCHASE OF MEDI-WIPES 2025-2026	485.00
GENERAL OPERATING	4532223	11/13/2025	BSN SPORTS LLC	APPAREL	1,030.32
GENERAL OPERATING	4532224	11/13/2025	CHALK'S TRUCK PARTS INC	***OPEN PURCHASE ORDER***PURCHASE OF PARTS AND OR HAR. W/CROCH STRAP 2025-2026 SCHOOL YEAR	509.37
GENERAL OPERATING	4532225	11/13/2025	CHALLENGE OFFICE PRODUCTS INC	General office supplies 2025/2026 school year	24.02
GENERAL OPERATING	4532225	11/13/2025	CHALLENGE OFFICE PRODUCTS INC	3FILE CABINET	621.47
GENERAL OPERATING	4532225	11/13/2025	CHALLENGE OFFICE PRODUCTS INC	HANGING FILE FOLDERS FOR BILINGUAL COORDINATOR OFFICE	224.48
GENERAL OPERATING	4532225	11/13/2025	CHALLENGE OFFICE PRODUCTS INC	FINANCE OFFICE SUPPLIES	388.00
GENERAL OPERATING	4532225	11/13/2025	CHALLENGE OFFICE PRODUCTS INC	TESTING OFFICE MISCELLANEOUS	75.61
GENERAL OPERATING	4532226	11/13/2025	CITY ELECTRIC SUPPLY CO.	***OPEN PURCHASE ORDER ELECTRICAL***	233.03
GENERAL OPERATING	4532227	11/13/2025	CITY OF GALVESTON	8/1/25-9/1/25 AIM 5200 AVE N	438.26
GENERAL OPERATING	4532227	11/13/2025	CITY OF GALVESTON	8/1/25-9/1/25 BURNET 5501 AVE S	3,048.06
GENERAL OPERATING	4532227	11/13/2025	CITY OF GALVESTON	8/1/25-9/1/25 PARKER 6802 STEWART ROAD	2,533.71
GENERAL OPERATING	4532227	11/13/2025	CITY OF GALVESTON	8/1/25-9/1/25 SOFTBALL FIELD	196.49

2-Jan

BANK CODE	CHECK NUMBER	CHECK DATE	VENDOR	INVOICE DESCRIPTION	AMOUNT
GENERAL OPERATING	4532227	11/13/2025	CITY OF GALVESTON	3103 83RD ST 8/1/25-9/1/25 SOFTBALL FIELD	943.26
GENERAL OPERATING	4532227	11/13/2025	CITY OF GALVESTON	SPRINKLER 3103 83RD ST 8/1/25-9/1/25 WEIS 7100	309.55
GENERAL OPERATING	4532227	11/13/2025	CITY OF GALVESTON	STEWART ROAD 8/1/25-9/1/25 WEIS SPRINKLER	2,751.55
GENERAL OPERATING	4532227	11/13/2025	CITY OF GALVESTON	7100 STEWART RD 8/1/25-9/1/25 WEIS FIELD	371.11
GENERAL OPERATING	4532227	11/13/2025	CITY OF GALVESTON	7100 STEWART RD 8/1/25-9/1/25 OPPE 2915 81ST	2,535.14
GENERAL OPERATING	4532227	11/13/2025	CITY OF GALVESTON	ST 8/1/25-9/1/25 TRANSPORTATION	1,915.21
GENERAL OPERATING	4532227	11/13/2025	CITY OF GALVESTON	2929 83RD ST 10/24/25 CENTRAL PARKING LOT	7.00
GENERAL OPERATING	4532227	11/13/2025	CITY OF GALVESTON	DRAINAGE 8/1/25-9/1/25 PARKER 6800	809.84
GENERAL OPERATING	4532228	11/13/2025	CLEAR CREEK ISD ATHLETICS	STEWART ROAD \$350.00 / 01.08.26 -01.10.26	350.00
GENERAL OPERATING	4532228	11/13/2025	CLEAR CREEK ISD ATHLETICS	/ SOX (B) \$450.00 / 01.08.26 - 01.10.26	450.00
GENERAL OPERATING	4532229	11/13/2025	COBURN SUPPLY CO	/ SOX (B) **** OPEN PURCHASE ORDER FOR	1,567.91
GENERAL OPERATING	4532230	11/13/2025	COP STOP	HVAC ONLY **** *****OPEN PURCHASE	4,538.00
GENERAL OPERATING	4532230	11/13/2025	COP STOP	ORDER***** ****OPEN PURCHASE ORDER*****	90.00
GENERAL OPERATING	4532231	11/13/2025	CRISIS PREVENTION INSTITUTE	CPI TRAINING	103.38
GENERAL OPERATING	4532231	11/13/2025	CRISIS PREVENTION INSTITUTE	CPI TRAINING	155.07
GENERAL OPERATING	4532232	11/13/2025	CROSS-BATTERY ASSESSMENT LLC	X-BASS 3.0	179.00
GENERAL OPERATING	4532233	11/13/2025	CROWN EQUIPMENT CORPORATION	INSTITUTE/PROFESSIONAL DEVELOPMENT	
GENERAL OPERATING	4532234	11/13/2025	CRYSTAL CLEAN, LLC	**** OPEN PURCHASE ORDER WAREHOUSE FORKLIFT ****	114.48
GENERAL OPERATING	4532234	11/13/2025	CRYSTAL CLEAN, LLC	***OPEN PURCHASE ORDER***SOLUTION FOR CLEANING	(267.28)
GENERAL OPERATING	4532234	11/13/2025	CRYSTAL CLEAN, LLC	PARTS 2025-2026 SCHOOL YEAR ***OPEN PURCHASE	246.91
GENERAL OPERATING	4532234	11/13/2025	CRYSTAL CLEAN, LLC	ORDER***SOLUTION FOR CLEANING PARTS 2025-2026 SCHOOL YEAR	466.32
GENERAL OPERATING	4532235	11/13/2025	CUSTOMINK LLC	***OPEN PURCHASE ORDER***SOLUTION FOR CLEANING	
GENERAL OPERATING	4532236	11/13/2025	DR. ZELAYA EDUCATIONAL CONSULTING, LLC	PARTS 2025-2026 SCHOOL YEAR AUSTIN BACKPACKS/CUSTOM INK	3,270.00
GENERAL OPERATING	4532237	11/13/2025	ECOLAB PEST EMININATION	TITLE III & L1K- CONTRACTED CONSULTING SERVICE FOR THE	8,000.00
GENERAL OPERATING	4532238	11/13/2025	EF FBO NATIONAL RECRUITING CONSULTANTS, CO	25-26 SY ***OPEN PURCHASE ORDER FOR	3,501.65
GENERAL OPERATING	4532238	11/13/2025	EF FBO NATIONAL RECRUITING CONSULTANTS, CO	PEST CONTROL*** OPEN PO/CONTRACTED	2,677.50
GENERAL OPERATING	4532239	11/13/2025	EMERGENCY MANAGEMENT ASSOCIATION OF TEXAS	SERVICES/LSSP OPEN PO/CONTRACTED	1,976.25
GENERAL OPERATING	4532240	11/13/2025	FASTSIGNS OF GALVESTON	SERVICES/LSSP FEES AND DUES	150.00
GENERAL OPERATING	4532241	11/13/2025	FERGUSON FACILITIES SPPY #61	SCORE BOARD BANNER AT SPOOR FIELD	446.50
GENERAL OPERATING	4532241	11/13/2025	FERGUSON FACILITIES SPPY #61	*** OPEN PURCHASE ORDER CUSTODIAN***	1,185.53
GENERAL OPERATING	4532241	11/13/2025	FERGUSON FACILITIES SPPY #61	*** OPEN PURCHASE ORDER CUSTODIAN***	770.67
GENERAL OPERATING	4532241	11/13/2025	FERGUSON FACILITIES SPPY #61	*** OPEN PURCHASE ORDER CUSTODIAN***	634.61
GENERAL OPERATING	4532241	11/13/2025	FERGUSON FACILITIES SPPY #61	*** OPEN PURCHASE ORDER CUSTODIAN***	1,948.54
GENERAL OPERATING	4532241	11/13/2025	FERGUSON FACILITIES SPPY #61	*** OPEN PURCHASE ORDER	327.94

BANK CODE	CHECK NUMBER	CHECK DATE	VENDOR	INVOICE DESCRIPTION	AMOUNT
GENERAL OPERATING	4532241	11/13/2025	FERGUSON FACILITIES SPPY #61	CUSTODIAN*** *** OPEN PURCHASE ORDER	1,189.35
GENERAL OPERATING	4532242	11/13/2025	FOLLETT SOFTWARE, LLC	CUSTODIAN*** SUPPLIES & MATERIALS	279.58
GENERAL OPERATING	4532243	11/13/2025	FUNCTION4 LLC	***OPEN PURCHASE ORDER*** 25-26 COPIER CHARGES	494.60
GENERAL OPERATING	4532244	11/13/2025	GALVESTON CHAMBER OF COMMERCE	BIENNIAL LEGISLATIVE LUNCHEON (GALVESTON REGIONAL CHAMBER OF COMMERCE)	150.00
GENERAL OPERATING	4532245	11/13/2025	GALVESTON COLLEGE	GALVESTON COLLEGE SUMMER II TUITION	443.00
GENERAL OPERATING	4532246	11/13/2025	GALVESTON INSURANCE ASSOCIATES	COURVILLE POLICY	747.00
GENERAL OPERATING	4532247	11/13/2025	GOOD, LOWELL	CONTRACTED SERVICES	960.00
GENERAL OPERATING	4532248	11/13/2025	HARRIS COUNTY DEPARTMENT OF EDUCATION	10/1/25-10/31/25 STORAGE	1,379.72
GENERAL OPERATING	4532248	11/13/2025	HARRIS COUNTY DEPARTMENT OF EDUCATION	ABSE INVOICE	59,500.00
GENERAL OPERATING	4532249	11/13/2025	HELPFUL HARMONIES MUSIC THERAPY LLC	OPEN PO HELPFUL HARMONIES MUSIC THERAPY	520.00
GENERAL OPERATING	4532250	11/13/2025	HICKS CO, W U-HAUL	***OPEN PURCHASE ORDER***VEHICLE/BUSES STATE INSPECTION 2025-2026 SCHOOL YEAR	18.50
GENERAL OPERATING	4532251	11/13/2025	HOLT TRUCKS CENTERS OF TEXAS LLC	***OPEN PURCHASE ORDER*** PURCHASE OF PARTS 2025-2026 SCHOOL YEAR	725.88
GENERAL OPERATING	4532251	11/13/2025	HOLT TRUCKS CENTERS OF TEXAS LLC	***OPEN PURCHASE ORDER*** PURCHASE OF PARTS 2025-2026 SCHOOL YEAR	152.76
GENERAL OPERATING	4532251	11/13/2025	HOLT TRUCKS CENTERS OF TEXAS LLC	***OPEN PURCHASE ORDER*** PURCHASE OF PARTS 2025-2026 SCHOOL YEAR	79.60
GENERAL OPERATING	4532252	11/13/2025	HOME DEPOT	open po for materials/tools	36.00
GENERAL OPERATING	4532252	11/13/2025	HOME DEPOT	**** OPEN PURCHASE ORDER HVAC ONLY ****	399.00
GENERAL OPERATING	4532252	11/13/2025	HOME DEPOT	**** OPEN PURCHASE ORDER HVAC ONLY ****	37.85
GENERAL OPERATING	4532252	11/13/2025	HOME DEPOT	**** OPEN PURCHASE ORDER HVAC ONLY ****	71.58
GENERAL OPERATING	4532252	11/13/2025	HOME DEPOT	**** OPEN PURCHASE ORDER FOR CARPENTRY ONLY ****	84.06
GENERAL OPERATING	4532252	11/13/2025	HOME DEPOT	**** OPEN PURCHASE ORDER HVAC ONLY ****	26.90
GENERAL OPERATING	4532252	11/13/2025	HOME DEPOT	**** OPEN PURCHASE ORDER ELECTRICAL ****	60.94
GENERAL OPERATING	4532252	11/13/2025	HOME DEPOT	**** OPEN PURCHASE ORDER FOR CARPENTRY ONLY ****	138.80
GENERAL OPERATING	4532252	11/13/2025	HOME DEPOT	**** OPEN PURCHASE ORDER LOCKSMITH ONLY ****	438.00
GENERAL OPERATING	4532252	11/13/2025	HOME DEPOT	**** OPEN PURCHASE ORDER FOR PLUMBING****	434.39
GENERAL OPERATING	4532252	11/13/2025	HOME DEPOT	**** OPEN PURCHASE ORDER PAINTING ONLY ****	242.57
GENERAL OPERATING	4532252	11/13/2025	HOME DEPOT	open po for materials/tools	67.94
GENERAL OPERATING	4532252	11/13/2025	HOME DEPOT	open po for materials/tools	4.63
GENERAL OPERATING	4532252	11/13/2025	HOME DEPOT	open po for materials/tools	323.48
GENERAL OPERATING	4532252	11/13/2025	HOME DEPOT	**** OPEN PURCHASE ORDER FOR PLUMBING****	93.42
GENERAL OPERATING	4532252	11/13/2025	HOME DEPOT	open po for materials/tools	25.58
GENERAL OPERATING	4532252	11/13/2025	HOME DEPOT	**** OPEN PURCHASE ORDER WAREHOUSE ****	135.42
GENERAL OPERATING	4532252	11/13/2025	HOME DEPOT	OPEN PO - HOME DEPOT - SUPPLIES	41.82
GENERAL OPERATING	4532253	11/13/2025	HOSA-FUTURE HEALTH PROFESSIONALS	MEMBERSHIP FEES	600.00
GENERAL OPERATING	4532254	11/13/2025	INSTRUCTIONAL MATERIALS COORD'S ASS OF TX	IMTA- REGISTRATIONS FOR IMCAT	445.00

2025

BANK CODE	CHECK NUMBER	CHECK DATE	VENDOR	INVOICE DESCRIPTION	AMOUNT
GENERAL OPERATING	4532254	11/13/2025	INSTRUCTIONAL MATERIALS COORD'S ASS OF TX	IMTA- REGISTRATIONS FOR IMCAT 2025	1,780.00
GENERAL OPERATING	4532254	11/13/2025	INSTRUCTIONAL MATERIALS COORD'S ASS OF TX	IMTA- REGISTRATIONS FOR IMCAT 2025	445.00
GENERAL OPERATING	4532255	11/13/2025	JASON BROWNE	repairs ball high band	2,095.00
GENERAL OPERATING	4532255	11/13/2025	JASON BROWNE	repairs ball high band	785.00
GENERAL OPERATING	4532256	11/13/2025	KLEEN SUPPLY CO	*** OPEN PURCHASE ORDER***	504.00
GENERAL OPERATING	4532256	11/13/2025	KLEEN SUPPLY CO	***OPEN PURCHASE ORDER FOR HVAC***	833.10
GENERAL OPERATING	4532256	11/13/2025	KLEEN SUPPLY CO	***OPEN PURCHASE ORDER FOR HVAC***	1,984.70
GENERAL OPERATING	4532257	11/13/2025	KONE, INC	*** OPEN PURCHASE ORDER ***	918.00
GENERAL OPERATING	4532258	11/13/2025	KROGER-SOUTHWEST	OPEN PO FOR SUPPLIES AND MATERIALS	6.98
GENERAL OPERATING	4532258	11/13/2025	KROGER-SOUTHWEST	ACE BURNET - OPEN PO FOR COOKING CLASS	29.71
GENERAL OPERATING	4532258	11/13/2025	KROGER-SOUTHWEST	OPEN PO NOT TO EXCEED THE AMOUNT 1000.00	147.72
GENERAL OPERATING	4532258	11/13/2025	KROGER-SOUTHWEST	ACE BURNET - OPEN PO FOR COOKING CLASS	51.53
GENERAL OPERATING	4532258	11/13/2025	KROGER-SOUTHWEST	KROGER OPEN PO/2025.2026 SY/SPED	75.07
GENERAL OPERATING	4532259	11/13/2025	LOWMAN EDUCATION, LLC	TITLE I- MATH & RLA RESOURCE SOFTWARE RENEWAL	2,700.00
GENERAL OPERATING	4532260	11/13/2025	MARTY'S CITY AUTO INC	***OPEN PURCHASE ORDER*** REPAIRS FOR GISD FLEET/BUSES 2025-2026 SCHOOL YEAR	920.47
GENERAL OPERATING	4532261	11/13/2025	MLN COMPANY	BOILER REPAIR FOR BALL HIGH	4,950.00
GENERAL OPERATING	4532262	11/13/2025	NATIONAL COUNCIL FOR MENTAL WELLBEING	TIV- MANUALS FOR MHFA TRAINING	4,683.60
GENERAL OPERATING	4532263	11/13/2025	NEUHAUS EDUCATION CENTER	NEUHAUS BASIC TRAINING	22,525.00
GENERAL OPERATING	4532264	11/13/2025	O'REILLY AUTO PARTS	**** OPEN PO ****AUTOMOTIVE PARTS & SUPPLIES	31.96
GENERAL OPERATING	4532264	11/13/2025	O'REILLY AUTO PARTS	**** OPEN PO ****AUTOMOTIVE PARTS & SUPPLIES	40.66
GENERAL OPERATING	4532264	11/13/2025	O'REILLY AUTO PARTS	**** OPEN PO ****AUTOMOTIVE PARTS & SUPPLIES	24.98
GENERAL OPERATING	4532264	11/13/2025	O'REILLY AUTO PARTS	**** OPEN PO ****AUTOMOTIVE PARTS & SUPPLIES	12.49
GENERAL OPERATING	4532264	11/13/2025	O'REILLY AUTO PARTS	**** OPEN PO ****AUTOMOTIVE PARTS & SUPPLIES	84.65
GENERAL OPERATING	4532265	11/13/2025	ONWARD LEARNING	***OPEN PURCHASE ORDER*** 2025 - 2026 MEDICAID CLAIMS	530.28
GENERAL OPERATING	4532266	11/13/2025	RAE SECURITY, INC.	LOCKSMITH SUPPLIES	2,046.00
GENERAL OPERATING	4532267	11/13/2025	REGION 4 ESC BUSINESS OFFICE	REGISTRATION FEE FOR CONFERENCE	125.00
GENERAL OPERATING	4532267	11/13/2025	REGION 4 ESC BUSINESS OFFICE	LOCAL- REGISTRATIONS FOR NEW COUNSELOR ACADEMY 25-26 SY	1,590.00
GENERAL OPERATING	4532267	11/13/2025	REGION 4 ESC BUSINESS OFFICE	***OPEN PURCHASE ORDER*** INITIAL BUS CERTIFICATION 2025-2026 SCHOOL YEAR	60.00
GENERAL OPERATING	4532267	11/13/2025	REGION 4 ESC BUSINESS OFFICE	REGISTRATION FEE REGION 4 CONFERENCE	125.00
GENERAL OPERATING	4532267	11/13/2025	REGION 4 ESC BUSINESS OFFICE	MEMBERSHIP	2,100.00
GENERAL OPERATING	4532268	11/13/2025	RELIANT ENERGY DEPT 0954	9/21/25-10/20/25 TOR FIELD 3402 83RD ST	708.89
GENERAL OPERATING	4532268	11/13/2025	RELIANT ENERGY DEPT 0954	9/21/25-10/20/25 TRANSPORTATION 3101 83RD ST	538.70
GENERAL OPERATING	4532268	11/13/2025	RELIANT ENERGY DEPT 0954	9/21/25-10/20/25 SOFTBALL FIELD 3031 83RD ST	555.36
GENERAL OPERATING	4532268	11/13/2025	RELIANT ENERGY DEPT 0954	9/21/25-10/20/25 TRANSPORTATION 3101 83RD ST	126.53
GENERAL OPERATING	4532268	11/13/2025	RELIANT ENERGY DEPT 0954	9/21/25-10/20/25 WEIS FIELD 7202 STEWART RD	19.95

BANK CODE	CHECK NUMBER	CHECK DATE	VENDOR	INVOICE DESCRIPTION	AMOUNT
GENERAL OPERATING	4532268	11/13/2025	RELIANT ENERGY DEPT 0954	9/9/25-9/29/25 MORGAN 3600 AVE N	2,486.73
GENERAL OPERATING	4532269	11/13/2025	REPUBLIC PARTS CO	***OPEN PURCHASE ORDER***	160.99
GENERAL OPERATING	4532269	11/13/2025	REPUBLIC PARTS CO	LOCKSMITH SUPPLIES & SERVICES	52.99
GENERAL OPERATING	4532269	11/13/2025	REPUBLIC PARTS CO	***OPEN PURCHASE ORDER***	153.96
GENERAL OPERATING	4532270	11/13/2025	REPUBLIC SERVICES #856	LOCKSMITH SUPPLIES & SERVICES	134.99
GENERAL OPERATING	4532271	11/13/2025	ROBOTICS EDUCATION & COMPETITION FOUNDATION	PORTABLE SERVICES FOR	375.00
GENERAL OPERATING	4532271	11/13/2025	ROBOTICS EDUCATION & COMPETITION FOUNDATION	TRANSPORTATION DEPT ***OPEN PURCHASE ORDER***	110.00
GENERAL OPERATING	4532271	11/13/2025	ROBOTICS EDUCATION & COMPETITION FOUNDATION	REGISTRATION 62376701	375.00
GENERAL OPERATING	4532272	11/13/2025	SCHOOL HEALTH CORPORATION	REGISTRATION 62382613	251.65
GENERAL OPERATING	4532273	11/13/2025	SEAGULL STUDENT SERVICES LLC	REGISTRATION 62385594	6,408.00
GENERAL OPERATING	4532274	11/13/2025	STEWART'S PACKAGING INC	NURSE ORDER/A. WILDEY	317.43
GENERAL OPERATING	4532275	11/13/2025	TECHSMART, INC.	OPEN PO/CONTRACTED	13,000.00
GENERAL OPERATING	4532276	11/13/2025	TEXAS DIVISON OF EMERGENCY	SERVICES/SLP	11,635.20
GENERAL OPERATING	4532277	11/13/2025	TEXAS GAS SERVICE	***OPEN PURCHASE ORDER***	254.03
GENERAL OPERATING	4532277	11/13/2025	TEXAS GAS SERVICE	SUPPLIES & MATERIALS	432.94
GENERAL OPERATING	4532277	11/13/2025	TEXAS GAS SERVICE	2025-2026 SCHOOL YEAR	194.53
GENERAL OPERATING	4532277	11/13/2025	TEXAS GAS SERVICE	RENEWAL	1,241.14
GENERAL OPERATING	4532277	11/13/2025	TEXAS GAS SERVICE	IKE STORM PAYMENT	260.49
GENERAL OPERATING	4532277	11/13/2025	TEXAS GAS SERVICE	9/29/25-10/28/25 BURNET 5501 AVE S	280.24
GENERAL OPERATING	4532277	11/13/2025	TEXAS GAS SERVICE	9/30/25-10/29/25 WEIS 7100 STEWART RD	272.13
GENERAL OPERATING	4532277	11/13/2025	TEXAS GAS SERVICE	9/29/25-10/28/25 ADMIN 3904 AVE T	77.52
GENERAL OPERATING	4532277	11/13/2025	TEXAS GAS SERVICE	9/29/25-10/28/25 BALL HIGH 4202 AVE P	170.56
GENERAL OPERATING	4532277	11/13/2025	TEXAS GAS SERVICE	9/30/25-10/29/25 OPPE 2915 81ST ST	662.40
GENERAL OPERATING	4532277	11/13/2025	TEXAS GAS SERVICE	9/29/25-10/28/25 AIM (ALAMO) 5200 AVE N 1/2	1,125.00
GENERAL OPERATING	4532277	11/13/2025	TEXAS GAS SERVICE	9/29/25-10/28/25 PARKER 6900 JONES DR	807.18
GENERAL OPERATING	4532277	11/13/2025	TEXAS GAS SERVICE	9/30/25-10/29/25	206.57
GENERAL OPERATING	4532278	11/13/2025	THE GALLERY COLLECTION	TRANSPORTATION 3101 83RD ST	607.50
GENERAL OPERATING	4532279	11/13/2025	THE GALVESTON COUNTY DAILY NEWS	GENERAL SUPPLIES & MATERIAL	687.75
GENERAL OPERATING	4532280	11/13/2025	THERAPYTRAVELERS, LLC	OPEN PO NOT TO EXCEED	1,787.00
GENERAL OPERATING	4532281	11/13/2025	THOMAS BUS GULF COAST	OPEN PO/CONTRACTED	72.05
GENERAL OPERATING	4532281	11/13/2025	THOMAS BUS GULF COAST	SERVICES/LSSP	190,362.83
GENERAL OPERATING	4532281	11/13/2025	THOMAS BUS GULF COAST	***OPEN PURCHASE ORDER***	807.18
GENERAL OPERATING	4532281	11/13/2025	THOMAS BUS GULF COAST	PURCHASE OF PARTS 2025-2026 SCHOOL YEAR	206.57
GENERAL OPERATING	4532281	11/13/2025	THOMAS BUS GULF COAST	***OPEN PURCHASE ORDER***	607.50
GENERAL OPERATING	4532281	11/13/2025	THOMAS BUS GULF COAST	PURCHASE OF PARTS 2025-2026 SCHOOL YEAR	687.75
GENERAL OPERATING	4532282	11/13/2025	TREASURE ISLAND TROPHIES & ENGRAVING	***OPEN PURCHASE ORDER***	1,787.00
GENERAL OPERATING	4532283	11/13/2025	TREETOP PUBLISHING	PURCHASE OF PARTS 2025-2026 SCHOOL YEAR	72.05
GENERAL OPERATING	4532284	11/13/2025	TRINITY CHARTER SCHOOLS	SUPER LINGUAL COMPETITION TROPHIES AND ENGRAVING	190,362.83
GENERAL OPERATING	4532284	11/13/2025	TRINITY CHARTER SCHOOLS	SUPPLIES - SONDERFAN	72.05
GENERAL OPERATING	4532284	11/13/2025	TRINITY CHARTER SCHOOLS	*****OPEN PURCHASE ORDER*****	190,362.83
GENERAL OPERATING	4532284	11/13/2025	TRINITY CHARTER SCHOOLS	SUB CHARTER C - AGREEMENT - OCTOBER 1ST TO OCTOBER 31ST	190,362.83
GENERAL OPERATING	4532284	11/13/2025	TRINITY CHARTER SCHOOLS	*****OPEN PURCHASE ORDER*****	190,362.83
GENERAL OPERATING	4532284	11/13/2025	TRINITY CHARTER SCHOOLS	SUB CHARTER C - AGREEMENT - OCTOBER 1ST TO OCTOBER 31ST	190,362.83

BANK CODE	CHECK NUMBER	CHECK DATE	VENDOR	INVOICE DESCRIPTION	AMOUNT
					2025
GENERAL OPERATING	4532285	11/13/2025	TX DEPT OF PUBLIC SAFETY	***OPEN PURCHASE ORDER*** 25-26***CRIMES RECORDS DIVISION INVOICE -TEXAS DEPT OF PUBLIC SAFETY	22.00
GENERAL OPERATING	4532286	11/13/2025	UPWARD HOPE ACADEMY	****OPEN PURCHASE ORDER**** CONTRACTED SERVICES: SPECIAL PROGRAMS	4,166.66
GENERAL OPERATING	4532287	11/13/2025	VERONICA V. SOPHER	CONSULTANT	1,000.00
GENERAL OPERATING	4532287	11/13/2025	VERONICA V. SOPHER	CONSULTANT	1,000.00
GENERAL OPERATING	4532288	11/13/2025	VEX ROBOTICS INC	SUPPLIES	309.20
GENERAL OPERATING	4532289	11/13/2025	WEAVER, LAURIE	TIII & L1K- 25-26 CONTRACT FOR DUAL LANGUAGE COACHING	3,000.00
GENERAL OPERATING	4532290	11/13/2025	WEISSMAN'S THEATRICAL SUPPLY INC	STUDENT ACTIVE WEAR	56.76
GENERAL OPERATING	4532291	11/13/2025	WEST MUSIC	CHOIR SUPPLIES-Quote #SQ171366	88.35
GENERAL OPERATING	252626050	11/19/2025	BRYANT, RAVEN	EMPLOYEE MILEAGE REIMBURSEMENT	141.96
GENERAL OPERATING	252626051	11/19/2025	CAMP, TRACIE	EMPLOYEE MILEAGE REIMBURSEMENT	147.00
GENERAL OPERATING	252626052	11/19/2025	CARIDAD, CASEY	REIMBURESEMENT FOR TRAVEL	238.70
GENERAL OPERATING	252626053	11/19/2025	DEL VALLE, CLAUDIA	EMPLOYEE MILEAGE REIMBURSEMENT	66.64
GENERAL OPERATING	252626054	11/19/2025	DIECKHOFF, CARLY	MILEAGE REIMBURSEMENT	88.76
GENERAL OPERATING	252626055	11/19/2025	ESCOBAR RODRIGUEZ, ANA	EMPLOYEE MILEAGE REIMBURSEMENT	19.11
GENERAL OPERATING	252626056	11/19/2025	LE, MICHAEL	TCEA - MEAL REIMBURSEMENT- MICHAEL LE	78.00
GENERAL OPERATING	252626057	11/19/2025	MARKELLO, ALLYSON	EMPLOYEE MILEAGE REIMBURSEMENT	85.82
GENERAL OPERATING	252626058	11/19/2025	MARTELLO, JEFFREY	REIMBURSEMENT FOR FINANCE LUNCH MEETING	129.43
GENERAL OPERATING	252626059	11/19/2025	MELLENDEZ, ANGEL	MEAL REIMBURSEMENT- A.MELENDEZ	63.00
GENERAL OPERATING	252626060	11/19/2025	MONGES, DESIREE	EMPLOYEE MILEAGE REIMBURSEMENT	150.64
GENERAL OPERATING	252626061	11/19/2025	MOORE, KELLY	EMPLOYEE REIMBURSEMENT: MEALS	76.00
GENERAL OPERATING	252626061	11/19/2025	MOORE, KELLY	EMPLOYEE REIMBURSEMENT: MEALS	91.00
GENERAL OPERATING	252626062	11/19/2025	NEIGHBORS, MATTHEW	REIMBURSEMENT	21.00
GENERAL OPERATING	252626063	11/19/2025	PATRICK, MARY	EMPLOYEE TRAVEL REIMBURSEMENT	348.00
GENERAL OPERATING	252626064	11/19/2025	SCOTT, ANNETTE	EMPLOYEE MILEAGE REIMBURSEMENT	84.56
GENERAL OPERATING	252626065	11/19/2025	SILVA, REBECCA	EMPLOYEE MIELAGE REIMBURSEMENT	222.60
GENERAL OPERATING	252626066	11/19/2025	TRUONG, ANDY	MEAL REIMBURSEMENT- A.TRUONG	78.00
GENERAL OPERATING	4532305	11/20/2025	4IMPRINT, INC.	OFFICE SUPPLIES	583.88
GENERAL OPERATING	4532305	11/20/2025	4IMPRINT, INC.	FOR PURCHASE OF CROSS CUFF BEANIE FOR STAFF 2025-2026	477.43
GENERAL OPERATING	4532305	11/20/2025	4IMPRINT, INC.	INSTRUCTIONAL SUPPLIES	638.37
GENERAL OPERATING	4532305	11/20/2025	4IMPRINT, INC.	OFFICE SUPPLIES	291.07
GENERAL OPERATING	4532306	11/20/2025	A-LINE AUTO PARTS	***OPEN PURCHASE ORDER***FOR PURCHASE OF PARTS 2025-2026 SCHOOL YEAR	38.58
GENERAL OPERATING	4532306	11/20/2025	A-LINE AUTO PARTS	***OPEN PURCHASE ORDER***FOR PURCHASE OF PARTS 2025-2026 SCHOOL YEAR	170.10
GENERAL OPERATING	4532306	11/20/2025	A-LINE AUTO PARTS	***OPEN PURCHASE ORDER***FOR PURCHASE OF PARTS 2025-2026 SCHOOL YEAR	14.66
GENERAL OPERATING	4532307	11/20/2025	AMAZON CAPITAL SERVICES	materials for theater	33.76
GENERAL OPERATING	4532307	11/20/2025	AMAZON CAPITAL SERVICES	SCIENCE SUPPLIES - BHS	864.64
GENERAL OPERATING	4532307	11/20/2025	AMAZON CAPITAL SERVICES	SUPPLIES-COSMO	197.00
GENERAL OPERATING	4532307	11/20/2025	AMAZON CAPITAL SERVICES	TITLE I BURNET- MATH MANIPULATIVES	235.52

BANK CODE	CHECK NUMBER	CHECK DATE	VENDOR	INVOICE DESCRIPTION	AMOUNT
GENERAL OPERATING	4532307	11/20/2025	AMAZON CAPITAL SERVICES	SUPPLIES-COSMO 2ND HALF	667.25
GENERAL OPERATING	4532307	11/20/2025	AMAZON CAPITAL SERVICES	SUPPLY ORDER/J. RAMIREZ	778.72
GENERAL OPERATING	4532307	11/20/2025	AMAZON CAPITAL SERVICES	NURSE ORDER A. WILDEY	163.06
GENERAL OPERATING	4532307	11/20/2025	AMAZON CAPITAL SERVICES	GEF GRANT "ENHANCING EARLY LITERACY"/OTTERVANGER/LOPEZ	219.66
GENERAL OPERATING	4532307	11/20/2025	AMAZON CAPITAL SERVICES	OFFICE SUPPLIES	31.97
GENERAL OPERATING	4532307	11/20/2025	AMAZON CAPITAL SERVICES	ACE - BURNET SPORTS/GAMING CLASS SUPPLIES	483.11
GENERAL OPERATING	4532307	11/20/2025	AMAZON CAPITAL SERVICES	THEATER SUPPLIES	259.94
GENERAL OPERATING	4532307	11/20/2025	AMAZON CAPITAL SERVICES	FINANCE SUPPLIES	78.96
GENERAL OPERATING	4532307	11/20/2025	AMAZON CAPITAL SERVICES	TKP-OFFICE SUPPLIES	118.17
GENERAL OPERATING	4532307	11/20/2025	AMAZON CAPITAL SERVICES	Nurse Supplies	223.79
GENERAL OPERATING	4532307	11/20/2025	AMAZON CAPITAL SERVICES	SUPPLIES & MATERIALS	255.45
GENERAL OPERATING	4532307	11/20/2025	AMAZON CAPITAL SERVICES	SPED ORDER	416.32
GENERAL OPERATING	4532307	11/20/2025	AMAZON CAPITAL SERVICES	PRINCIPAL SUPPLIES	78.39
GENERAL OPERATING	4532307	11/20/2025	AMAZON CAPITAL SERVICES	SUPPLIES	160.45
GENERAL OPERATING	4532307	11/20/2025	AMAZON CAPITAL SERVICES	SUPPLIES-COSMO 2ND HALF	127.14
GENERAL OPERATING	4532307	11/20/2025	AMAZON CAPITAL SERVICES	SUPPLIES AND MATERIALS	313.06
GENERAL OPERATING	4532307	11/20/2025	AMAZON CAPITAL SERVICES	SUPPLIES - DE VILLEZ	97.98
GENERAL OPERATING	4532307	11/20/2025	AMAZON CAPITAL SERVICES	DAEP SUPPLIES	62.02
GENERAL OPERATING	4532307	11/20/2025	AMAZON CAPITAL SERVICES	SPED ORDER	271.69
GENERAL OPERATING	4532307	11/20/2025	AMAZON CAPITAL SERVICES	SUPPLIES - DEVILLEZ	90.72
GENERAL OPERATING	4532308	11/20/2025	AT&T	11/10/25 CENTRAL LONG DISTANCE 409-762-8147	50.97
GENERAL OPERATING	4532309	11/20/2025	AT&T SOUTHWEST	10/5/25-11/4/25 INTERNET CIRCUITS	989.64
GENERAL OPERATING	4532310	11/20/2025	AT&T SOUTHWEST	11/5/25-12/4/25 VOICE OVER IP	1,131.53
GENERAL OPERATING	4532311	11/20/2025	BARBERS HILL ISD - ATHLETIC DEPARTMENT	\$350.00 / FEBRUARY 26TH, 27TH, & 28TH, 2026 / BASEBALL	350.00
GENERAL OPERATING	4532312	11/20/2025	BELLOW, NAKIA	EMPLOYEE MILEAGE REIMBURSEMENT	52.22
GENERAL OPERATING	4532313	11/20/2025	BENNETT FLORAL	FLORAL-VAN NESS	105.00
GENERAL OPERATING	4532314	11/20/2025	BRAZOSPORT ISD	\$400.00 / DEC. 29TH - 30TH, 2025 / BBG	400.00
GENERAL OPERATING	4532315	11/20/2025	BSN SPORTS LLC	APPAREL	2,409.26
GENERAL OPERATING	4532316	11/20/2025	BURTON-TYLER, VALENCIA	EMPLOYEE REIMBURSEMENT: FOOD 2025 TASB CONF., AUSTIN, TEXAS OCT 22, 2025 - OCT 24, 2025	78.00
GENERAL OPERATING	4532317	11/20/2025	CEV MULTIMEDIA, LLC	CURRICULUM - PERKINS	14,504.00
GENERAL OPERATING	4532318	11/20/2025	CHALLENGE OFFICE PRODUCTS INC	FINANCE OFFICE SUPPLIES	17.50
GENERAL OPERATING	4532318	11/20/2025	CHALLENGE OFFICE PRODUCTS INC	SUPPLIES & MATERIALS	2,735.86
GENERAL OPERATING	4532318	11/20/2025	CHALLENGE OFFICE PRODUCTS INC	OFFICE SUPPLIES	68.70
GENERAL OPERATING	4532318	11/20/2025	CHALLENGE OFFICE PRODUCTS INC	BACK ORDERED ITEMS REPLACEMENT	609.84
GENERAL OPERATING	4532318	11/20/2025	CHALLENGE OFFICE PRODUCTS INC	BACK ORDERED ITEMS REPLACEMENT	67.76
GENERAL OPERATING	4532319	11/20/2025	CHEF MARY BASS, LLC	PRESS BOX MEALS	350.00
GENERAL OPERATING	4532319	11/20/2025	CHEF MARY BASS, LLC	MEALS	325.00
GENERAL OPERATING	4532320	11/20/2025	CITY ELECTRIC SUPPLY CO.	***OPEN PURCHASE ORDER ELECTRICAL ***	538.81
GENERAL OPERATING	4532320	11/20/2025	CITY ELECTRIC SUPPLY CO.	***OPEN PURCHASE ORDER ELECTRICAL ***	91.27
GENERAL OPERATING	4532320	11/20/2025	CITY ELECTRIC SUPPLY CO.	***OPEN PURCHASE ORDER ELECTRICAL ***	484.42
GENERAL OPERATING	4532321	11/20/2025	CITY OF GALVESTON	9/1/25-10/1/25 ROSENBERG 1100 AVE H	283.97
GENERAL OPERATING	4532321	11/20/2025	CITY OF GALVESTON	9/1/25-10/1/25 MECC 1110 21ST ST	468.02
GENERAL OPERATING	4532321	11/20/2025	CITY OF GALVESTON	9/1/25-10/1/25 AUSTIN GYM 1500 AVE N	277.82
GENERAL OPERATING	4532321	11/20/2025	CITY OF GALVESTON	9/1/25-10/1/25 CENTRAL SPRINKLER 3101 AVE H	709.95

BANK CODE	CHECK NUMBER	CHECK DATE	VENDOR	INVOICE DESCRIPTION	AMOUNT
GENERAL OPERATING	4532321	11/20/2025	CITY OF GALVESTON	9/1/25-10/1/25 AUSTIN FIRE LINE 1500 AVE N	762.28
GENERAL OPERATING	4532322	11/20/2025	COBURN SUPPLY CO	**** OPEN PURCHASE ORDER FOR HVAC ONLY ****	401.31
GENERAL OPERATING	4532322	11/20/2025	COBURN SUPPLY CO	**** OPEN PURCHASE ORDER FOR HVAC ONLY ****	374.80
GENERAL OPERATING	4532322	11/20/2025	COBURN SUPPLY CO	**** OPEN PURCHASE ORDER FOR PLUMBING ONLY ****	108.68
GENERAL OPERATING	4532322	11/20/2025	COBURN SUPPLY CO	**** OPEN PURCHASE ORDER FOR PLUMBING ONLY ****	404.69
GENERAL OPERATING	4532323	11/20/2025	COMCAST HOLDINGS CORPORATION	*****OPEN PURCHASE ORDER****	25.74
GENERAL OPERATING	4532324	11/20/2025	CROSS-BATTERY ASSESSMENT LLC	X-BASS 3.0 INSTITUTE/PROFESSIOAL DEVELOPMENT	179.00
GENERAL OPERATING	4532324	11/20/2025	CROSS-BATTERY ASSESSMENT LLC	SLD IDENTIFICATION/PROFESSIONAL DEVELOPMENT	538.00
GENERAL OPERATING	4532325	11/20/2025	CRYSTAL CLEAN, LLC	***OPEN PURCHASE ORDER***SOLUTION FOR CLEANING PARTS 2025-2026 SCHOOL YEAR	25.40
GENERAL OPERATING	4532326	11/20/2025	DELL MARKETING LP	GDI- CHROMEBOOKS (OUTSIDE GISD)	18,836.00
GENERAL OPERATING	4532327	11/20/2025	EDUTEK SOLUTIONS, LLC	ONE TO ONE PLUS ANNUAL SUBSCRIPTION 2025-2026	10,000.00
GENERAL OPERATING	4532328	11/20/2025	EF FBO NATIONAL RECRUITING CONSULTANTS, CO	OPEN PO/CONTRACTED SERVICES/LSSP	1,700.00
GENERAL OPERATING	4532328	11/20/2025	EF FBO NATIONAL RECRUITING CONSULTANTS, CO	OPEN PO/CONTRACTED SERVICES/LSSP	3,187.50
GENERAL OPERATING	4532328	11/20/2025	EF FBO NATIONAL RECRUITING CONSULTANTS, CO	OPEN PO/CONTRACTED SERVICES/LSSP	1,020.00
GENERAL OPERATING	4532328	11/20/2025	EF FBO NATIONAL RECRUITING CONSULTANTS, CO	OPEN PO/CONTRACTED SERVICES/LSSP	1,976.25
GENERAL OPERATING	4532329	11/20/2025	FERGUSON FACILITIES SPPY #61	*** OPEN PURCHASE ORDER CUSTODIAN***	511.61
GENERAL OPERATING	4532329	11/20/2025	FERGUSON FACILITIES SPPY #61	*** OPEN PURCHASE ORDER CUSTODIAN***	85.36
GENERAL OPERATING	4532329	11/20/2025	FERGUSON FACILITIES SPPY #61	*** OPEN PURCHASE ORDER CUSTODIAN***	106.70
GENERAL OPERATING	4532329	11/20/2025	FERGUSON FACILITIES SPPY #61	*** OPEN PURCHASE ORDER CUSTODIAN***	3.10
GENERAL OPERATING	4532329	11/20/2025	FERGUSON FACILITIES SPPY #61	*** OPEN PURCHASE ORDER CUSTODIAN***	266.40
GENERAL OPERATING	4532330	11/20/2025	FULLY TORQUED LLC	SERVICE	276.00
GENERAL OPERATING	4532331	11/20/2025	FUNCTION4 LLC	TECHNOLOGY	300.00
GENERAL OPERATING	4532331	11/20/2025	FUNCTION4 LLC	TONERS Eq. ID(FUNCTION4 # 66841 FOR BILINGUAL DEPARTMENT COORDINATOR	618.11
GENERAL OPERATING	4532331	11/20/2025	FUNCTION4 LLC	SPED ORDER	3,081.72
GENERAL OPERATING	4532332	11/20/2025	GALVESTON COLLEGE	**** OPEN PURCHASE ORDER **** GALVESTON COLLEGE CONTRACTED SERVICES	26,794.15
GENERAL OPERATING	4532332	11/20/2025	GALVESTON COLLEGE	**** OPEN PURCHASE ORDER **** GALVESTON COLLEGE CONTRACTED SERVICES	22,817.00
GENERAL OPERATING	4532332	11/20/2025	GALVESTON COLLEGE	**** OPEN PURCHASE ORDER **** GALVESTON COLLEGE CONTRACTED SERVICES	16,299.00
GENERAL OPERATING	4532333	11/20/2025	GALVESTON LIMOUSINE SERVICE	CHARTER BUSES TO LUFKIN FOR FINE ARTS	8,613.00
GENERAL OPERATING	4532334	11/20/2025	GANDY INK	APPAREL	583.80
GENERAL OPERATING	4532335	11/20/2025	GOOD, LOWELL	CONTRACTED SERVICES	615.00
GENERAL OPERATING	4532336	11/20/2025	HICKS CO, W U-HAUL	***OPEN PURCHASE ORDER***VEHICLE/BUSES STATE INSPECTION 2025-2026 SCHOOL	18.50

BANK CODE	CHECK NUMBER	CHECK DATE	VENDOR	INVOICE DESCRIPTION	AMOUNT
GENERAL OPERATING	4532336	11/20/2025	HICKS CO, W U-HAUL	YEAR ***OPEN PURCHASE ORDER***VEHICLE/BUSES STATE INSPECTION 2025-2026 SCHOOL YEAR	18.50
GENERAL OPERATING	4532336	11/20/2025	HICKS CO, W U-HAUL	***OPEN PURCHASE ORDER***VEHICLE/BUSES STATE INSPECTION 2025-2026 SCHOOL YEAR	18.50
GENERAL OPERATING	4532336	11/20/2025	HICKS CO, W U-HAUL	***OPEN PURCHASE ORDER***VEHICLE/BUSES STATE INSPECTION 2025-2026 SCHOOL YEAR	120.00
GENERAL OPERATING	4532337	11/20/2025	HOLT TRUCKS CENTERS OF TEXAS LLC	***OPEN PURCHASE ORDER*** PURCHASE OF PARTS 2025-2026 SCHOOL YEAR	39.80
GENERAL OPERATING	4532337	11/20/2025	HOLT TRUCKS CENTERS OF TEXAS LLC	***OPEN PURCHASE ORDER*** PURCHASE OF PARTS 2025-2026 SCHOOL YEAR	732.60
GENERAL OPERATING	4532338	11/20/2025	HOME DEPOT	**** OPEN PURCHASE ORDER ****	246.35
GENERAL OPERATING	4532338	11/20/2025	HOME DEPOT	*****OPEN PURCHASE ORDER***** FOR MUSICAL SUPPLIES	225.53
GENERAL OPERATING	4532338	11/20/2025	HOME DEPOT	**** OPEN PURCHASE ORDER PAINTING ONLY ****	49.27
GENERAL OPERATING	4532338	11/20/2025	HOME DEPOT	**** OPEN PURCHASE ORDER PAINTING ONLY ****	25.74
GENERAL OPERATING	4532338	11/20/2025	HOME DEPOT	**** OPEN PURCHASE ORDER ELECTRICAL ****	151.85
GENERAL OPERATING	4532338	11/20/2025	HOME DEPOT	open po for materials/tools	32.96
GENERAL OPERATING	4532338	11/20/2025	HOME DEPOT	**** OPEN PURCHASE ORDER ****	55.92
GENERAL OPERATING	4532338	11/20/2025	HOME DEPOT	**** OPEN PURCHASE ORDER HVAC ONLY ****	84.94
GENERAL OPERATING	4532338	11/20/2025	HOME DEPOT	**** OPEN PURCHASE ORDER FOR GROUNDS ONLY ****	34.29
GENERAL OPERATING	4532338	11/20/2025	HOME DEPOT	**** OPEN PURCHASE ORDER ELECTRICAL ****	234.19
GENERAL OPERATING	4532338	11/20/2025	HOME DEPOT	**** OPEN PURCHASE ORDER FOR CARPENTRY ONLY ****	16.40
GENERAL OPERATING	4532338	11/20/2025	HOME DEPOT	**** OPEN PURCHASE ORDER ELECTRICAL ****	53.48
GENERAL OPERATING	4532339	11/20/2025	JOHNSON PLASTICS PLUS	RONALD PUCCETTI HANDS -ON HONORS: BEARCATS CREATING RECOGNITION THROUGH TECHNOLOGY CENTRAL MIDDLE SCHOOL	1,274.87
GENERAL OPERATING	4532340	11/20/2025	JW PEPPER & SON, INC.	MATERIALS FOR BAND	95.99
GENERAL OPERATING	4532341	11/20/2025	KING RANCH AG & TURF	***OPEN PURCHASE ORDER FOR GROUNDS***	2,376.66
GENERAL OPERATING	4532342	11/20/2025	KLEEN SUPPLY CO	***OPEN PURCHASE ORDER FOR HVAC***	873.00
GENERAL OPERATING	4532342	11/20/2025	KLEEN SUPPLY CO	COFFEE SUPPLIES	27.83
GENERAL OPERATING	4532343	11/20/2025	KROGER-SOUTHWEST	***OPEN PO FOR MISCELLANEOUS PRINCIPAL SUPPLIES***	44.73
GENERAL OPERATING	4532343	11/20/2025	KROGER-SOUTHWEST	TKP- OPEN PO FOR 25-26 SY	218.07
GENERAL OPERATING	4532343	11/20/2025	KROGER-SOUTHWEST	TKP- OPEN PO FOR 25-26 SY	54.48
GENERAL OPERATING	4532343	11/20/2025	KROGER-SOUTHWEST	OPEN PO FOR SUPPLIES AND MATERIALS	75.01
GENERAL OPERATING	4532343	11/20/2025	KROGER-SOUTHWEST	***OPEN PO FOR MISCELLANEOUS PRINCIPAL SUPPLIES***	48.57
GENERAL OPERATING	4532343	11/20/2025	KROGER-SOUTHWEST	KROGER OPEN PO/2025.2026 SY/SPED	180.07
GENERAL OPERATING	4532343	11/20/2025	KROGER-SOUTHWEST	*****OPEN PURCHASE ORDER*****	78.35
GENERAL OPERATING	4532344	11/20/2025	LAKESHORE LEARNING MATERIALS, LLC	SUPPLIES - LENIO	175.25

BANK CODE	CHECK NUMBER	CHECK DATE	VENDOR	INVOICE DESCRIPTION	AMOUNT
GENERAL OPERATING	4532345	11/20/2025	LIVE MOBILE TECHNOLOGY INC.	ALAMO PANIC BUTTON INSTALLATION	1,825.00
GENERAL OPERATING	4532345	11/20/2025	LIVE MOBILE TECHNOLOGY INC.	LIFE SKILLS CLASSROOM CAMERAS	12,150.00
GENERAL OPERATING	4532345	11/20/2025	LIVE MOBILE TECHNOLOGY INC.	AUSTIN ELEM SCHOOL/ DATA CABLING	1,085.00
GENERAL OPERATING	4532345	11/20/2025	LIVE MOBILE TECHNOLOGY INC.	AUSTIN ELEM (8) CAMERA INSTALLATION ADJUSTMENT	1,499.30
GENERAL OPERATING	4532346	11/20/2025	MAISEL-HINSON MAINLAND FLORAL INC	EMPLOYEE APPRECIATION	80.50
GENERAL OPERATING	4532347	11/20/2025	MULTI-HEALTH SYSTEMS, INC	SPED ASSESSMENTS	575.00
GENERAL OPERATING	4532348	11/20/2025	NATIONAL INSTITUTE FOR AUTOMOTIVE SERVICE EXC	CERTIFICATIONS	4,600.00
GENERAL OPERATING	4532349	11/20/2025	NCS PEARSON, INC.	SPED ASSESSMENTS	365.00
GENERAL OPERATING	4532350	11/20/2025	O'REILLY AUTO PARTS	**** OPEN PO ****AUTOMOTIVE PARTS & SUPPLIES	41.46
GENERAL OPERATING	4532351	11/20/2025	PITNEY BOWES INC	***OPEN PURCHASE ORDER***	1,154.04
GENERAL OPERATING	4532352	11/20/2025	PLAZA TOVAR, SANDRA	2025-2026 POSTAGE	
GENERAL OPERATING	4532353	11/20/2025	POLZIN, DYANN	OPEN PO/CONTRACTED SERVICES/LSSP	3,580.00
GENERAL OPERATING	4532353	11/20/2025	POLZIN, DYANN	EMPLOYEE REIMBURSEMENT: MEALS	76.00
GENERAL OPERATING	4532353	11/20/2025	POLZIN, DYANN	EMPLOYEE REIMBURSEMENT: MEALS	91.00
GENERAL OPERATING	4532354	11/20/2025	PRIMO BRANDS	***OPEN PURCHASE ORDER***	334.59
GENERAL OPERATING	4532355	11/20/2025	PUNCHARD, DEMOSSESNEEDS	READY REFRESH- WATER FOR ALL DEPARTMENTS	
GENERAL OPERATING	4532356	11/20/2025	PURCHASE POWER	MEAL REIMBURSEMENT	78.00
GENERAL OPERATING	4532357	11/20/2025	REGION 4 ESC BUSINESS OFFICE	***OPEN PURCHASE ORDER***	3,044.99
GENERAL OPERATING	4532357	11/20/2025	REGION 4 ESC BUSINESS OFFICE	2025-2026 POSTAGE	
GENERAL OPERATING	4532357	11/20/2025	REGION 4 ESC BUSINESS OFFICE	INITIAL BUS CERTIFICATION	130.00
GENERAL OPERATING	4532357	11/20/2025	REGION 4 ESC BUSINESS OFFICE	2025-2026 SCHOOL YEAR	
GENERAL OPERATING	4532358	11/20/2025	RELIANT ENERGY DEPT 0954	TITLE II- IN-PERSON PD	1,779.00
GENERAL OPERATING	4532358	11/20/2025	RELIANT ENERGY DEPT 0954	10/8/25-11/6/25 AUSTIN 1501 15TH ST	9/30/2025
GENERAL OPERATING	4532358	11/20/2025	RELIANT ENERGY DEPT 0954	10/8/25-11/6/25 BALL 4120 AVE P	7,556.30
GENERAL OPERATING	4532358	11/20/2025	RELIANT ENERGY DEPT 0954	10/8/25-11/6/25 BURNET 5527 AVE S	23,257.87
GENERAL OPERATING	4532358	11/20/2025	RELIANT ENERGY DEPT 0954	10/8/25-11/6/25 MECC 1114 21ST ST	4,733.81
GENERAL OPERATING	4532358	11/20/2025	RELIANT ENERGY DEPT 0954	10/8/25-11/6/25 CENTRAL 3014 AVE I	4,540.07
GENERAL OPERATING	4532358	11/20/2025	RELIANT ENERGY DEPT 0954	10/8/25-11/6/25 AIM 5200 AVE N 1/2	8,427.82
GENERAL OPERATING	4532358	11/20/2025	RELIANT ENERGY DEPT 0954	10/8/25-11/6/25 PARKER 6800 JONES DR	4,138.80
GENERAL OPERATING	4532358	11/20/2025	RELIANT ENERGY DEPT 0954	10/8/25-11/6/25 OPPE 2915 81ST ST	5,322.21
GENERAL OPERATING	4532358	11/20/2025	RELIANT ENERGY DEPT 0954	10/8/25-11/6/25 SUPPORT CENTER 3900 AVE T	4,860.41
GENERAL OPERATING	4532358	11/20/2025	RELIANT ENERGY DEPT 0954	10/8/25-11/6/25 ANNEX 3906 AVE T	2,150.12
GENERAL OPERATING	4532359	11/20/2025	REPUBLIC PARTS CO	***OPEN PURCHASE ORDER***	1,377.60
GENERAL OPERATING	4532359	11/20/2025	REPUBLIC PARTS CO	HVAC SUPPLIES & SERVICES	48.98
GENERAL OPERATING	4532359	11/20/2025	REPUBLIC PARTS CO	***OPEN PURCHASE ORDER***	12.73
GENERAL OPERATING	4532360	11/20/2025	ROBOSOURCE, LLC	HVAC SUPPLIES & SERVICES	
GENERAL OPERATING	4532361	11/20/2025	SCHOOL HEALTH CORPORATION	SUPPLIES	58.92
GENERAL OPERATING	4532362	11/20/2025	SHERWIN WILLIAMS COMPANY	PO NOT TO EXCEED (CLINIC SUPPLIES BHS)	31.29
GENERAL OPERATING	4532363	11/20/2025	SUNSHINE CENTER, INC	UNIFORMS FOR MAINTENANCE DEPT	114.95
GENERAL OPERATING	4532364	11/20/2025	TEXAS ASSOCIATION OF SCHOOL BOARDS, INC	CONTRACTED	420.00
GENERAL OPERATING	4532364	11/20/2025	TEXAS ASSOCIATION OF SCHOOL BOARDS, INC	SERVICES/VOCATIONAL TRAINING	
GENERAL OPERATING	4532364	11/20/2025	TEXAS ASSOCIATION OF SCHOOL BOARDS, INC	INVOICES PAYMENT	40.00
GENERAL OPERATING	4532364	11/20/2025	TEXAS ASSOCIATION OF SCHOOL BOARDS, INC	INVOICES PAYMENT	75.00
GENERAL OPERATING	4532365	11/20/2025	THERAPYTRAVELERS, LLC	TASB MEMBERSHIP	950.00
GENERAL OPERATING	4532365	11/20/2025	THERAPYTRAVELERS, LLC	OPEN PO/CONTRACTED	1,350.00

BANK CODE	CHECK NUMBER	CHECK DATE	VENDOR	INVOICE DESCRIPTION	AMOUNT
GENERAL OPERATING	4532366	11/20/2025	TOP GEAR APPAREL	SERVICES/LSSP	
GENERAL OPERATING	4532367	11/20/2025	TOP SHELF TECHNOLOGIES LLC	PLI- EMBROIDERY	51.96
GENERAL OPERATING	4532368	11/20/2025	TOWER GARDEN LLC	TONER	355.88
				AMINA GILMORE/BURNET	4,240.93
				GROWS:HYDROPONICS & HEALTHY	
GENERAL OPERATING	4532369	11/20/2025	ULINE, INC.	HABITS/BURNET ELEMENTARY	
				HANGING THE 10 COMMANDMENTS -	188.71
				FOAM SQUARES	
GENERAL OPERATING	4532370	11/20/2025	VEX ROBOTICS INC	SUPPLIES	3,879.45
GENERAL OPERATING	4532371	11/20/2025	WEISSMAN'S THEATRICAL SUPPLY INC	costumes for dance	3,783.73
GENERAL OPERATING	4532372	11/20/2025	WEX BANK	***OPEN PURCHASE ORDER***GAS	326.98
				CARD PAYMENT 2025-2026 SCHOOL	
				YEAR	
GENERAL OPERATING	4532373	11/20/2025	WILLIAM V MACGILL & CO	SUPPLIES AND MATERIALS	379.27
GENERAL OPERATING	4532374	11/20/2025	YAGAS CAFE/Tsunami, LLC	ADMINISTRATION TEAM	251.72
				MEETING/LUNCHEON 11/18/2025	
GENERAL OPERATING	4532374	11/20/2025	YAGAS CAFE/Tsunami, LLC	DEPARTMENT MEETING MEALS	195.84
GENERAL OPERATING	4532387	11/25/2025	TASB RISK MGMT FUND PROPERTY CASUALTY	TWC QUARTERLY REIMBURSEMENT	11,488.27
GENERAL OPERATING	11042025	11/30/2025	COMMERCE BANK	COMMERCE/ BEST WESTERN /0398	467.59
GENERAL OPERATING	11042025	11/30/2025	COMMERCE BANK	COMMERCE-SAMS-4519	117.92
GENERAL OPERATING	11042025	11/30/2025	COMMERCE BANK	COMMERCE / CANES / 5032	169.66
GENERAL OPERATING	11042025	11/30/2025	COMMERCE BANK	COMMERCE/Texas Art Education	195.00
				Association CONFERENCE/CARD	
					5388
GENERAL OPERATING	11042025	11/30/2025	COMMERCE BANK	COMMERCE/WALMART/2225	32.49
GENERAL OPERATING	11042025	11/30/2025	COMMERCE BANK	COMMERCE/NICKS/6368	95.93
GENERAL OPERATING	11042025	11/30/2025	COMMERCE BANK	***OPEN PURCHASE ORDER***FOR	99.20
				PAYMENT OF TOLL FEES	
				2025-2026 SCHOOL YEAR	
GENERAL OPERATING	11042025	11/30/2025	COMMERCE BANK	COMMERCE / WALMART / 9355	44.57
GENERAL OPERATING	11042025	11/30/2025	COMMERCE BANK	COMMERCE: WALMART NOT TO	6,999.00
				EXCEED/ CARD #4969	
GENERAL OPERATING	11042025	11/30/2025	COMMERCE BANK	COMMERCE / CANES / 5016	344.70
GENERAL OPERATING	11042025	11/30/2025	COMMERCE BANK	COMMERCE/WALMART/2225	592.37
GENERAL OPERATING	11042025	11/30/2025	COMMERCE BANK	COMMERCE / WHATABURGER /	181.72
					3013
GENERAL OPERATING	11042025	11/30/2025	COMMERCE BANK	COMMERCE / CHICKEN EXPRESS /	400.05
					295
GENERAL OPERATING	11042025	11/30/2025	COMMERCE BANK	COMMERCE CARD #4639/HOME	140.22
				DEPOT	
GENERAL OPERATING	11042025	11/30/2025	COMMERCE BANK	COMMERCE CARD #6439/SAM'S	106.13
				CLUB	
GENERAL OPERATING	11042025	11/30/2025	COMMERCE BANK	SAMS/4334/COMMERCE	367.37
GENERAL OPERATING	11042025	11/30/2025	COMMERCE BANK	COMMERCE BANK/SAM'S/0834	40.54
GENERAL OPERATING	11042025	11/30/2025	COMMERCE BANK	COMMERCE / LITTLE CAESARS /	104.85
					9355
GENERAL OPERATING	11042025	11/30/2025	COMMERCE BANK	COMMERCE / CHICK-FIL-A / 0406	67.68
GENERAL OPERATING	11042025	11/30/2025	COMMERCE BANK	COMMERCE / CHICK-FIL-A / 0406	64.59
GENERAL OPERATING	11042025	11/30/2025	COMMERCE BANK	COMMERCE / BEALLS / 5771	1,422.39
GENERAL OPERATING	11042025	11/30/2025	COMMERCE BANK	COMMERCE / BEALLS / 5771	114.97
GENERAL OPERATING	11042025	11/30/2025	COMMERCE BANK	COMMERCE/ COURTYARD BY	448.53
				MARRIOTT /4928	
GENERAL OPERATING	11042025	11/30/2025	COMMERCE BANK	COMMERCE / SUBWAY / 4993	699.30
GENERAL OPERATING	11042025	11/30/2025	COMMERCE BANK	COMMERCE / WALMART / 4993	69.11
GENERAL OPERATING	11042025	11/30/2025	COMMERCE BANK	COMMERCE / TACO CABANA / 4993	209.90
GENERAL OPERATING	11042025	11/30/2025	COMMERCE BANK	COMMERCE / WHATABURGER / 5073	117.00
GENERAL OPERATING	11042025	11/30/2025	COMMERCE BANK	COMMERCE/NICKS/6368	79.93
GENERAL OPERATING	11042025	11/30/2025	COMMERCE BANK	COMMERCE CARD REBATE 11/4/25	(137.93)
				MONTHLY CHECK REGISTER TOTAL	1,711,305.64

Summary of Legal Charges FY25/26**Legal Billings November 2025 Charges**

Thompson & Horton LLP		YTD Charges
BHS (General)	622 E 81 6626 AA 001 0 99 NBH	-
NCS (General)	622 E 81 6626 EE 001 0 99 NCS	-
NNT (General)	622 E 81 6626 AA 001 0 99 NNT	-
		-
General	199 E 41 6211 91 701 0 99 000	16,206.25
General - Contracts/Procurement	199 E 41 6211 91 701 0 99 000	2,365.00
Galveston ISD SPED	199 E 41 6211 91 701 0 99 000	4,290.00
General - 2022 Bonds	199 E 41 6211 91 701 0 99 000	887.50
General - M Hayman, R Terrel, employee/school issues	199 E 41 6211 91 701 0 99 000	15,396.25
General - Board issues	199 E 41 6211 91 701 0 99 000	-
Sale of Surplus Properties	199 E 41 6211 91 701 0 99 000	4,567.50
Real Estate Transaction with Alex Gonzales	199 E 41 6211 91 701 0 99 000	2,595.00
Real Estate Transaction with Artist Boat	199 E 41 6211 91 701 0 99 000	3,412.50
	199 E 41 6211 91 701 0 99 000	49,720.00

		Budget	Actual	Balance	% of Budget Expensed
Summary for PO by account number	622 E 81 6626 AA 001 0 99 NBH	-	-	-	
	622 E 81 6626 AA 001 0 99 NNT	-	-	-	
	622 E 81 6626 EE 001 0 99 NCS	-	-	-	
	199 E 41 6211 91 701 0 99 000	120,000.00	49,720.00	70,280.00	
		120,000.00	49,720.00	70,280.00	41%
	Total Legal Fees Billed				
Thompson & Horton LLP	49,720.00				
Law Office of E. Renee Crenshaw	-				
	49,720.00				