

FINANCING OPTIONS AND UPDATE

Raymond James Public Finance

PREPARED BY: Elizabeth Hennessy, Managing Director

PREPARED FOR

School District Number 97, Cook County, Illinois (Oak Park)

November 13, 2018



RAYMOND JAMES

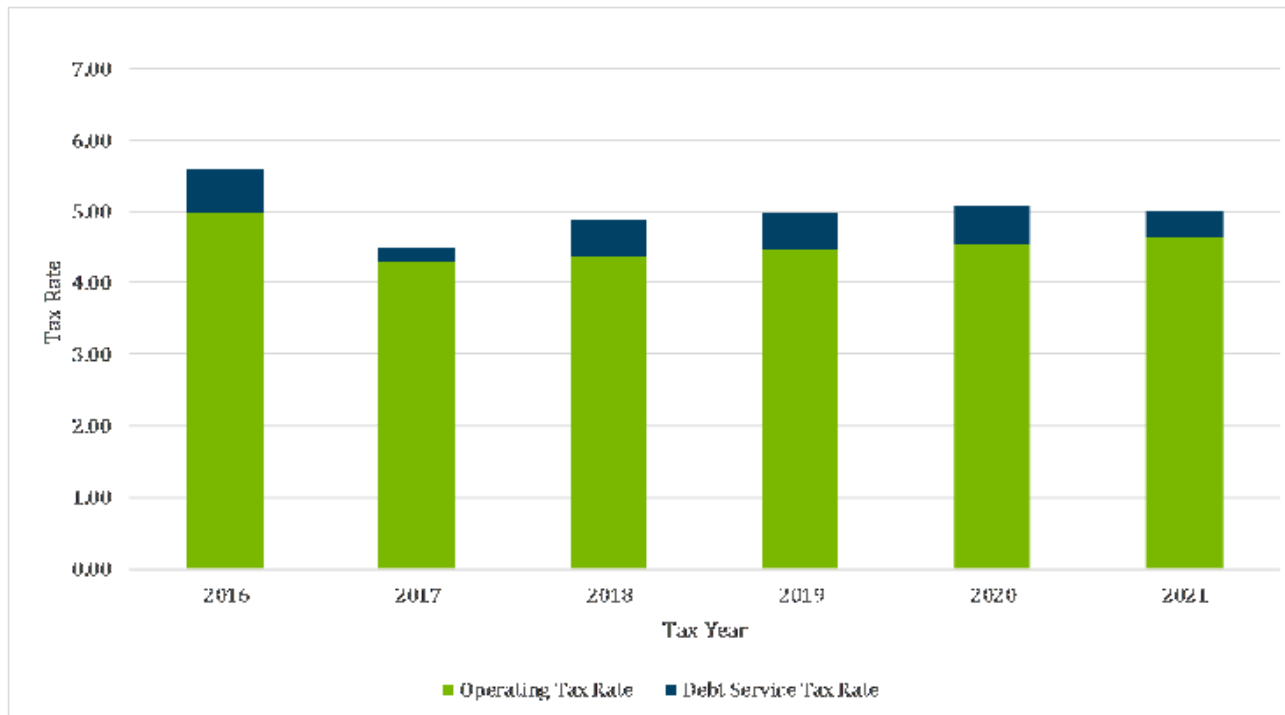
- The District voters approved a limiting rate of 4.982 via referendum in Spring of 2017
- After discovering the funds to be received from the tax increase was higher by approximately \$2.5M than the ballot estimate, the District took the following actions:
 1. Abated the 2017 tax levy for debt service by \$2.6M
 2. Reduced the borrowing amount of the DSEB Bonds from \$10M to \$7.5M, using \$2.5M of operating funds for the Holmes renovation and life safety projects and not accessing the in 2017 levy (\$2.1M reduction) for the DSEB Bonds
- Since the referendum, the Board has taken 3 tax reduction actions over 2 years (2016 and 2017 levy year)
- The District will approve the 2018 tax levy in December 2018

- The Board's direction is **to levy up to the Tax Cap maximum in 2018 (CPI plus new property)** and **provide a one time \$2.5M abatement in levy year 2018**; this gives flexibility to future Boards to decide what to do on the 2019 levy next year and thereafter;
- Currently there is only \$1.4M of debt service on the tax rolls for 2018; The Board authorized up to \$7.5M of DSEB bonds in September to pay for the remaining Holmes and life safety work; the Board will consider a resolution authorizing the issuance of up to \$30M referendum approved bonds in November
- In order to avoid additional interest cost, it makes more sense to reduce the amount of bonds to sell instead of issuing the bonds then abating the debt service due in 2018 levy year
- By reducing the amount of bonds issued the District will have to pay for the capital projects from the operating funds
- Reducing the 2018 tax levy gives the taxpayers the reduction in 2018 levy year paid in 2019

PROPOSED TAX RATE WITH \$7.5M DSEB AND \$57.5M REFERENDUM BONDS

Tax Year	Outstanding	1999B	Est. 2019	Estimated	Total	5% Loss Factor	Estimated	Estimated	Estimated
	DSEB Bonds	Referendum Bonds	\$7.5M DSEB Bonds	2019, 2020, 2021 Referendum Bonds			Tax Rate for Debt Service		
2016	3,471,739	4,455,600	-		7,927,339	8,323,706	0.600	4.982	5.582
2017	1,417,155	1,865,106	-		3,282,261	3,446,374	0.208	4.281	4.489
2018	1,412,301	-	2,210,761	4,438,297	8,061,359	8,464,427	0.511	4.371	4.882
2019	1,417,070	-	2,276,400	4,439,550	8,133,020	8,539,670	0.516	4.458	4.974
2020	1,416,271	-	2,334,200	4,435,400	8,185,871	8,595,165	0.519	4.547	5.066
2021	-	-	1,336,400	4,436,600	5,773,000	6,061,650	0.366	4.638	5.004

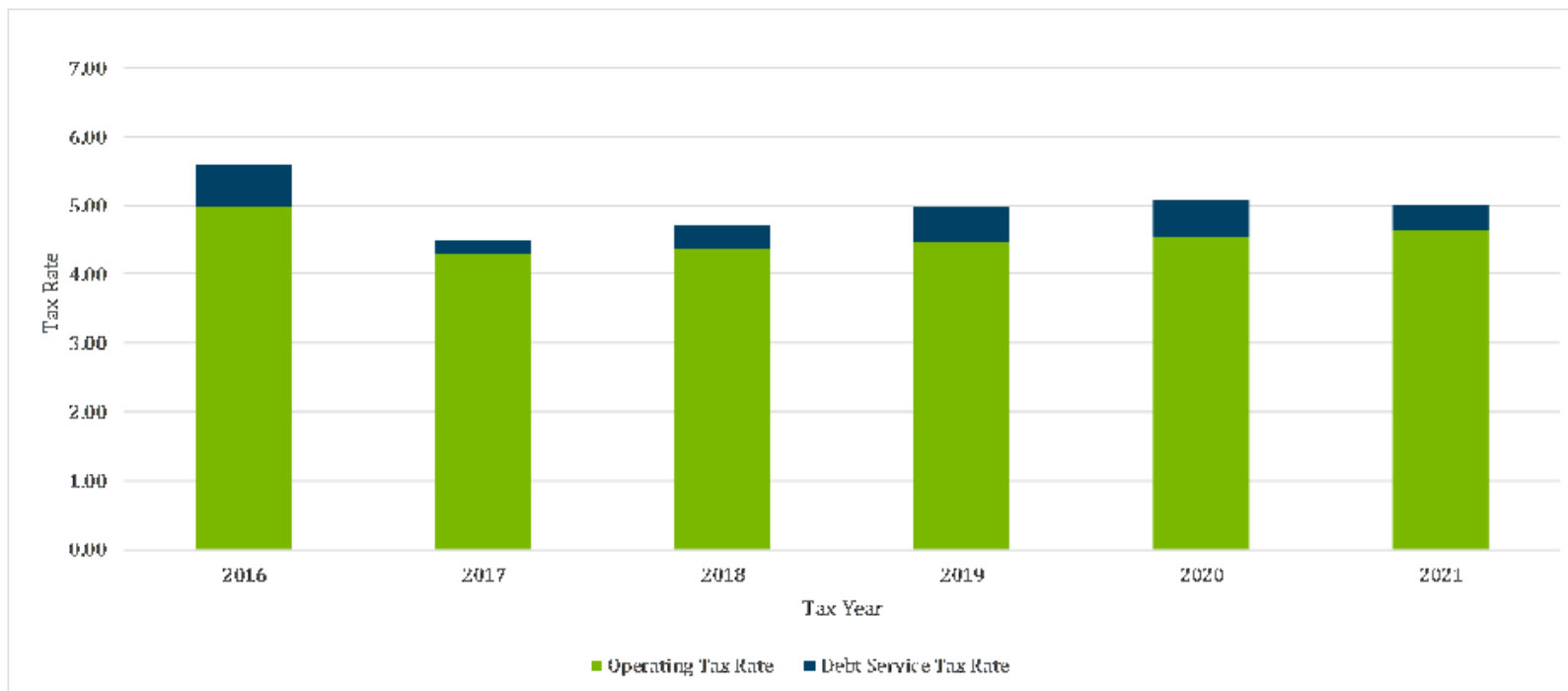
*Note: Estimated based on CPI increases only for calculation of limiting rate and current 2017 EAV with no reassessment or new property CPI in 2019-2021 tax year 2%



OPTION 1: ISSUE \$1.1M LESS DSEB BONDS (\$6.4M) AND ABATE \$1.4M (IMPACT 2018 LEVY) PUBLIC FINANCE

Tax Year	Outstanding DSEB Bonds	1999B Referendum Bonds	Partial Abatement of Current DSEB	Est. 2019 \$6.4M DSEB Bonds	Estimated 2019, 2020, 2021 \$57.5M Referendum Bonds	Total	5% Loss Factor	Estimated Tax Rate for Debt Service	Estimated Limiting Tax Rate*	Estimated Total Tax Rate
2016	3,471,739	4,455,600		-		7,927,339	8,323,706	0.600	4.982	5.582
2017	1,417,155	1,865,106		-		3,282,261	3,446,374	0.208	4.281	4.489
2018	1,412,301	-	(1,412,301)	1,045,917	4,439,746	5,485,662	5,759,945	0.348	4.371	4.719
2019	1,417,070	-		2,277,400	4,437,433	8,131,903	8,538,498	0.516	4.458	4.974
2020	1,416,271	-		2,330,200	4,438,417	8,184,888	8,594,132	0.519	4.547	5.066
2021	-	-		1,367,600	4,439,600	5,807,200	6,097,560	0.368	4.638	5.006

*Note: Estimated based on CPI increases only for calculation of limiting rate and current 2017 EAV with no reassessment or new property CPI in 2019-2021 tax year 2%



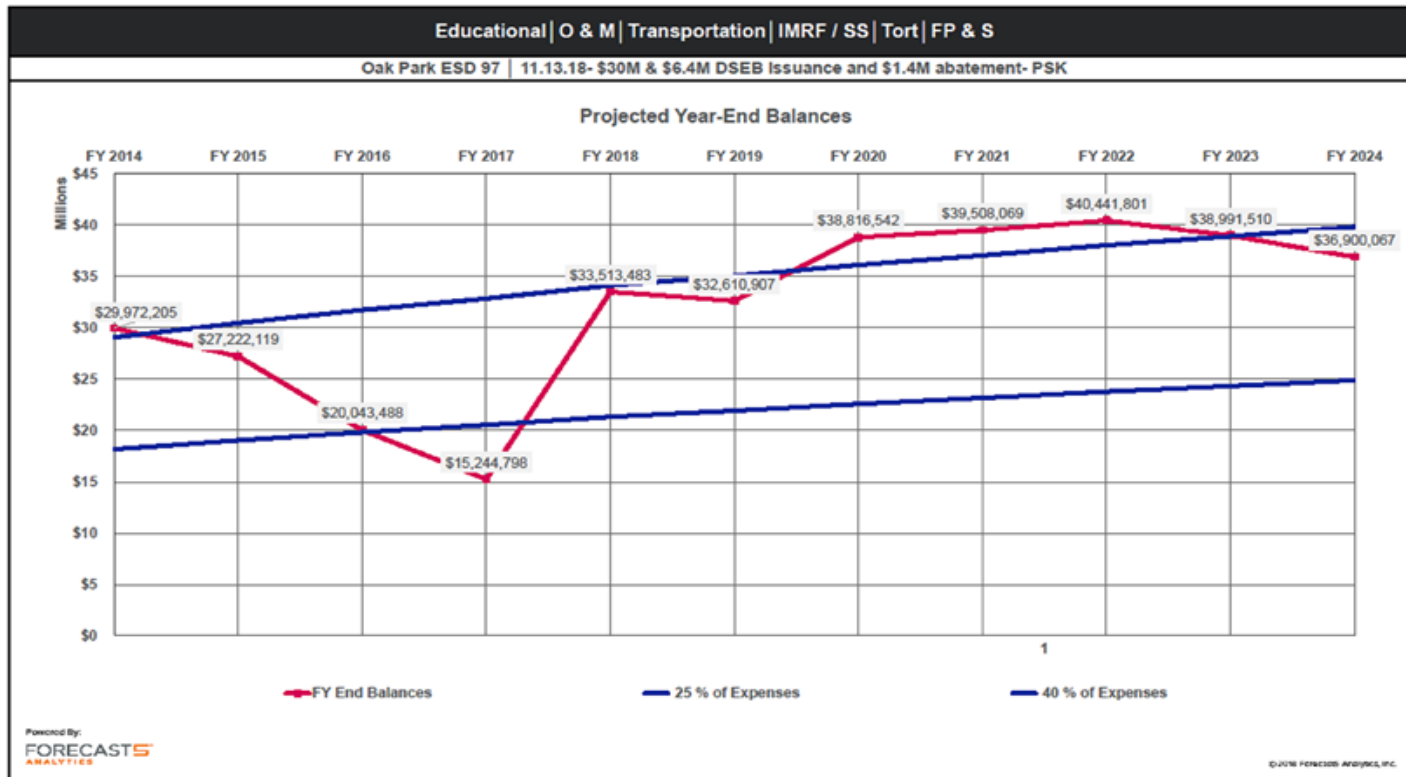
Advantages:

- By reducing DSEB principal by \$1.1M interest cost of approximately \$36,600 is saved
- By abating existing DSEB debt service of \$1.4M, the District can utilize accumulated loss/collection in debt service fund for abatement, *lessening the impact on operating funds*
- Impacts 2018 levy year by approximately \$2.5M achieving Board goal

Disadvantages:

- Operating funds of \$1.1M must be used for Holmes and life safety projects

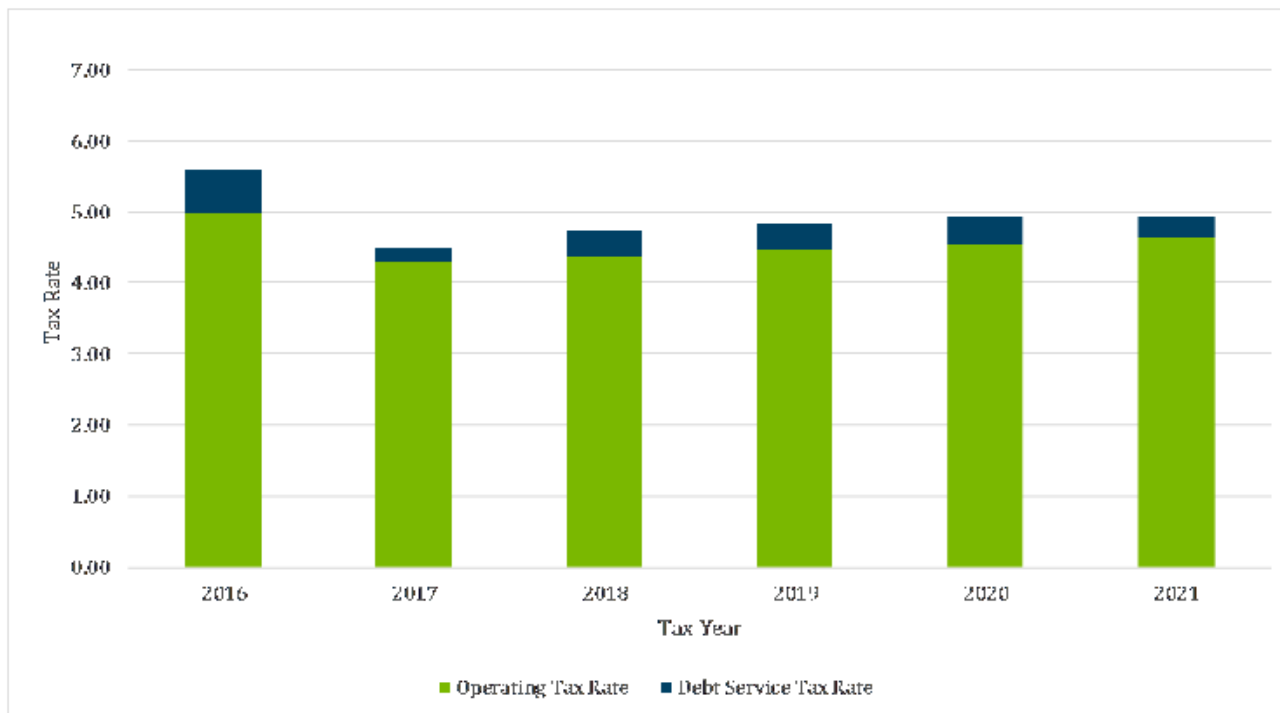
OPTION 1: ISSUE \$1.1M LESS DSEB BONDS (\$6.4M) AND ABATE \$1.4M (IMPACT 2018 LEVY) PUBLIC FINANCE
-IMPACT ON FINANCIAL PROJECTION



OPTION 2: NO ISSUE OF \$7.5M DSEB BONDS

Tax Year	Outstanding	1999B	Est. 2019	Estimated	Total	5% Loss Factor	Estimated	Estimated	Estimated
	DSEB Bonds	Referendum Bonds	\$0M DSEB Bonds	2019, 2020, 2021 Bonds			Tax Rate for Debt Service		
2016	3,471,739	4,455,600	-		7,927,339		0.600	4.982	5.582
2017	1,417,155	1,865,106	-		3,282,261		0.208	4.281	4.489
2018	1,412,301	-	-	4,438,297	5,850,598	6,143,128	0.371	4.371	4.742
2019	1,417,070	-	-	4,439,550	5,856,620	6,149,450	0.371	4.458	4.830
2020	1,416,271	-	-	4,435,400	5,851,671	6,144,255	0.371	4.547	4.918
2021	-	-	-	4,436,600	4,436,600	4,658,430	0.281	4.638	4.920

*Note: Estimated based on CPI increases only for calculation of limiting rate and current 2017 EAV with no reassessment or new property CPI in 2019-2021 tax year 2%

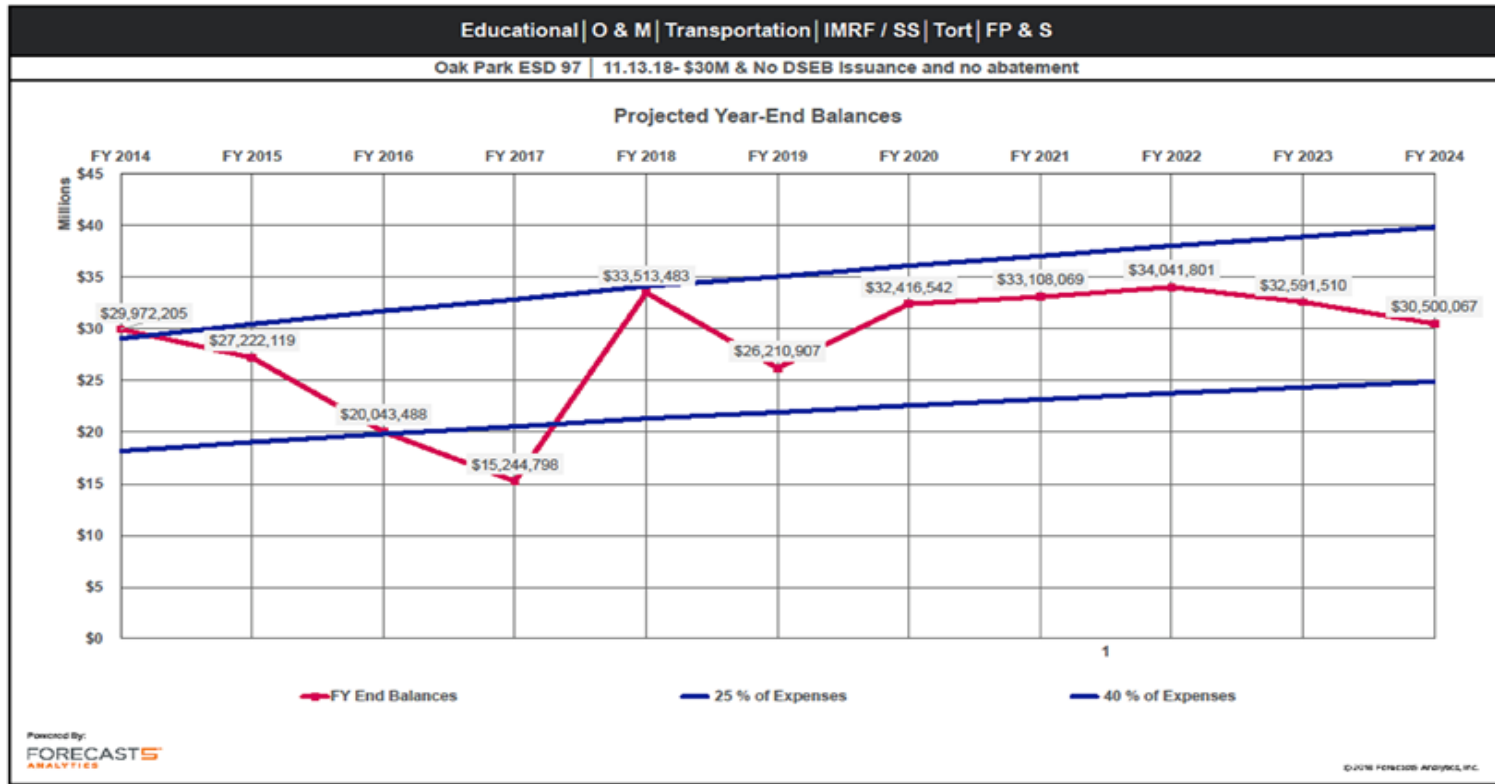


Advantages:

- By reducing DSEB interest cost on \$7.5M of approximately \$657,000

Disadvantages:

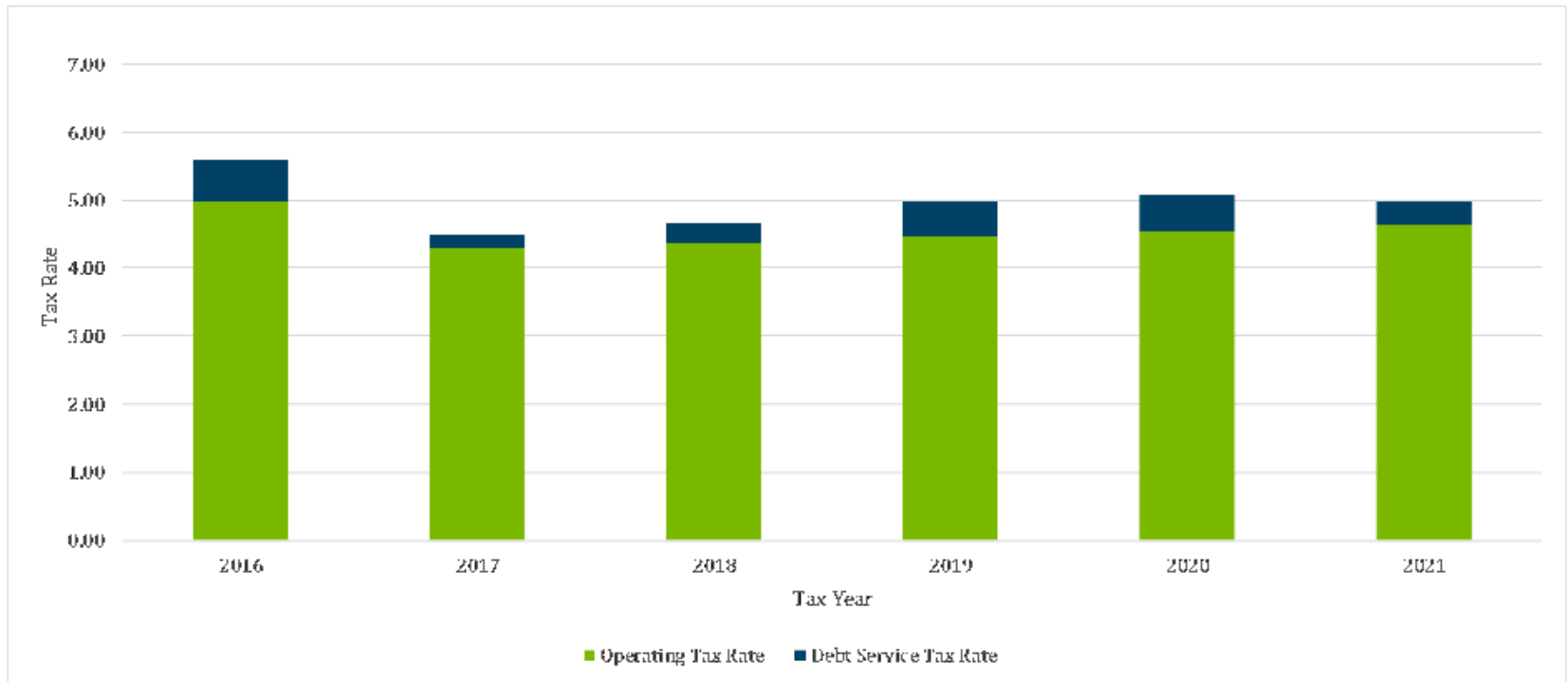
- Operating funds of \$7.5M must be used for Holmes and life safety projects impacting financial projections
- Impacts the 2018 tax levy by just over \$2.2M versus \$2.5M given size of remaining available DSEB in levy year 2018;



OPTION 3: ISSUE OF \$5M DSEB BONDS IN 2019

Tax Year	Outstanding DSEB Bonds	1999B Referendum Bonds	Partial Abatement of Current DSEB	Est. 2019 \$5M DSEB Bonds	Estimated 2019, 2020, 2021 \$57.5M Referendum Bonds	Total	Total Plus 5% Loss Factor	Estimated Tax Rate for Debt Service	Estimated Limiting Tax Rate*	Estimated Total Tax Rate
2016	3,471,739	4,455,600		-		7,927,339	8,323,706	0.600	4.982	5.582
2017	1,417,155	1,865,106		-		3,282,261	3,446,374	0.208	4.281	4.489
2018	1,412,301	-	(1,412,301)	-	4,439,746	4,439,746	4,661,733	0.282	4.371	4.652
2019	1,417,070	-		2,277,741	4,437,433	8,132,244	8,538,856	0.516	4.458	4.974
2020	1,416,271	-		2,353,000	4,438,417	8,207,688	8,618,072	0.520	4.547	5.068
2021	-	-		743,600	4,439,600	5,183,200	5,442,360	0.329	4.638	4.967

*Note: Estimated based on CPI increases only for calculation of limiting rate and current 2017 EAV with no reassessment or new property CPI in 2019-2021 tax year 2%

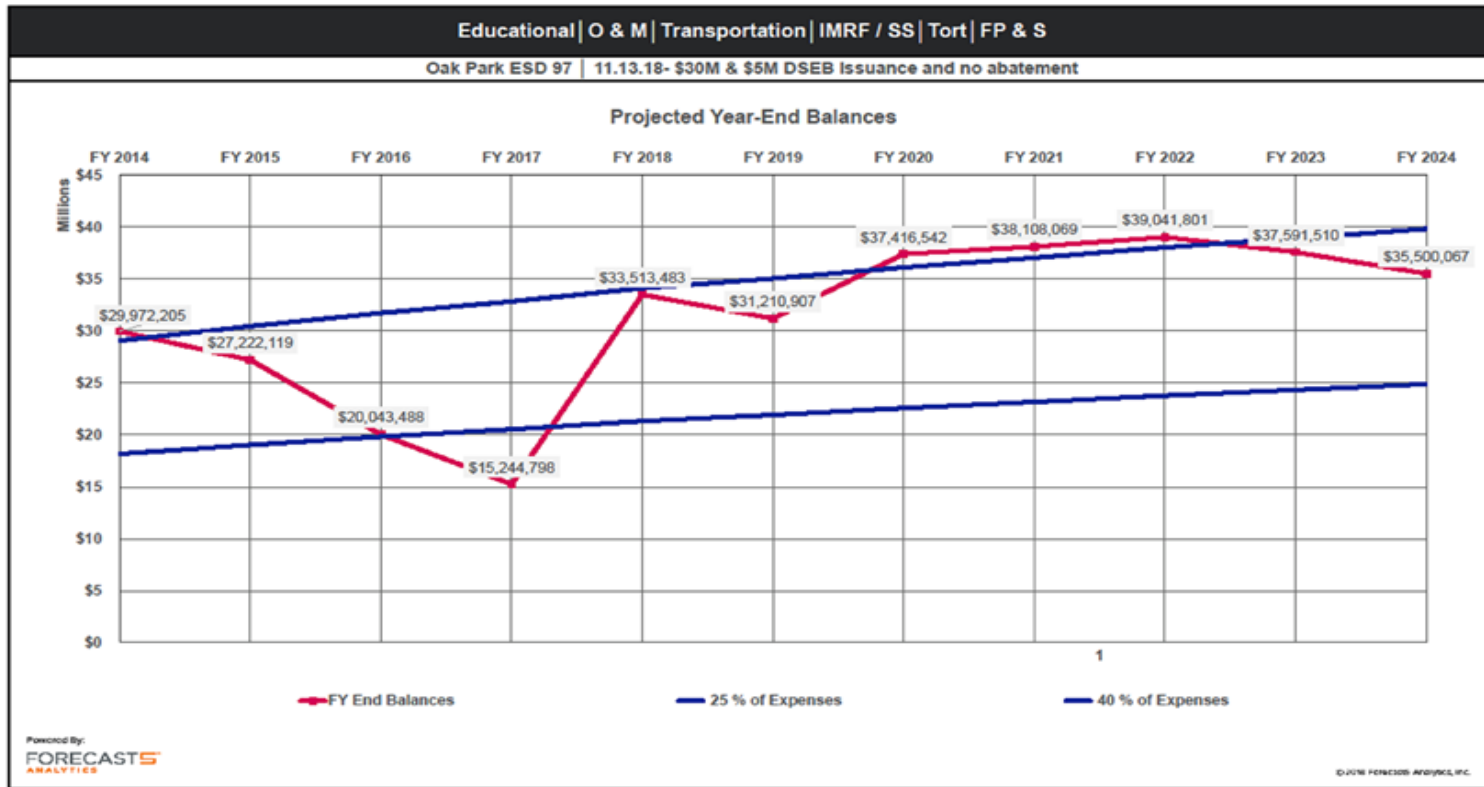


Advantages:

- By reducing DSEB bond issue by \$2.5M, \$283,420 of interest cost saved

Disadvantages:

- Operating funds of \$2.5M must be used for Holmes and life safety projects impacting financial projections



The information contained herein is solely intended to facilitate discussion of potentially applicable financing applications and is not intended to be a specific buy/sell recommendation, nor is it an official confirmation of terms. Any terms discussed herein are preliminary until confirmed in a definitive written agreement. While we believe that the outlined financial structure or marketing strategy is the best approach under the current market conditions, the market conditions at the time any proposed transaction is structured or sold may be different, which may require a different approach.

The analysis or information presented herein is based upon hypothetical projections and/or past performance that have certain limitations. No representation is made that it is accurate or complete or that any results indicated will be achieved. In no way is past performance indicative of future results. Changes to any prices, levels, or assumptions contained herein may have a material impact on results. Any estimates or assumptions contained herein represent our best judgment as of the date indicated and are subject to change without notice. Examples are merely representative and are not meant to be all-inclusive.

Raymond James shall have no liability, contingent or otherwise, to the recipient hereof or to any third party, or any responsibility whatsoever, for the accuracy, correctness, timeliness, reliability or completeness of the data or formulae provided herein or for the performance of or any other aspect of the materials, structures and strategies presented herein. This Presentation is provided to you for the purpose of your consideration of the engagement of Raymond James as an underwriter and not as your financial advisor or Municipal Advisor (as defined in Section 15B of the Exchange Act of 1934, as amended), and we expressly disclaim any intention to act as your fiduciary in connection with the subject matter of this Presentation. The information provided is not intended to be and should not be construed as a recommendation or "advice" within the meaning of Section 15B of the above-referenced Act. Any portion of this Presentation which provides information on municipal financial products or the issuance of municipal securities is only given to provide you with factual information or to demonstrate our experience with respect to municipal markets and products. Municipal Securities Rulemaking Board ("MSRB") Rule G-17 requires that we make the following disclosure to you at the earliest stages of our relationship, as underwriter, with respect to an issue of municipal securities: the underwriter's primary role is to purchase securities with a view to distribution in an arm's-length commercial transaction with the issuer and it has financial and other interests that differ from those of the issuer.

Raymond James does not provide accounting, tax or legal advice; however, you should be aware that any proposed transaction could have accounting, tax, legal or other implications that should be discussed with your advisors and/or legal counsel.

Raymond James and affiliates, and officers, directors and employees thereof, including individuals who may be involved in the preparation or presentation of this material, may from time to time have positions in, and buy or sell, the securities, derivatives (including options) or other financial products of entities mentioned herein. In addition, Raymond James or affiliates thereof may have served as an underwriter or placement agent with respect to a public or private offering of securities by one or more of the entities referenced herein.

This Presentation is not a binding commitment, obligation, or undertaking of Raymond James. No obligation or liability with respect to any issuance or purchase of any Bonds or other securities described herein shall exist, nor shall any representations be deemed made, nor any reliance on any communications regarding the subject matter hereof be reasonable or justified unless and until (1) all necessary Raymond James, rating agency or other third party approvals, as applicable, shall have been obtained, including, without limitation, any required Raymond James senior management and credit committee approvals, (2) all of the terms and conditions of the documents pertaining to the subject transaction are agreed to by the parties thereto as evidenced by the execution and delivery of all such documents by all such parties, and (3) all conditions hereafter established by Raymond James for closing of the transaction have been satisfied in our sole discretion. Until execution and delivery of all such definitive agreements, all parties shall have the absolute right to amend this Presentation and/or terminate all negotiations for any reason without liability therefor.