



**TO: Members, Board of Education
Dr. Carol Kelley, Superintendent**

FROM: Dr. Alicia Evans, Assistant Superintendent for Finance & Operations

RE: Monthly Treasurer's Report – September 2016

DATE: December 20, 2016

Please find attached the monthly Treasurer's report which includes:

- 1) The bank to book cash reconciliation
- 2) Fund Balance Summary
- 3) Budget to Actual Summary and Comparison – All Funds
- 4) Consolidated Balance Sheet Totals
- 5) PMA Investment Report Portfolio
- 6) IMET Investment Report Portfolio
- 7) Monthly Budget Transfers

CC: Annette Bennett

**OAK PARK ELEMENTARY SCHOOL DISTRICT 97
TREASURER'S REPORT
AS OF 9/30/2016**

<u>CASH BALANCES</u>	<u>BALANCE</u>	<u>BALANCE</u>
	<u>9/30/2016</u>	<u>9/30/2015</u>
EDUCATION FUND	\$ 28,992,595.38	\$ 35,634,419.01
BUILDINGS AND GROUNDS FUND	1,156,146.82	2,273,424.09
DEBT SERVICE FUND	7,670,464.06	7,762,301.39
TRANSPORTATION FUND	1,235,603.08	2,195,355.92
IMRF FUND	2,448,178.22	1,566,912.39
LIFE SAFETY FUND	112,972.40	174,408.42
WORKING CASH FUND	6,106,429.79	6,049,711.27
CAPITAL PROJECTS FUND	(1,730,432.87)	(756,472.68)
Book Balance Subtotal	\$ 45,991,956.88	\$ 54,900,059.81
CONVENIENCE FUND	699,511.81	665,180.78
TORT FUND	(8,912.35)	(8,912.35)
HEALTH INSURANCE FUND	(1,510,415.32)	(979,217.13)
Total Adjusted Book Balance	\$ 45,172,141.02	\$ 54,577,111.11
Total Adjusted Bank Balance	\$ 45,153,646.88	\$ 54,572,985.66
Variance *	\$ 18,494.14	\$ 4,125.45

*Variance includes \$15,321.90 prior year irreconcilable difference and \$3,172.24 current variance.

Oak Park Elementary School District 97
Summary of Fund Balance
As of September 30, 2016

Fund	Description	Beginning Balance	Revenues	Expenditures	Net Income/(Net Deficit)	Ending Balance
101	Education	16,489,030	23,798,748	(11,295,183)	12,503,565	28,992,595
102	Operations/Maintenance	1,086,004	1,972,637	(1,902,494)	70,143	1,156,147
103	Debt Service	4,222,668	3,518,441	(70,645)	3,447,796	7,670,464
104	Transportation	1,568,437	502,737	(835,571)	(332,834)	1,235,603
105	IMRF/FICA/Medicare	1,426,069	1,022,302	(193)	1,022,109	2,448,178
106	Capital Project	(2,753,961)	3,435,145	(2,411,618)	1,023,528	(1,730,433)
107	Working Cash	6,074,407	32,023	0	32,023	6,106,430
109	Life Safety	112,726	246	0	246	112,972
Grand Total		28,225,380	34,282,280	(16,515,703)	17,766,577	45,991,957

Oak Park School District 97
 Budget to Actual Summary and Prior Year Comparison
 As of September 30, 2016

All Funds	Current Year				MTD Actual As of September 30	
	Month to Date	Year to Date	Total Budget	Percentage of Budget	2015-2016	2014-2015
Beginning Balance			54,848,268			
Revenues:						
Local Taxes	587,039	27,216,076	61,267,647	44.42%	1,311,924	1,172,209
CPPRT	-	288,017	1,584,493	18.18%	-	-
Investment Earnings	29,680	88,697	144,075	61.56%	31,989	11,163
Other Local Revenue	462,616	4,412,230	7,300,225	60.44%	226,453	197,263
State Funding	802,214	1,648,643	13,836,697	11.92%	1,442,323	1,365,745
Federal Funding	6,902	628,616	3,198,810	19.65%	121,276	184,967
Total Revenues	1,888,451	34,282,279	87,331,947	39.26%	3,133,965	2,931,347
Expenditures:						
Salaries	5,936,835	7,573,594	54,939,654	13.79%	3,868,767	3,763,545
Benefits	1,204,849	1,841,093	10,972,570	16.78%	881,885	750,960
Purchased Services	2,482,736	3,745,178	12,232,516	30.62%	1,522,031	1,273,737
Supplies and Materials	637,355	1,068,054	4,568,214	23.38%	369,464	1,432,036
Capital Outlay	198,491	102,858	607,100	16.94%	155,197	79,722
Out of District Tuition	0	0	0		126,314	352,621
Other	284,496	2,184,924	10,766,650	20.29%	70,357	46,632
Total Expenditures	10,744,762	16,515,701	94,086,704	17.55%	6,994,014	7,699,253
Surplus/(Deficit)	(8,856,311)	17,766,578	(6,754,757)	21.70%	(3,860,049)	(4,767,906)

Oak Park School District 97
 Budget to Actual Summary and Prior Year Comparison
 As of September 30, 2016

Education	Current Year				Prior Year		
	Month to Date	Year to Date	Total Budget	Percentage of Budget	Month to Date	Year to Date	Year to Date Comparison
Beginning Balance			35,543,496				
Revenues:							
Local Taxes	437,923	20,302,756	45,607,205	44.52%	976,391	20,836,040	(533,284)
CPPRT	0	245,717	1,242,193	19.78%	0	0	245,717
Tuition Payments	0	0	4,000	0.00%	0	0	0
Investment Earnings	17,031	50,864	100,000	50.86%	18,355	19,810	31,054
Food Services	170,842	454,145	1,059,875	42.85%	160,287	442,928	11,217
Student Activities	4,988	26,375	31,100	84.81%	4,566	24,320	2,055
Textbooks	55,938	309,057	420,000	73.58%	55,680	317,487	(8,430)
Other Local Revenue	3,962	59,469	1,541,846	3.86%	2,027	17,817	41,652
General State Aid	802,214	1,597,777	6,531,000	24.46%	0	383,432	1,214,345
Other State Revenue	0	724	55,140	1.31%	0	7,345	(6,622)
SPED Private Facility	0	0	2,329,045	0.00%	675,610	1,320,800	(1,320,800)
Preschool	0	38,800	705,360	5.50%	0	0	38,800
Federal Funding	6,902	21,777	636,549	3.42%	2,752	18,119	3,658
Title I	0	129,093	562,878	22.93%	0	10,905	118,188
IDEA	0	363,938	1,474,342	24.68%	0	315,786	48,152
Class Size Grant	0	113,808	525,041	21.68%	118,523	400,261	(286,453)
Adjusting Amount	36,878	84,449					
Total Revenues	1,536,679	23,798,747	62,825,574	37.88%	2,014,191	24,115,050	(400,752)
Expenditures:							
Salaries	5,542,524	6,644,826	51,377,017	12.93%	3,597,466	6,459,194	185,632
Benefits	880,337	1,234,599	8,227,066	15.01%	668,204	1,294,433	(59,834)
Purchased Services	718,556	1,707,869	6,807,808	25.09%	464,573	1,351,048	356,821
Supplies and Materials	424,715	684,017	2,855,654	23.95%	188,407	338,224	345,794
Capital Outlay	68,396	68,612	502,600	13.65%	142,117	553,689	(485,077)
Other	251,843	580,950	3,119,500	18.62%	53,642	95,066	485,884
Out of District Tuition	0	0	0		126,314	556,706	(556,706)
Adjusting Amount	201,208	374,309					
Total Expenditures	8,087,579	11,295,182	72,889,645	15.50%	5,240,723	10,648,359	272,514
Surplus/(Deficit)	-6,550,900	12,503,565	(10,064,071)		-3,226,532	13,466,691	(673,266)

Oak Park School District 97
 Budget to Actual Summary and Prior Year Comparison
 As of September 30, 2016

Operations & Maintenance	Current Year				Prior Year 2015-2016		
	Month to Date	Year to Date	Total Budget	Percentage of Budget	Month to Date	Year to Date	Year to Date Comparison
Beginning Balance			1,978,883				
Revenues:							
Local Taxes	42,269	1,959,690	4,430,833	44.23%	91,355	1,897,897	61,793
CPPRT	0	0	300,000	0.00%	0	249,249	(249,249)
Investment Earnings	1,200	3,590	4,200	85.48%	1,294	1,391	2,199
Other Local Revenue	20,632	21,220	48,000	44.21%	3,893	5,975	15,245
State Funding	0	0	2,600,000	0.00%	766,714	1,150,145	(1,150,145)
Adjusting Amount	(11,959)	(11,863)					
Total Revenues	52,143	1,972,637	7,383,033	26.72%	863,255	3,304,657	(1,320,157)
Expenditures:							
Salaries	390,887	920,779	3,530,965	26.08%	268,713	962,579	(41,800)
Benefits	64,462	150,147	560,281	26.80%	39,445	138,292	11,855
Purchased Services	125,119	235,887	962,572	24.51%	70,187	144,453	91,434
Supplies and Materials	211,838	383,233	1,711,560	22.39%	181,057	434,195	(50,962)
Capital Outlay	1,957	34,246	104,500	32.77%	13,080	13,302	20,944
Adjusting Amount	80,617	178,201					
Total Expenditures	874,880	1,902,494	6,869,878	27.69%	572,482	1,692,821	31,472
Surplus/(Deficit)	-822,737	70,143	513,155		290,773	1,611,836	(1,351,630)

Oak Park School District 97
 Budget to Actual Summary and Prior Year Comparison
 As of September 30, 2016

Debt Service	Current Year				Prior Year 2015-2016		
	Month to Date	Year to Date	Total Budget	Percentage of Budget	Month to Date	Year to Date	Year to Date Comparison
Beginning Balance			7,659,606				
Revenues:							
Local Taxes	75,140	3,483,627	7,776,284	44.80%	168,615	3,563,438	-79,810
Investment Earnings	194	581	0		209	225	356
Adjusting Amount	0	34,233					
Total Revenues	75,335	3,518,441	7,776,284	45.25%	168,824	3,563,663	-79,455
Expenditures:							
Purchased Services	54,477	26,037	288,371	9.03%	1,737	180,804	(154,768)
Other	10,000	10,375	7,647,150	0.14%	16,715	16,715	-6,340
Adjusting Amount	0	34,233					
Total Expenditures	64,477	70,645	7,935,521	0.89%	18,452	197,519	(161,108)
Surplus/(Deficit)	10,858	3,447,796	(159,237)		150,372	3,366,143	81,653

Oak Park School District 97
 Budget to Actual Summary and Prior Year Comparison
 As of September 30, 2016

Transportation	Current Year				Prior Year 2015-2016		
	Month to Date	Year to Date	Total Budget	Percentage of Budget	Month to Date	Year to Date	Year to Date Comparison
Beginning Balance			1,863,854				
Revenues:							
Local Taxes	10,569	490,001	1,174,421	41.72%	25,088	532,848	(42,847)
Investment Earnings	466	1,393	1,600	87.06%	502	540	853
Transportation - Reg	0	11,343	1,616,152	0.70%	0	490,803	(479,460)
Total Revenues	11,035	502,737	2,792,173	18.01%	25,590	1,024,191	(521,454)
Expenditures:							
Salaries	3,424	7,988	31,672	25.22%	2,587	9,055	(1,067)
Benefits	193	455	1,436	31.68%	125	436	19
Purchased Services	634,373	825,176	3,381,260	24.40%	354,442	612,790	212,386
Supplies and Materials	803	803	1,000	80.30%	0	784	19
Adjusting Amount	493	1,147					
Total Expenditures	639,286	835,569	3,415,368	24.46%	357,154	623,064	211,358
Surplus/(Deficit)	-628,252	-332,832	(623,195)		-331,565	401,126	(732,811)

Oak Park School District 97
 Budget to Actual Summary and Prior Year Comparison
 As of September 30, 2016

IMRF / SS	Current Year				Prior Year		
	Month to Date	Year to Date	Total Budget	Percentage of Budget	Month to Date	Year to Date	Year to Date Comparison
Beginning Balance			2,427,234				
Revenues:							
Local Taxes	21,138	980,002	2,278,904	43.00%	50,476	1,065,999	(85,997)
CPPRT	0	42,300	42,300	100.00%	0	42,300	-
Total Revenues	21,138	1,022,302	2,321,204	44.04%	50,476	1,108,299	(85,997)
Expenditures:							
Benefits	259,857	455,892	2,183,787	20.88%	174,111	454,507	1,386
Adjusting Amount	(259,664)	(455,699)					(259,664)
Total Expenditures	193	193	2,183,787	0.01%	174,111	454,507	(258,278)
Surplus/(Deficit)	20,944	1,022,109	137,417		-123,635	653,793	172,282

Oak Park School District 97
 Budget to Actual Summary and Prior Year Comparison
 As of September 30, 2016

Capital Projects	Current Year				Prior Year 2015-2016		
	Month to Date	Year to Date	Total Budget	Percentage of Budget	Month to Date	Year to Date	Year to Date Comparison
Beginning Balance			(833,419)				
Revenues:							
Other Local Revenue	181,334	3,435,145	4,195,404	81.88%	0	225	3,434,920
Total Revenues	181,334	3,435,145	4,195,404	81.88%	0	225	3,434,920
Expenditures:							
Purchased Services	950,210	950,210	792,505	119.90%	631,091	1,673,620	(723,410)
Capital Outlay	128,138	1,461,408	3,591,126	40.69%	0	0	1,461,408
Adjusting Amount	(128,138)	(128,138)					
Total Expenditures	950,209	2,283,480	4,383,631	52.09%	631,091	1,673,620	(723,410)
Surplus/(Deficit)	(768,876)	1,151,666	(188,227)		(631,091)	(1,673,395)	4,158,330

Oak Park School District 97
 Budget to Actual Summary and Prior Year Comparison
 As of September 30, 2016

Working Cash	Current Year				Prior Year 2015-2016		
	Month to Date	Year to Date	Total Budget	Percentage of Budget	Month to Date	Year to Date	Year to Date Comparison
Beginning Balance			6,095,724				
Revenues:							
Investment Earnings	10,706	32,023	38,000	84.27%	11,540	12,405	19,619
Total Revenues	10,706	32,023	38,000	1	11,540	12,405	19,619
Expenditures:							
Total Expenditures	0	0	0		0	0	0
Surplus/(Deficit)	10,706	32,023	38,000		11,540	12,405	19,619

Oak Park School District 97
 Budget to Actual Summary and Prior Year Comparison
 As of September 30, 2016

Life Safety	Current Year				Prior Year 2015-2016		
	Month to Date	Year to Date	Total Budget	Percentage of Budget	Month to Date	Year to Date	Year to Date Comparison
Beginning Balance			112,890				
Revenues:							
Investment Earnings	82	246	275	89.51%	89	95	151
Total Revenues	82	246	275	89.51%	89	95	151
Expenditures:							
Total Expenditures	0	0	0	0.00%	0	0	0
Surplus/(Deficit)	82	246	275		89	95	151

Run Date 12/16/16 12:00 PM

For 09/01/16 - 09/30/16

Oak Park Elementary School District 97

Consolidated Balance Report

Consolidated Balance Sheet


Page No 1

FJBAS05B

Periods 03 - 03

BAL1

Account No \ Description	Beginning Balance	Debits	Credits	Ending Balance
101.0.00.000.6000 CASH IN BANK	35,543,495.60	.00	6,550,900.22	28,992,595.38
TOTAL	35,543,495.60	.00	6,550,900.22	28,992,595.38
102.0.00.000.6000 CASH IN BANK	1,978,883.43	.00	822,736.61	1,156,146.82
TOTAL	1,978,883.43	.00	822,736.61	1,156,146.82
103.0.00.000.6000 CASH IN BANK	7,659,606.41	10,857.65	.00	7,670,464.06
TOTAL	7,659,606.41	10,857.65	.00	7,670,464.06
104.0.00.000.6000 CASH IN BANK	1,863,854.06	.00	628,250.98	1,235,603.08
TOTAL	1,863,854.06	.00	628,250.98	1,235,603.08
105.0.00.000.6000 CASH IN BANK	2,427,233.73	20,944.49	.00	2,448,178.22
TOTAL	2,427,233.73	20,944.49	.00	2,448,178.22
106.0.00.000.6000 CASH IN BANK	-833,419.20	.00	897,013.67	-1,730,432.87
TOTAL	-833,419.20	.00	897,013.67	-1,730,432.87
107.0.00.000.6000 CASH IN BANK	6,095,723.65	10,706.14	.00	6,106,429.79
TOTAL	6,095,723.65	10,706.14	.00	6,106,429.79
108.0.00.000.6000 CASH IN BANK	-8,912.35	.00	.00	-8,912.35
TOTAL	-8,912.35	.00	.00	-8,912.35
109.0.00.000.6000 CASH IN BANK	112,890.11	82.29	.00	112,972.40
TOTAL	112,890.11	82.29	.00	112,972.40
110.0.00.000.6000 CASH IN BANK	-1,395,801.90	.00	114,613.42	-1,510,415.32
TOTAL	-1,395,801.90	.00	114,613.42	-1,510,415.32
111.0.00.000.6000 CASH IN BANK	624,082.78	75,429.03	.00	699,511.81
TOTAL	624,082.78	75,429.03	.00	699,511.81
TOTAL FY17	54,067,636.32	118,019.60	9,013,514.90	45,172,141.02



ISDLAF+ Monthly Statement

Statement for the Account of:
OAK PARK S.D. 97

(11572-101) GENERAL FUND

Statement Period
Sep 1, 2016 to Sep 30, 2016

ACTIVITY SUMMARY

INVESTMENT POOL SUMMARY

	LIQ	MAX
Beginning Balance	\$3,495,742.08	\$6,267,301.41
Dividends	\$625.04	\$1,481.04
Credits	\$10,773,035.18	\$1,396,155.79
Checks Paid	(\$3,392,629.23)	\$0.00
Other Debits	(\$6,955,645.14)	(\$6,500,000.00)
Ending Balance	\$3,921,127.93	\$1,164,938.24
Average Monthly Rate	0.28%	0.39%

PLEASE NOTE: THE FUND WILL BE CLOSED
OCTOBER 10TH IN OBSERVANCE OF THE COLUMBUS
DAY HOLIDAY

TOTAL LIQ AND MAX

\$5,086,066.17

TOTAL FIXED INCOME


\$40,272,492.53

ACCOUNT TOTAL

\$45,358,558.70

OAK PARK S.D. 97
ALICIA EVANS
970 MADISON STREET
OAK PARK, IL 60302

(11572-101) GENERAL FUND |




OAK PARK S.D. 97

FIXED INCOME INVESTMENTS

Statement Period
Sep 1, 2016 to Sep 30, 2016

PURCHASES

Type	Holding ID	Trade	Settle	Maturity	Description	Cost	Rate	Face/Par
TS	230844-1	09/02/16	09/02/16	01/05/17	ISDLAF+ TERM SERIES	\$2,150,000.00	0.430%	\$2,153,166.10
Totals for Period:						\$2,150,000.00		\$2,153,166.10



OAK PARK S.D. 97

FIXED INCOME INVESTMENTS

Statement Period
Sep 1, 2016 to Sep 30, 2016

MATURITIES / SALES

Type	M / S	Holding ID	Settle Date	Transaction Date	Maturity Date	Description	Cost	Face/Par
DTC	M	32652	09/05/14	09/06/16	09/06/16	SEC - 32652 - GE Capital Bank Certificate of Deposit	\$248,485.45	\$248,000.00
DTC	M	32654	09/04/14	09/06/16	09/06/16	SEC - 32654 - Capital One Bank (usa), National Association Certificate of D	\$249,491.41	\$249,000.00
CDR	M	201685-1	09/11/14	09/08/16	09/08/16	CD-201685-1 Park National Bank, OH	\$241,115.71	\$243,371.05
CDR	M	201685-2	09/11/14	09/08/16	09/08/16	CD-201685-2 WashingtonFirst Bank, VA	\$241,115.71	\$243,371.05
CDR	M	201685-3	09/11/14	09/08/16	09/08/16	CD-201685-3 Regent Bank, OK	\$241,115.71	\$243,371.05
CDR	M	201685-4	09/11/14	09/08/16	09/08/16	CD-201685-4 AVB Bank, OK	\$241,115.71	\$243,371.05
CDR	M	201685-5	09/11/14	09/08/16	09/08/16	CD-201685-5 Landmark Bank, N.A., MO	\$167,282.88	\$168,847.61
CDR	M	201685-6	09/11/14	09/08/16	09/08/16	CD-201685-6 Texas Champion Bank, TX	\$160,743.81	\$162,247.37
CDR	M	201685-7	09/11/14	09/08/16	09/08/16	CD-201685-7 Georgia Banking Company, GA	\$128,545.39	\$129,747.77
CDR	M	201685-8	09/11/14	09/08/16	09/08/16	CD-201685-8 Franklin Synergy Bank / MidSouth Bank, TN	\$78,965.08	\$79,703.71
CDR	M	201686-1	09/11/14	09/08/16	09/08/16	CD-201686-1 LegacyTexas Bank / ViewPoint Bank (MHC), TX	\$241,356.17	\$243,613.65
CDR	M	201686-2	09/11/14	09/08/16	09/08/16	CD-201686-2 Jonestown Bank and Trust, PA	\$241,356.17	\$243,613.65
CDR	M	201686-3	09/11/14	09/08/16	09/08/16	CD-201686-3 Tristate Capital Bank, PA	\$241,356.17	\$243,613.65
CDR	M	201686-4	09/11/14	09/08/16	09/08/16	CD-201686-4 Franklin Synergy Bank / MidSouth Bank, TN	\$162,310.32	\$163,828.46
CDR	M	201686-5	09/11/14	09/08/16	09/08/16	CD-201686-5 IBERIABANK, LA	\$113,621.17	\$114,683.90
DTC	M	32657	09/12/14	09/12/16	09/12/16	SEC - 32657 - Everbank Certificate of Deposit	\$249,488.82	\$249,000.00
Totals for Period:							\$3,247,465.68	\$3,269,383.97



OAK PARK S.D. 97


Statement Period

Sep 1, 2016 to Sep 30, 2016

FIXED INCOME INVESTMENTS

INTEREST				
Type	Holding ID	Transaction Date	Description	Interest
DTC	32652	09/06/16	SEC - 32652 - GE Capital Bank Certificate of Deposit	\$1,068.44
DTC	32654	09/06/16	SEC - 32654 - Capital One Bank (usa), National Association Certificate of D	\$888.21
CDR	201685-1	09/08/16	CD-201685-1 Park National Bank, OH	\$2,255.34
CDR	201685-2	09/08/16	CD-201685-2 WashingtonFirst Bank, VA	\$2,255.34
CDR	201685-3	09/08/16	CD-201685-3 Regent Bank, OK	\$2,255.34
CDR	201685-4	09/08/16	CD-201685-4 AVB Bank, OK	\$2,255.34
CDR	201685-5	09/08/16	CD-201685-5 Landmark Bank, N.A., MO	\$1,564.73
CDR	201685-6	09/08/16	CD-201685-6 Texas Champion Bank, TX	\$1,503.56
CDR	201685-7	09/08/16	CD-201685-7 Georgia Banking Company, GA	\$1,202.38
CDR	201685-8	09/08/16	CD-201685-8 Franklin Synergy Bank / MidSouth Bank, TN	\$738.63
CDR	201686-1	09/08/16	CD-201686-1 LegacyTexas Bank / ViewPoint Bank (MHC), TX	\$2,257.48
CDR	201686-2	09/08/16	CD-201686-2 Jonestown Bank and Trust, PA	\$2,257.48
CDR	201686-3	09/08/16	CD-201686-3 Tristate Capital Bank, PA	\$2,257.48
CDR	201686-4	09/08/16	CD-201686-4 Franklin Synergy Bank / MidSouth Bank, TN	\$1,518.14
CDR	201686-5	09/08/16	CD-201686-5 IBERIABANK, LA	\$1,062.73
DTC	32657	09/12/16	SEC - 32657 - Everbank Certificate of Deposit	\$815.90
DTC	34096	09/12/16	SEC - 34096 - Keybank NA Certificate of Deposit	\$878.66

Totals for Period: **\$27,035.18**



OAK PARK S.D. 97

Statement Period
Sep 1, 2016 to Sep 30, 2016

CURRENT PORTFOLIO

Type	Code	Holding ID	Trade	Settle	Maturity	Description	Cost	Rate	Face/Par	Market Value
LIQ				09/30/16		LIQ Account Balance	\$3,921,127.93	0.280%	\$3,921,127.93	\$3,921,127.93
MAX				09/30/16		MAX Account Balance	\$1,164,938.24	0.390%	\$1,164,938.24	\$1,164,938.24
TS	10	230142-1	08/19/16	08/19/16	10/04/16	ISDLAF+ TERM SERIES	\$12,700,000.00	0.360%	\$12,705,761.98	\$12,700,000.00
TS	10	230131-1	08/19/16	08/19/16	11/07/16	ISDLAF+ TERM SERIES	\$6,300,000.00	0.370%	\$6,305,109.05	\$6,300,000.00
TS	10	230124-1	08/19/16	08/19/16	12/01/16	ISDLAF+ TERM SERIES	\$8,100,000.00	0.380%	\$8,108,770.20	\$8,100,000.00
TS	10	230134-1	08/19/16	08/19/16	01/04/17	ISDLAF+ TERM SERIES	\$3,800,000.00	0.380%	\$3,805,459.51	\$3,800,000.00
TS	10	230844-1	09/02/16	09/02/16	01/05/17	ISDLAF+ TERM SERIES	\$2,150,000.00	0.430%	\$2,153,166.10	\$2,150,000.00
CD	N	230518-1	08/31/16	08/31/16	01/25/17	ROYAL BUSINESS BANK	\$249,500.00	0.431%	\$249,933.29	\$249,500.00
CD	N	230519-1	08/31/16	08/31/16	01/25/17	CENTRUE BANK	\$249,500.00	0.432%	\$249,933.62	\$249,500.00
CD	N	230520-1	08/31/16	08/31/16	01/25/17	PACIFIC WESTERN BANK	\$249,500.00	0.431%	\$249,932.61	\$249,500.00
CD	N	224020-1	05/10/16	05/10/16	02/08/17	BANK OF THE OZARKS	\$248,900.00	0.561%	\$249,947.39	\$248,900.00
CD	N	224021-1	05/10/16	05/10/16	02/08/17	BANK OF THE WEST	\$248,800.00	0.612%	\$249,942.68	\$248,800.00
CD	N	224022-1	05/10/16	05/10/16	02/08/17	BANK OF CHINA	\$249,000.00	0.510%	\$249,952.91	\$249,000.00
CD	N	224023-1	05/10/16	05/10/16	02/08/17	BOFI FEDERAL BANK	\$248,900.00	0.550%	\$249,927.70	\$248,900.00
CD	N	224024-1	05/10/16	05/10/16	02/08/17	FINANCIAL FEDERAL BANK	\$249,000.00	0.530%	\$249,990.68	\$249,000.00
CD	N	224025-1	05/10/16	05/10/16	02/08/17	SONABANK	\$249,000.00	0.500%	\$249,935.06	\$249,000.00
CD	N	230028-1	08/18/16	08/18/16	02/08/17	CFG COMMUNITY BANK	\$249,000.00	0.403%	\$249,477.78	\$249,000.00
CD	N	230029-1	08/18/16	08/18/16	02/08/17	FIELDPOINT PRIVATE BANK & TRUST	\$249,000.00	0.409%	\$249,485.49	\$249,000.00
CD	N	230030-1	08/18/16	08/18/16	02/08/17	LANDMARK COMMUNITY BANK	\$249,000.00	0.402%	\$249,476.60	\$249,000.00
CD	N	230031-1	08/18/16	08/18/16	02/08/17	BREMER BANK, NA	\$249,500.00	0.402%	\$249,977.81	\$249,500.00
CDR	CDR	206803-1	02/26/15	02/26/15	02/23/17	First Foundation Bank	\$238,410.67	0.540%	\$240,978.45	\$238,410.67
CDR	CDR	206803-10	02/26/15	02/26/15	02/23/17	Dime Savings Bank of Williamsburgh	\$108,790.35	0.540%	\$109,962.07	\$108,790.35
CDR	CDR	206803-11	02/26/15	02/26/15	02/23/17	Fairfield National Bank	\$62,237.73	0.540%	\$62,908.06	\$62,237.73
CDR	CDR	206803-12	02/26/15	02/26/15	02/23/17	Alpine Capital Bank	\$50,191.69	0.540%	\$50,732.27	\$50,191.69
CDR	CDR	206803-2	02/26/15	02/26/15	02/23/17	Beneficial State Bank / OneCalifornia Bank, FSB	\$238,410.67	0.540%	\$240,978.45	\$238,410.67
CDR	CDR	206803-3	02/26/15	02/26/15	02/23/17	Mutual of Omaha Bank	\$238,410.67	0.540%	\$240,978.45	\$238,410.67

Questions? Please call 630 657 6400

(11572-101) GENERAL FUND |

CURRENT PORTFOLIO

Type	Code	Holding ID	Trade	Settle	Maturity	Description	Cost	Rate	Face/Par	Market Value
CDR	CDR	206803-4	02/26/15	02/26/15	02/23/17	Provident Bank	\$238,410.67	0.540%	\$240,978.45	\$238,410.67
CDR	CDR	206803-5	02/26/15	02/26/15	02/23/17	LaPorte Savings Bank (MHC)	\$238,410.67	0.540%	\$240,978.45	\$238,410.67
CDR	CDR	206803-6	02/26/15	02/26/15	02/23/17	BB&T Bank	\$238,410.67	0.540%	\$240,978.45	\$238,410.67
CDR	CDR	206803-7	02/26/15	02/26/15	02/23/17	Bank of America, National Association	\$238,410.67	0.540%	\$240,978.45	\$238,410.67
CDR	CDR	206803-8	02/26/15	02/26/15	02/23/17	Tompkins State Bank	\$238,132.48	0.540%	\$240,697.26	\$238,132.48
CDR	CDR	206803-9	02/26/15	02/26/15	02/23/17	Community Bank	\$121,773.06	0.540%	\$123,084.61	\$121,773.06
CD	N	206810-1	02/25/15	02/25/15	02/24/17	MIDDLEFIELD BANKING COMPANY	\$247,000.00	0.591%	\$249,920.88	\$247,000.00
CD	N	206811-1	02/25/15	02/25/15	02/24/17	PREMIER BANK	\$244,700.00	0.551%	\$247,398.46	\$244,700.00
DTC	N	34096-1	02/24/15	03/11/15	03/13/17	Keybank NA Certificate of Deposit (0.700%) 49306SUV6	\$249,992.53	0.500%	\$249,000.00	\$249,413.84
CD	N	230514-1	08/31/16	08/31/16	08/31/17	CIT BANK / ONEWEST BANK, NA	\$247,600.00	0.933%	\$249,910.11	\$247,600.00
CD	N	230515-1	08/31/16	08/31/16	08/31/17	KS STATEBANK / KANSAS STATE BANK OF MANHATTAN	\$248,100.00	0.749%	\$249,959.44	\$248,100.00
CD	N	230516-1	08/31/16	08/31/16	08/31/17	TBK BANK, SSB / THE NATIONAL BANK	\$248,200.00	0.699%	\$249,935.25	\$248,200.00
CD	N	230517-1	08/31/16	08/31/16	08/31/17	EAGLEBANK / VIRGINIA HERITAGE BANK	\$248,300.00	0.649%	\$249,912.48	\$248,300.00

Totals for Period:

\$45,358,558.70

\$45,432,516.67

\$45,357,980.01

Weighted Average Portfolio Yield: 0.475 %

Weighted Average Portfolio Maturity: 63.41 Days

Portfolio Summary:

Type	Allocation (%)	Allocation (\$)	Description
LIQ	8.64%	\$3,921,127.93	Liquid Class Activity
MAX	2.57%	\$1,164,938.24	MAX Class Activity
CD	10.41%	\$4,722,500.00	Certificate of Deposit
CDR	4.96%	\$2,250,000.00	Certificate of Deposit
DTC	0.55%	\$249,413.84	Certificate of Deposit
TS	72.86%	\$33,050,000.00	Term Series

Note: Weighted Yield & Weighted Average Portfolio Maturity are calculated using "Market Value" and are only based on the fixed rate investments (excluding SDA investments).

"Cost" is comprised of the total amount you paid for the investment including any fees and commissions.

"Rate" is the Net Yield to Maturity.

"Face/Par" is the amount received at maturity.

"Market Value" reflects the market value as reported by an independent third-party pricing service. Certificates of Deposit and Commercial Paper and other assets for which market pricing is not readily available from a third-party pricing service are listed at "Cost".

Deposit Codes:

10) Term Series

N) Single FEIN

CDR) CDARS Placement

Questions? Please call 630 657 6400

(11572-101) GENERAL FUND |



Illinois
Metropolitan
Investment
Fund

IMET Activity Statement

09/01/2016 to 09/30/2016

Illinois Metropolitan Investment Fund
Telephone - 630-571-0480 Ext. 229

OAK PARK ELEMENTARY SCHOOL DISTRICT

IMET Activity

IMET CONVENIENCE FUND

GENERAL (20422101)

Trade Date	Transaction Description	Dollar Amount	Share Price	Shares	Shares Held
08/31/16	BALANCE FORWARD	\$251,798.74	1.000		251,798.740
09/30/16	INCOME REINVEST	\$105.12	1.000	105.120	
Account Value as of 09/30/2016		\$251,903.86	1.000		251,903.860

Please note IMET will be closed on Monday, October 10, 2016 in commemoration of Columbus Day

Thank you for your business. If you have any questions about these transactions, call (888) 288-IMET (4638).



IMPORTANT DISCLOSURES

IMET Activity

This section shows all of the activity in the 1-3 Year Fund and the Convenience Fund. The Share Price represents the closing Net Asset Value of the respective fund as the end date on this statement.

Information regarding the IMET's investment objectives, risks, charges and expenses can be found in the IMET Offering Circular, which can be obtained by calling the IMET home office at 630-571-0480 x229.

Additional Disclosures

Any performance data featured represents past performance, which is no guarantee of future results. Investment return and the share price of the 1-3 Year Fund will fluctuate. Current performance may be higher or lower than the performance data quoted. Please call IMET for the most recent performance figures.

The Convenience Fund portfolio is comprised of bank deposits and government securities. The bank deposits are FDIC insured, collateralized by the Federal Home Loan Bank Letter of Credit program, or collateralized by government securities at a margin of 110%. For additional information regarding the collateral agreement please contact IMET at 630-571-0480 x229. The Convenience Fund will be managed so as to maintain a stable \$1.00 share price, although there is no guarantee that it will do so.

FOR A CHANGE OF ADDRESS, PLEASE NOTIFY IMET IN WRITING.

PLEASE ADVISE IMET IMMEDIATELY OF ANY DISCREPANCIES ON YOUR STATEMENT BY CALLING 1-888-288-IMET (4638).

Anti-Money Laundering Disclosure

Notice: Pursuant to the US regulations issued under Section 311 of the USA Patriot Act, 31 CFR 103.192, we are prohibited from opening or maintaining a correspondent account for, or on behalf of, the country of Myanmar, the country of Nauru, the Commercial Bank of Syria, its subsidiary Syrian Lebanese Commercial Bank, VEF Banka and its subsidiaries, Infobank and its subsidiaries, Asia Wealth Bank, Myanmar Mayflower Bank, and Banco Delta SARL, including its subsidiaries Delta Asia Credit Limited and Delta Asia Insurance Limited. The regulations also require us to notify you that your account may not be used to provide the listed foreign banks with access to our financial institution. If we become aware that the listed foreign banks are indirectly using your account, we will be required to take appropriate steps to prevent such access, including terminating your account



Illinois
Metropolitan
Investment
Fund

IMET Activity Statement

09/01/2016 to 09/30/2016

Illinois Metropolitan Investment Fund
Telephone - 630-571-0480 Ext. 229

OAK PARK ELEMENTARY SCHOOL DISTRICT

IMET Activity

IMET CONVENIENCE FUND

BOND PROCEEDS (20422201)

Trade Date	Transaction Description	Dollar Amount	Share Price	Shares	Shares Held
08/31/16	BALANCE FORWARD	\$290.28	1.000		290.280
09/30/16	INCOME REINVEST	\$0.05	1.000	0.050	
Account Value as of 09/30/2016		\$290.33	1.000		290.330

Please note IMET will be closed on Monday, October 10, 2016 in commemoration of Columbus Day

Thank you for your business. If you have any questions about these transactions, call (888) 288-IMET (4638).



IMPORTANT DISCLOSURES

IMET Activity

This section shows all of the activity in the 1-3 Year Fund and the Convenience Fund. The Share Price represents the closing Net Asset Value of the respective fund as the end date on this statement.

Information regarding the IMET's investment objectives, risks, charges and expenses can be found in the IMET Offering Circular, which can be obtained by calling the IMET home office at 630-571-0480 x229.

Additional Disclosures

Any performance data featured represents past performance, which is no guarantee of future results. Investment return and the share price of the 1-3 Year Fund will fluctuate. Current performance may be higher or lower than the performance data quoted. Please call IMET for the most recent performance figures.

The Convenience Fund portfolio is comprised of bank deposits and government securities. The bank deposits are FDIC insured, collateralized by the Federal Home Loan Bank Letter of Credit program, or collateralized by government securities at a margin of 110%. For additional information regarding the collateral agreement please contact IMET at 630-571-0480 x229. The Convenience Fund will be managed so as to maintain a stable \$1.00 share price, although there is no guarantee that it will do so.

FOR A CHANGE OF ADDRESS, PLEASE NOTIFY IMET IN WRITING.

PLEASE ADVISE IMET IMMEDIATELY OF ANY DISCREPANCIES ON YOUR STATEMENT BY CALLING 1-888-288-IMET (4638).

Anti-Money Laundering Disclosure

Notice: Pursuant to the US regulations issued under Section 311 of the USA Patriot Act, 31 CFR 103.192, we are prohibited from opening or maintaining a correspondent account for, or on behalf of, the country of Myanmar, the country of Nauru, the Commercial Bank of Syria, its subsidiary Syrian Lebanese Commercial Bank, VEF Banka and its subsidiaries, Infobank and its subsidiaries, Asia Wealth Bank, Myanmar Mayflower Bank, and Banco Delta S.A.R.L., including its subsidiaries Delta Asia Credit Limited and Delta Asia Insurance Limited. The regulations also require us to notify you that your account may not be used to provide the listed foreign banks with access to our financial institution. If we become aware that the listed foreign banks are indirectly using your account, we will be required to take appropriate steps to prevent such access, including terminating your account

Budget Transfers - September 2016

Ref No	Journal Date	Journal Description	Account No	Decrease	Increase
01	09/01/2016	Cover shortage in Summer Student Empower	101.M.31.222.0394	0.00	54.00
01	09/01/2016	Cover shortage in Summer Student Empower	101.M.97.111.0117	54.00	0.00
02	09/07/2016	Adjust Vehicle Accountns	102.M.70.254.0323	0.00	2,000.00
02	09/07/2016	Adjust Vehicle Accountns	102.M.70.254.0469	2,000.00	0.00
03	09/08/2016	Cover 5th Grade Science Expenditure	101.M.66.221.0425	963.09	0.00
03	09/08/2016	Cover 5th Grade Science Expenditure	101.M.66.221.0442	0.00	963.09
04	09/22/2016	Transfer Budget from Fund 110 to 101	101.M.00.231.0226	0.00	208,000.00
04	09/22/2016	Transfer Budget from Fund 110 to 101	101.M.00.231.0316	0.00	42,000.00
04	09/22/2016	Transfer Budget from Fund 110 to 101	110.M.00.231.0226	208,000.00	0.00
04	09/22/2016	Transfer Budget from Fund 110 to 101	110.M.00.231.0316	42,000.00	0.00
05	09/22/2016	Transfer to Career Education Account	101.M.69.000.3220	5,755.00	0.00
05	09/22/2016	Transfer to Career Education Account	101.M.69.111.0332	0.00	5,755.00
06	09/21/2016	Reallocate budget for fence repair	102.M.70.254.0311	0.00	1,761.00
06	09/21/2016	Reallocate budget for fence repair	102.M.70.254.0367	1,761.00	0.00
07	09/30/2016	Transfer Budget for Foss Science Supplies	101.A.66.223.0335	0.00	600.00
07	09/30/2016	Transfer Budget for Foss Science Supplies	101.C.66.223.0335	0.00	600.00
07	09/30/2016	Transfer Budget for Foss Science Supplies	101.E.66.223.0335	0.00	600.00
07	09/30/2016	Transfer Budget for Foss Science Supplies	101.F.66.223.0335	0.00	600.00
07	09/30/2016	Transfer Budget for Foss Science Supplies	101.G.66.223.0335	0.00	600.00
07	09/30/2016	Transfer Budget for Foss Science Supplies	101.H.66.223.0335	0.00	600.00
07	09/30/2016	Transfer Budget for Foss Science Supplies	101.I.66.223.0335	0.00	600.00
07	09/30/2016	Transfer Budget for Foss Science Supplies	101.J.66.223.0335	0.00	600.00
07	09/30/2016	Transfer Budget for Foss Science Supplies	101.M.06.223.0335	4,800.00	0.00
08	09/30/2016	Transfer Budget - Purchased Services	101.M.27.266.0306	0.00	500.00
08	09/30/2016	Transfer Budget - Purchased Services	101.M.27.266.0341	500.00	0.00
08	09/30/2016	Transfer Budget - Purchased Services	101.M.66.221.0315	0.00	3,500.00
08	09/30/2016	Transfer Budget - Purchased Services	101.M.66.221.0342	3,500.00	0.00
09	09/30/2016	Change accounts to conform to IPAM	105.D.23.111.0212	0.00	246.00
09	09/30/2016	Change accounts to conform to IPAM	105.D.23.111.0213	0.00	409.00
09	09/30/2016	Change accounts to conform to IPAM	105.D.23.999.0212	246.00	0.00
09	09/30/2016	Change accounts to conform to IPAM	105.D.23.999.0213	409.00	0.00
09	09/30/2016	Change accounts to conform to IPAM	105.J.00.111.0213	0.00	10.00
09	09/30/2016	Change accounts to conform to IPAM	105.J.00.999.0213	10.00	0.00
10	09/30/2016	Change accounts to conform to IPAM	105.B.85.111.0213	0.00	176.00
10	09/30/2016	Change accounts to conform to IPAM	105.B.85.999.0213	176.00	0.00
10	09/30/2016	Change accounts to conform to IPAM	105.B.86.111.0213	0.00	1,336.00
10	09/30/2016	Change accounts to conform to IPAM	105.B.86.999.0213	1,336.00	0.00

10	09/30/2016	Change accounts to conform to IPAM	105.D.19.111.0213	0.00	219.00
10	09/30/2016	Change accounts to conform to IPAM	105.D.19.999.0213	219.00	0.00
10	09/30/2016	Change accounts to conform to IPAM	105.D.23.000.0213	55.00	0.00
10	09/30/2016	Change accounts to conform to IPAM	105.D.23.111.0213	0.00	55.00
11	09/30/2016	Change accounts to conform to IPAM	103.M.00.254.0324	238,116.00	0.00
11	09/30/2016	Change accounts to conform to IPAM	103.M.00.540.0302	0.00	24,000.00
11	09/30/2016	Change accounts to conform to IPAM	103.M.00.540.0324	0.00	238,116.00
11	09/30/2016	Change accounts to conform to IPAM	103.M.77.266.0338	26,255.00	0.00
11	09/30/2016	Change accounts to conform to IPAM	103.M.77.540.0338	0.00	26,255.00
11	09/30/2016	Change accounts to conform to IPAM	103.M.90.254.0302	24,000.00	0.00
12	09/30/2016	Change accounts to conform to IPAM	101.M.97.261.0332	6,400.00	0.00
12	09/30/2016	Change accounts to conform to IPAM	101.M.97.261.0333	29,700.00	0.00
12	09/30/2016	Change accounts to conform to IPAM	101.M.97.264.0332	0.00	6,400.00
12	09/30/2016	Change accounts to conform to IPAM	101.M.97.264.0335	0.00	29,700.00