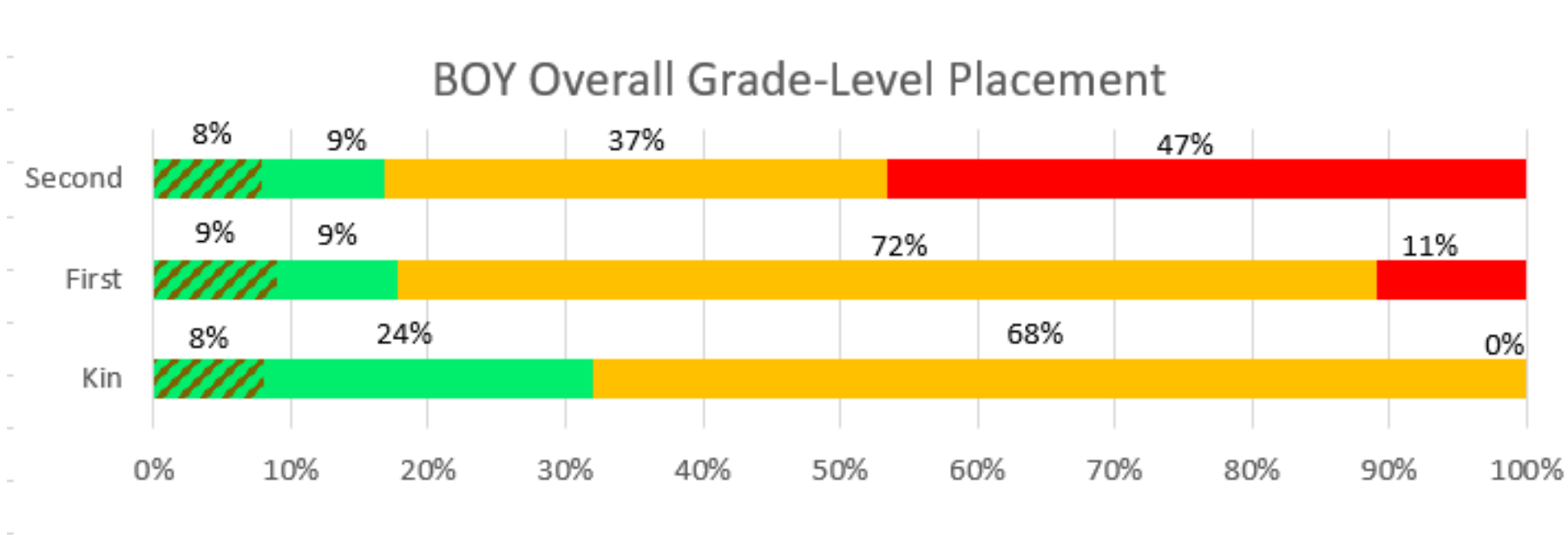


PROGRESS MONITORING

MAY 2025

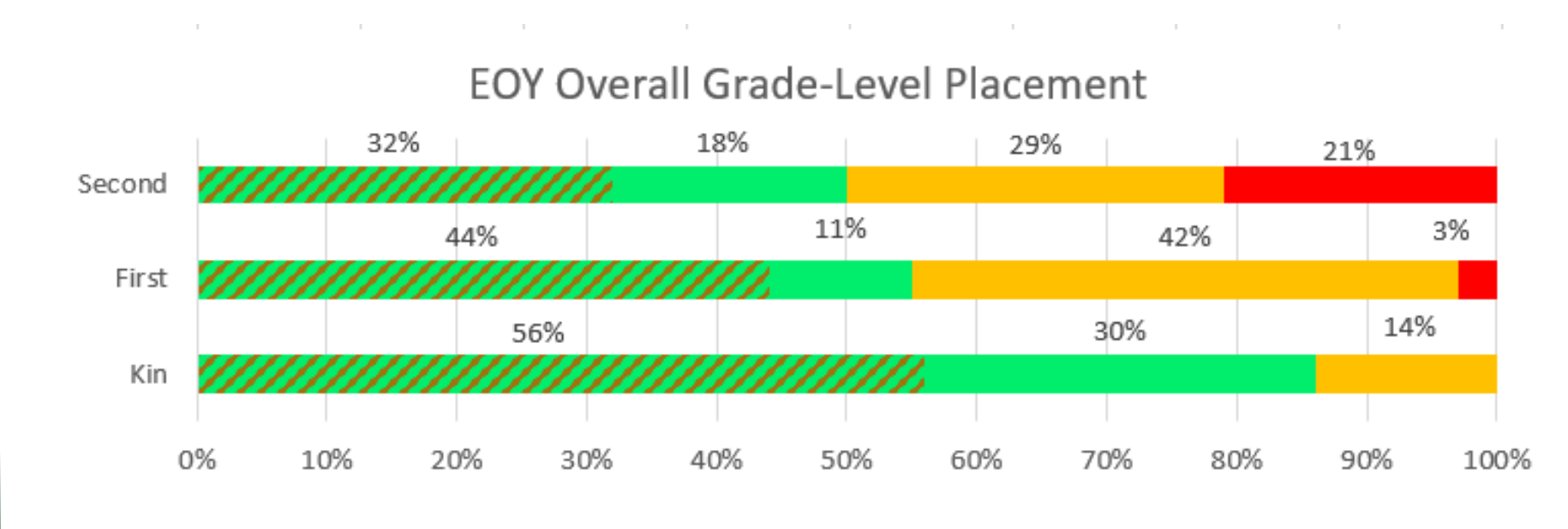


Desoto ISD Reading i-Ready 2024-25 Overall Placement **BOY**



- % Students Mid or Above Grade Level
- % Students One Grade Level Below
- % Students Three or More Grade Levels Below

Desoto ISD Reading i-Ready 2024-25 Overall Placement **EOY**



- % Students Early On Grade Level
- % Students Two Grade Levels Below

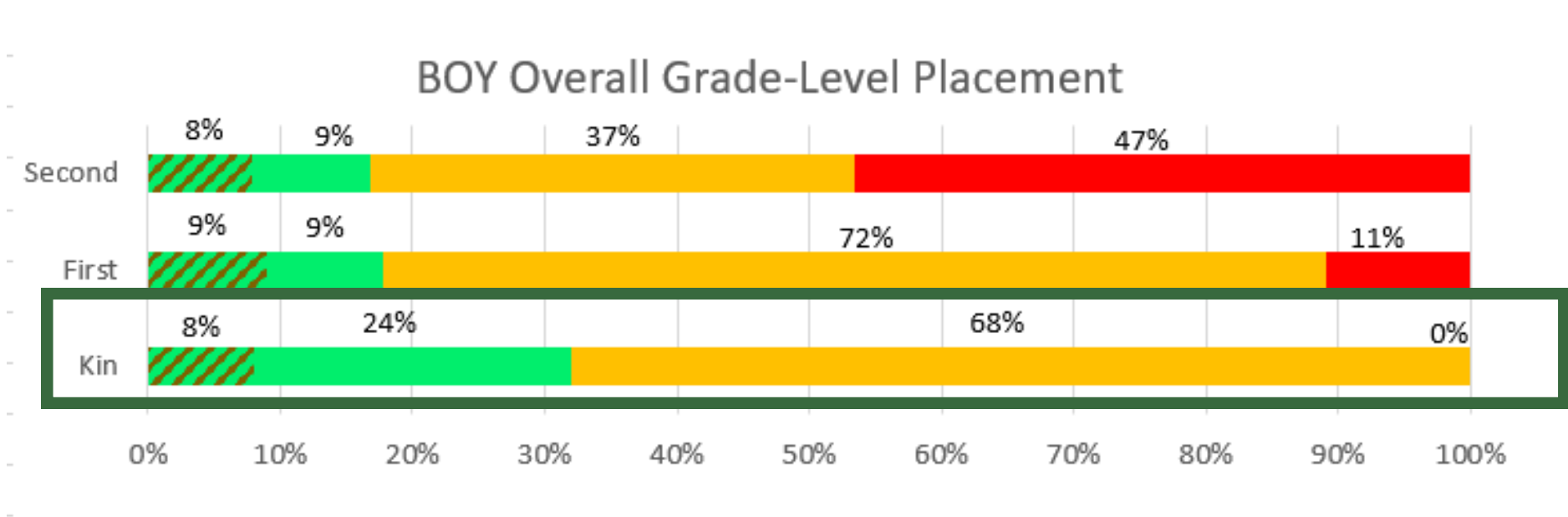
PROGRESS MONITORING

MAY 2025

GPM 2.1: The average percentage of Kindergarten students that are meeting mid on-grade level on the iReady Reading EOY diagnostic assessment will increase from 35% in May of 2024 to 50% by May of 2025.

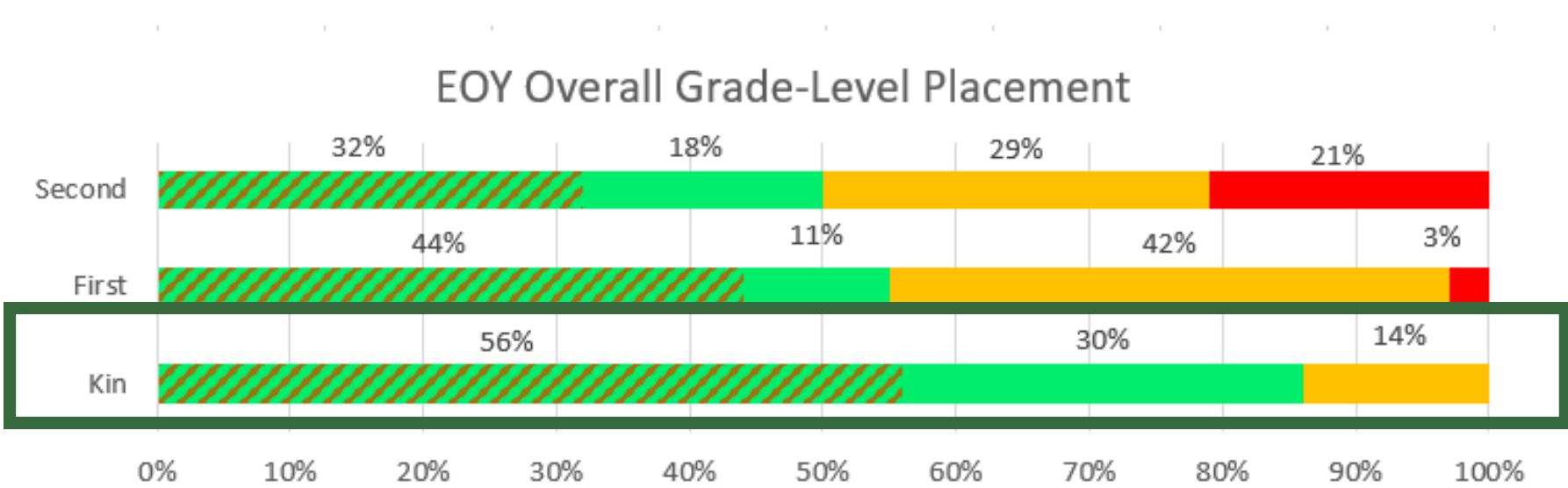


Desoto ISD Reading i-Ready 2024-25 Overall Placement **BOY**



- % Students Mid or Above Grade Level
- % Students One Grade Level Below
- % Students Three or More Grade Levels Below

Desoto ISD Reading i-Ready 2024-25 Overall Placement **EOY**



- % Students Early On Grade Level
- % Students One Grade Level Below
- % Students Two Grade Levels Below

PROGRESS MONITORING

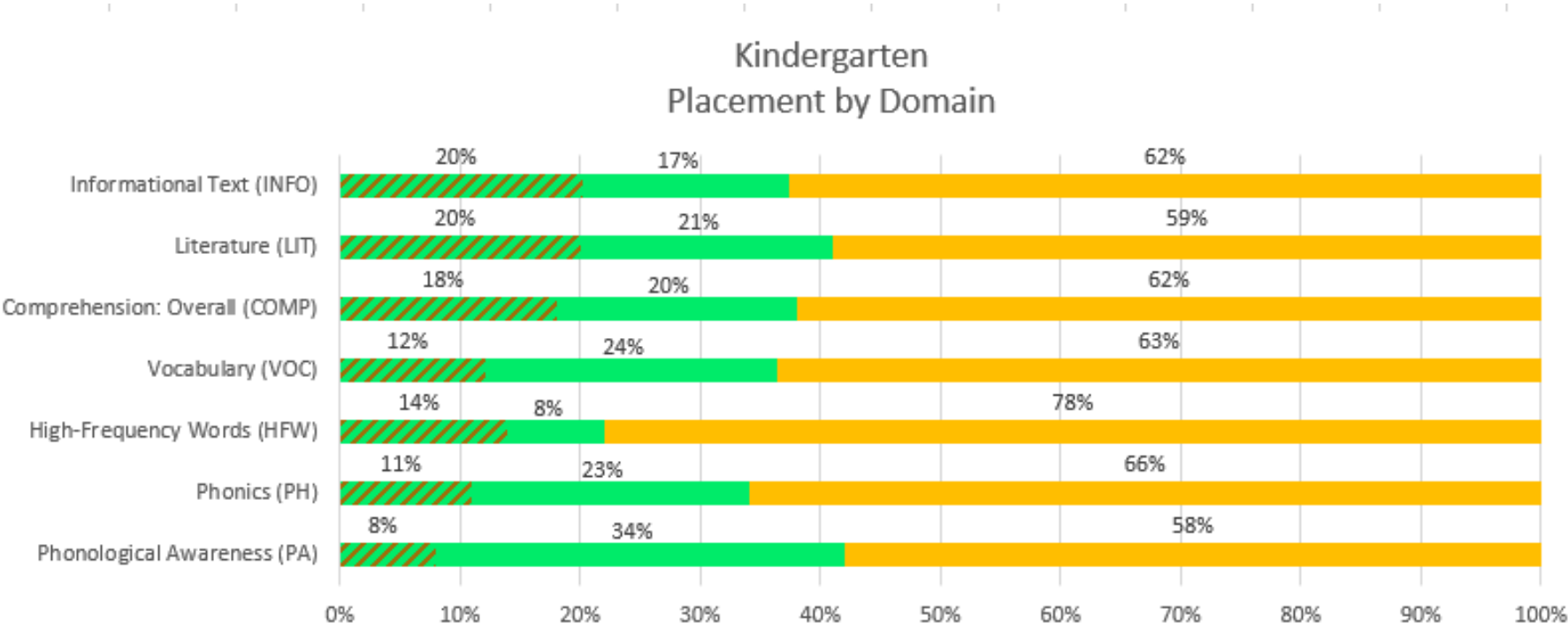
MAY 2025

GPM 2.1: The average percentage of Kindergarten students that are meeting mid-on grade level on the iReady Reading EOY diagnostic assessment will increase from 35% in May of 2024 to 50% by May of 2025.



KINDERGARTEN

Desoto ISD Reading i-Ready 2024-25
Placement by Domain **BOY**

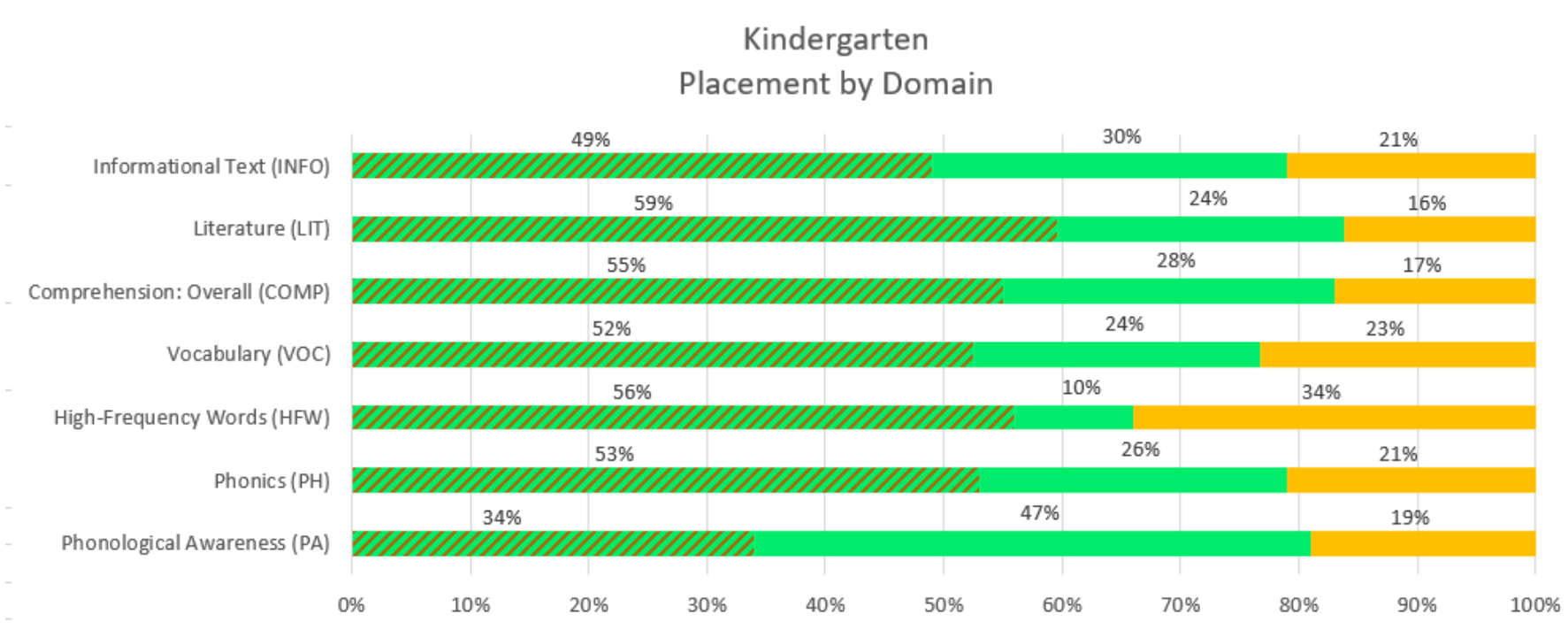


% Students Mid or Above Grade Level

% Students One Grade Level Below

% Students Three or More Grade Levels Below

Desoto ISD Reading i-Ready 2024-25
Placement by Domain **EOY**



% Students Early On Grade Level

% Students Two Grade Levels Below

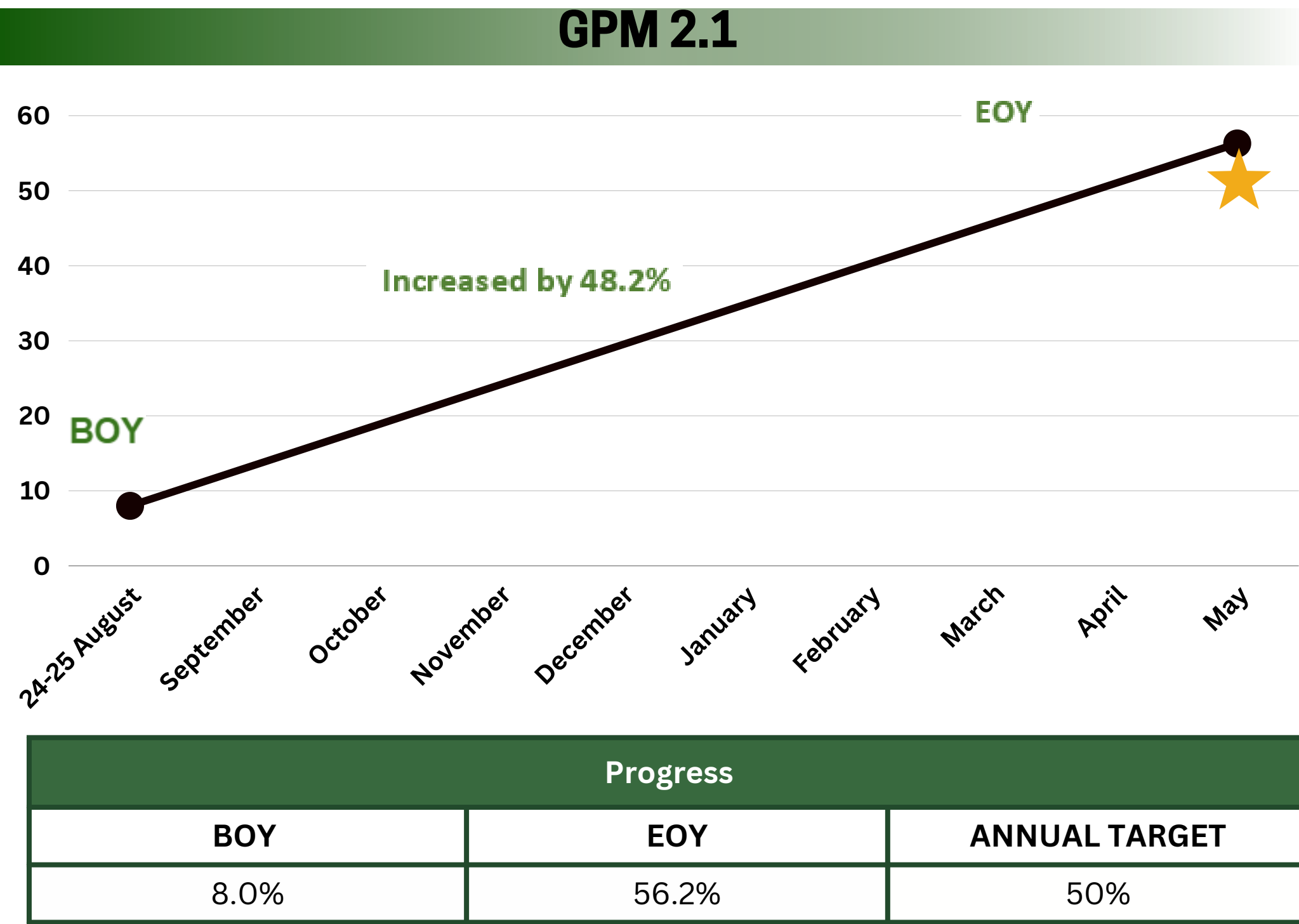
PROGRESS MONITORING

MAY 2025



GPM 2.1: The average percentage of Kindergarten students that are meeting mid-on grade level on the iReady Reading EOY diagnostic assessment will increase from 35% in May of 2024 to 50% by May of 2025.

Goal 2: Percentage of students at the Meets level on the 3rd grade STAAR Reading exam increases from 25.0% in May 2019 to 65.0% by May 2025.



We met and surpassed the yearly target by May 2025.

	24-25 EOY Total # of TESTED	24-25 EOY % of Students On Track	24-25 BOY % of Student On Track	Diff BOY 2024 to EOY 2025	24-25 Annual Target %	% Distance from Annual Target
All	251	56.2%	8.0%	48.2%	50%	6.2%
Black	207	54.1%	7.0%	47.1%	50%	4.1%
Hispanic	32	65.6%	13.0%	52.6%	50%	15.6%
Two or More	*	*	*	*	*	*
White	*	*	*	*	*	*
SPED	11	54.5%	9.0%	45.5%	50%	4.5%
EcoDis	157	50.3%	6.4%	43.9%	50%	0.3%
EB	9	100.0%	33.0%	67.0%	50%	50.0%

Key
At or Above EOY Target
Less than or equal to 5% below EOY Target
More than 5% below EOY Target
* Board Target not set 10 students or less

PROGRESS MONITORING

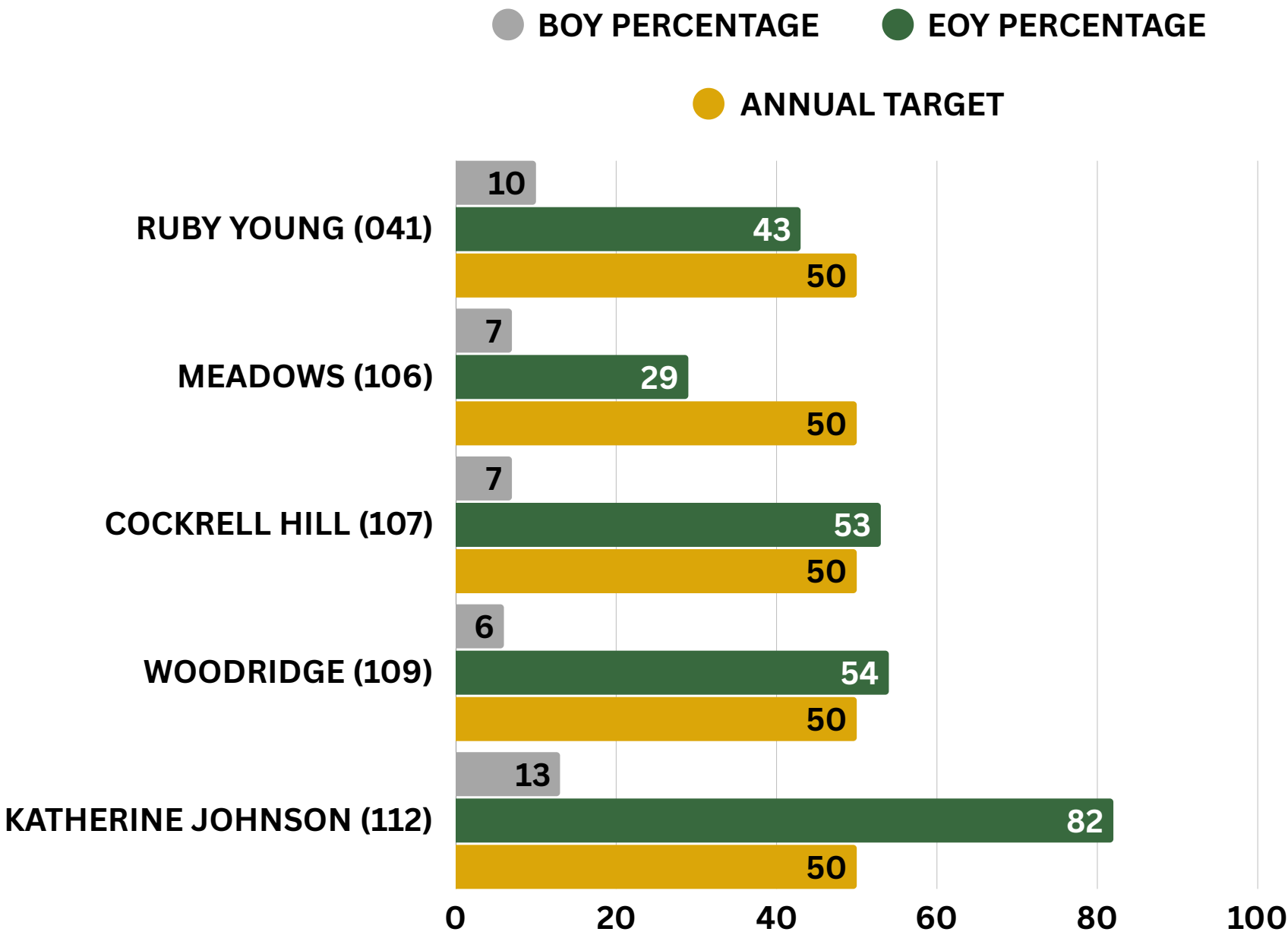
MAY 2025



GPM 2.1: The average percentage of Kindergarten students that are meeting mid-on grade level on the iReady Reading EOY diagnostic assessment will increase from 35% in May of 2024 to 50% by May of 2025.

Goal 2: Percentage of students at the Meets level on the 3rd grade STAAR Reading exam increases from 25.0% in May 2019 to 65.0% by May 2025.

GPM 2.1



CAMPUS	24-25 EOY Total # of TESTED	24-25 EOY % of Student On Track	24-25 BOY % of Student On Track	Diff BOY 2024 to EOY 2025	24-25 Annual Target %	% Distance from Annual Target
RUBY YOUNG	21	43%	10%	33%	50%	-7%
MEADOWS	28	29%	7%	22%	50%	-21%
COCKRELL HILL	76	53%	7%	46%	50%	3%
WOODRIDGE	70	54%	6%	48%	50%	4%
KATHERINE JOHNSON	56	82%	13%	69%	50%	32%

Key
At or Above EOY Target
Less than or equal to 5% below EOY Target
More than 5% below EOY Target
* Board Target not set 10 students or less

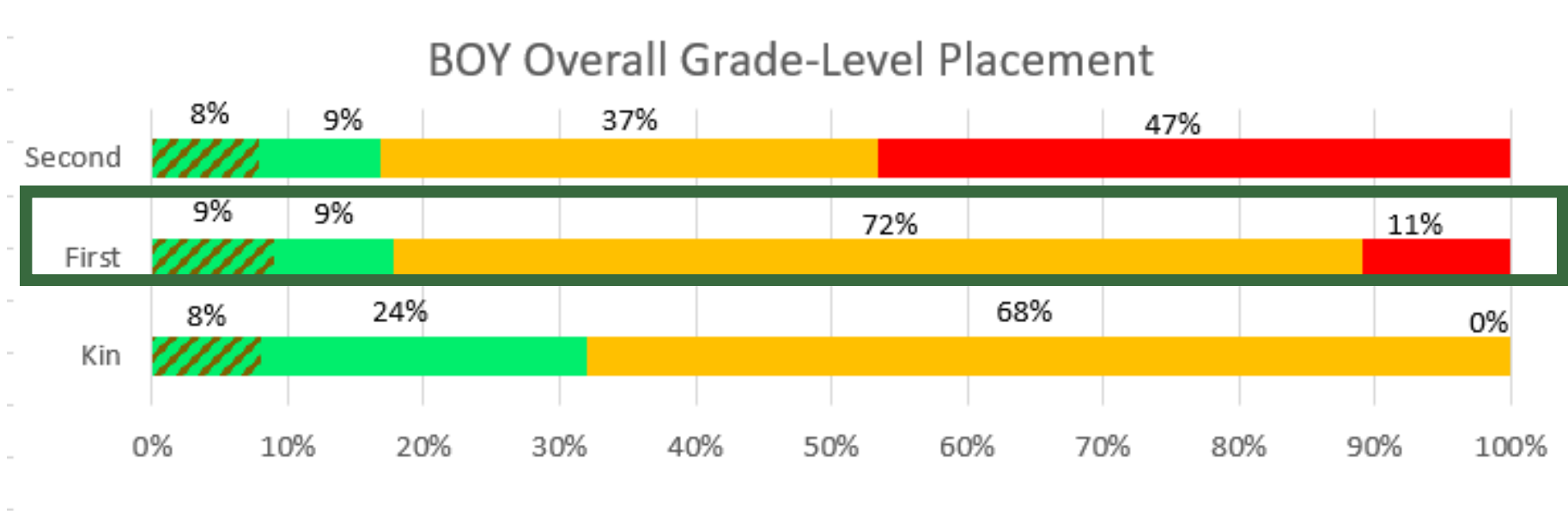
PROGRESS MONITORING

MAY 2025

GPM 2.2: The average percentage of first grade students that are meeting mid-on grade level on the iReady EOY Reading diagnostic assessment will increase from 33% in May of 2024 to 44% in May of 2025.

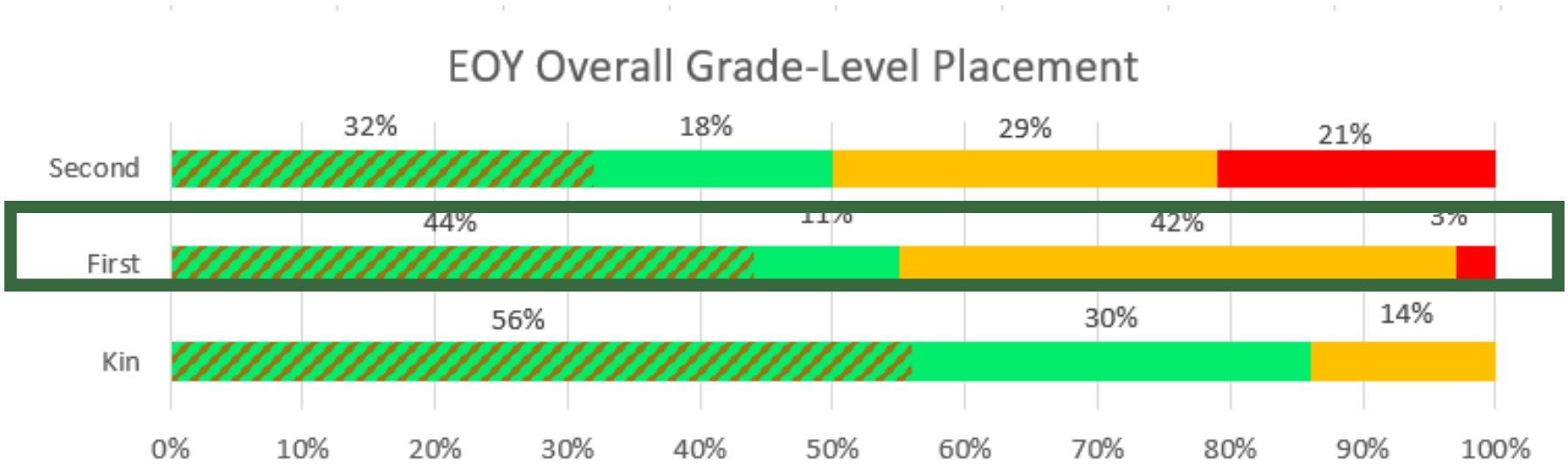


Desoto ISD Reading i-Ready 2024-25 Overall Placement **BOY**



- % Students Mid or Above Grade Level
- % Students One Grade Level Below
- % Students Three or More Grade Levels Below

Desoto ISD Reading i-Ready 2024-25 Overall Placement **EOY**



- % Students Early On Grade Level
- % Students Two Grade Levels Below

PROGRESS MONITORING

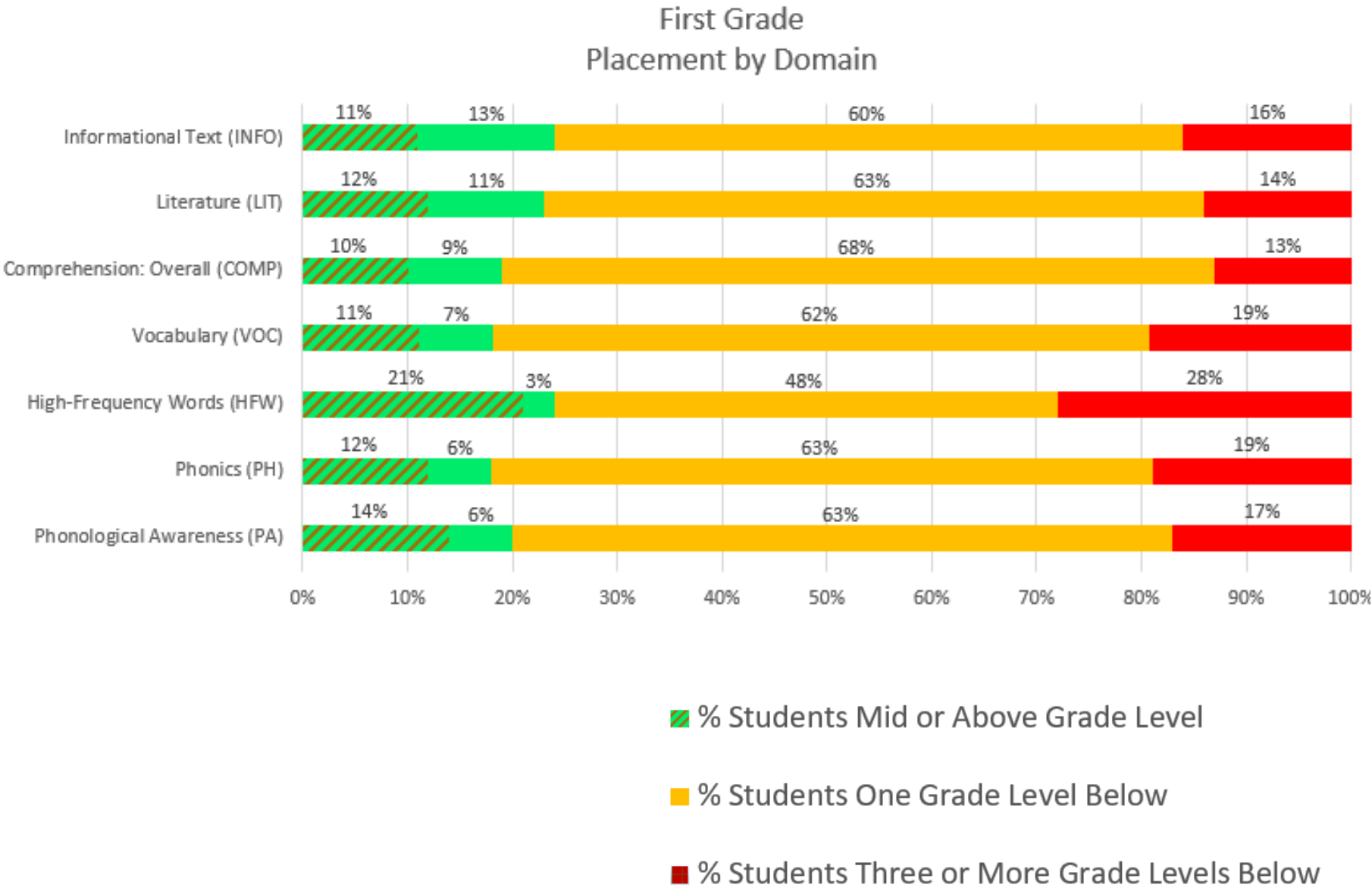
MAY 2025

GPM 2.2: The average percentage of first grade students that are meeting mid-on grade level on the iReady EOY Reading diagnostic assessment will increase from 33% in May of 2024 to 44% in May of 2025.

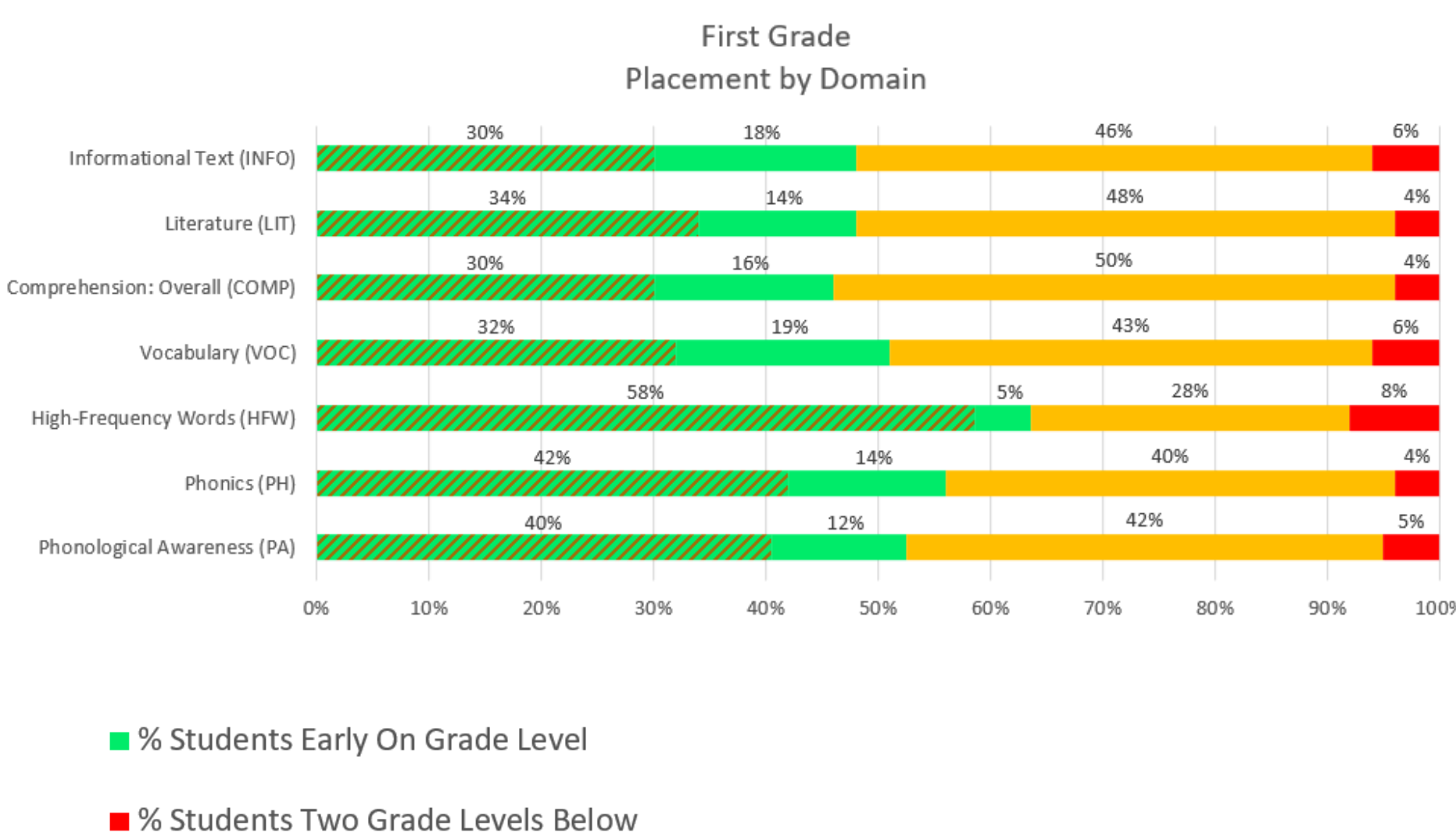


FIRST GRADE

Desoto ISD Reading i-Ready 2024-25
Placement by Domain **BOY**



Desoto ISD Reading i-Ready 2024-25
Placement by Domain **EOY**

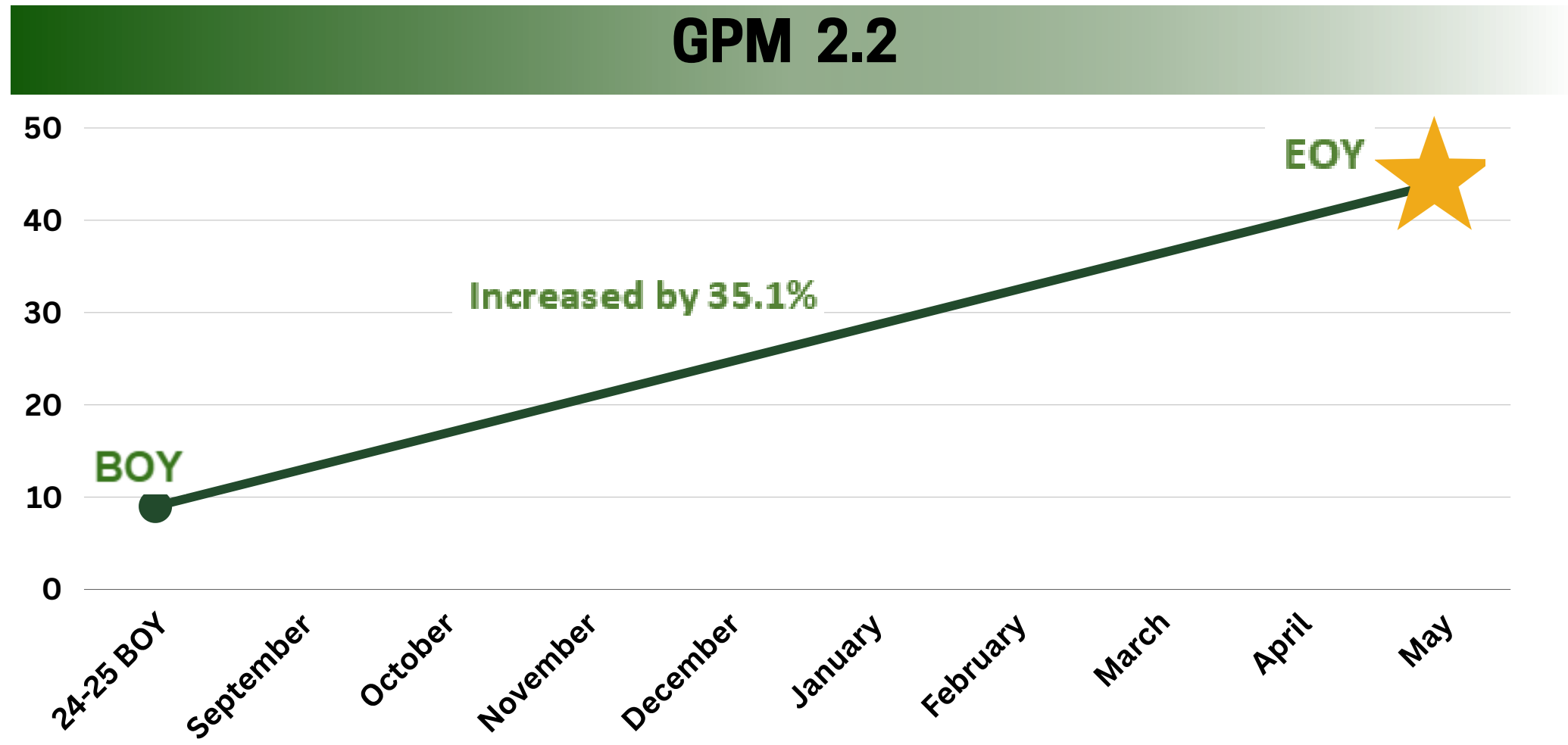


PROGRESS MONITORING

MAY 2025



Goal 2: Percentage of students at the Meets level on the 3rd grade STAAR Reading exam increases from 25.0% in May 2019 to 65.0% by May 2025.



Progress		
BOY	EOY	ANNUAL TARGET
9.0%	44.1%	44%

We met and surpassed the yearly target by May 2025.

GPM 2.2: The average percentage of first grade students that are meeting mid-on grade level on the iReady EOY Reading diagnostic assessment will increase from 33% in May of 2024 to 44% in May of 2025.

	24-25 EOY Total # of TESTED	24-25 EOY % of Students On Track	24-25 BOY % of Student On Track	Diff BOY 2024 to EOY 2025	24-25 Annual Target %	% Distance from Annual Target
All	256	44.1%	9.0%	35.1%	44%	0.1%
Black	191	41.4%	8.0%	33.4%	44%	-2.6%
Hispanic	47	53.2%	11.0%	42.2%	44%	9.2%
Two or More	*	*	*	*	*	*
White	*	*	*	*	*	*
SPED	19	31.6%	10.5%	21.1%	44%	-12.4%
EcoDis	131	36.6%	6.1%	30.5%	44%	-7.4%
EB	8	62.5%	12.5%	50.0%	44%	18.5%

Key
At or Above EOY Target
Less than or equal to 5% below EOY Target
More than 5% below EOY Target
* Board Target not set 10 students or less

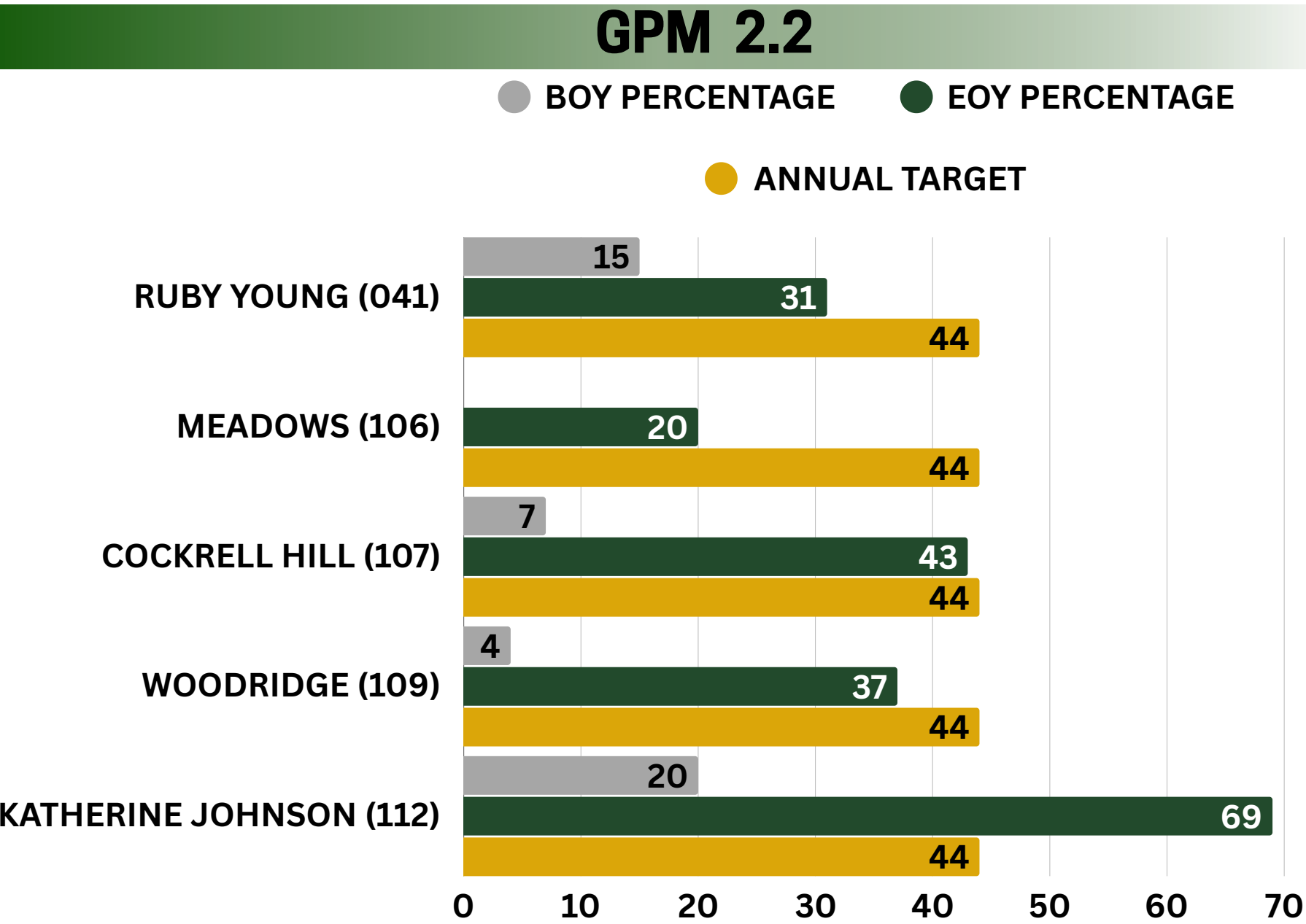
PROGRESS MONITORING

MAY 2025



GPM 2.2: The average percentage of first grade students that are meeting mid-on grade level on the iReady EOY Reading diagnostic assessment will increase from 33% in May of 2024 to 44% in May of 2025.

Goal 2: Percentage of students at the Meets level on the 3rd grade STAAR Reading exam increases from 25.0% in May 2019 to 65.0% by May 2025.



CAMPUS	24-25 EOY Total # of TESTED	24-25 EOY % of Student On Track	24-25 BOY % of Student On Track	Diff BOY 2024 to EOY 2025	24-25 Annual Target %	% Distance from Annual Target
RUBY YOUNG	13	31%	15%	16%	44%	-13%
MEADOWS	20	20%	0%	20%	44%	-24%
COCKRELL HILL	76	43%	7%	36%	44%	-1%
WOODRIDGE	92	37%	4%	33%	44%	-7%
KATHERINE JOHNSON	55	69%	20%	49%	44%	25%

Key
At or Above EOY Target
Less than or equal to 5% below EOY Target
More than 5% below EOY Target
* Board Target not set 10 students or less

PROGRESS MONITORING

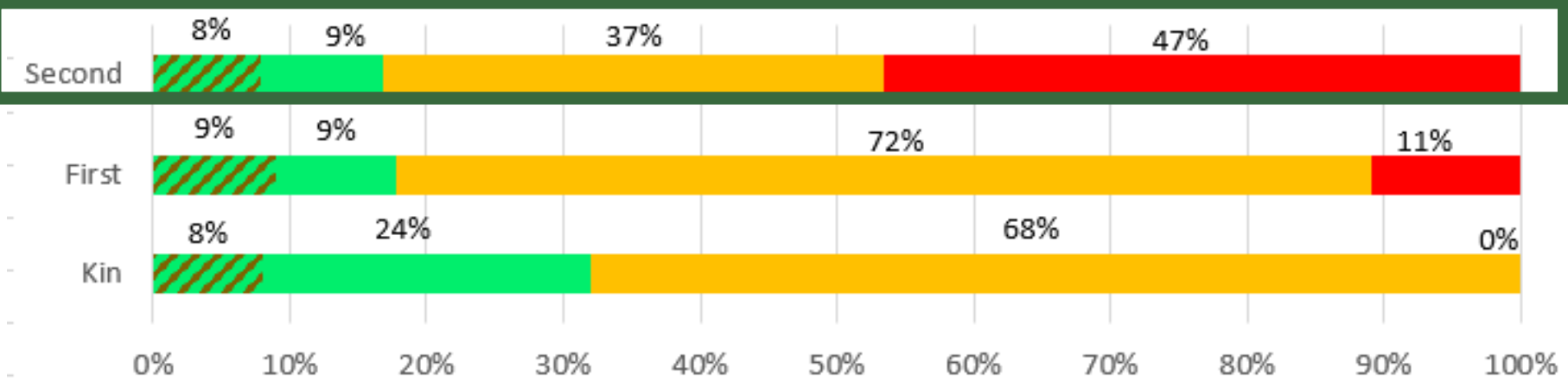
MAY 2025

GPM 2.3: The average percentage of second grade students that meet on grade level on the iReady reading EOY diagnostic assessment will increase from 22% in May of 2024 to 38% in May of 2025.



Desoto ISD Reading i-Ready 2024-25 Overall Placement **BOY**

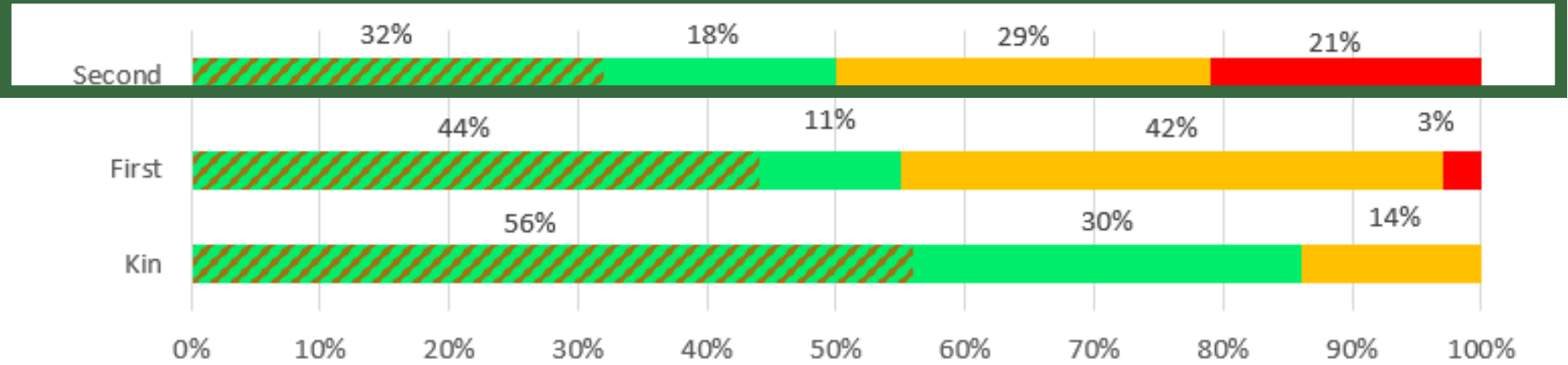
BOY Overall Grade-Level Placement



- % Students Mid or Above Grade Level
- % Students One Grade Level Below
- % Students Three or More Grade Levels Below

Desoto ISD Reading i-Ready 2024-25 Overall Placement **EOY**

EOY Overall Grade-Level Placement



- % Students Early On Grade Level
- % Students Two Grade Levels Below

PROGRESS MONITORING

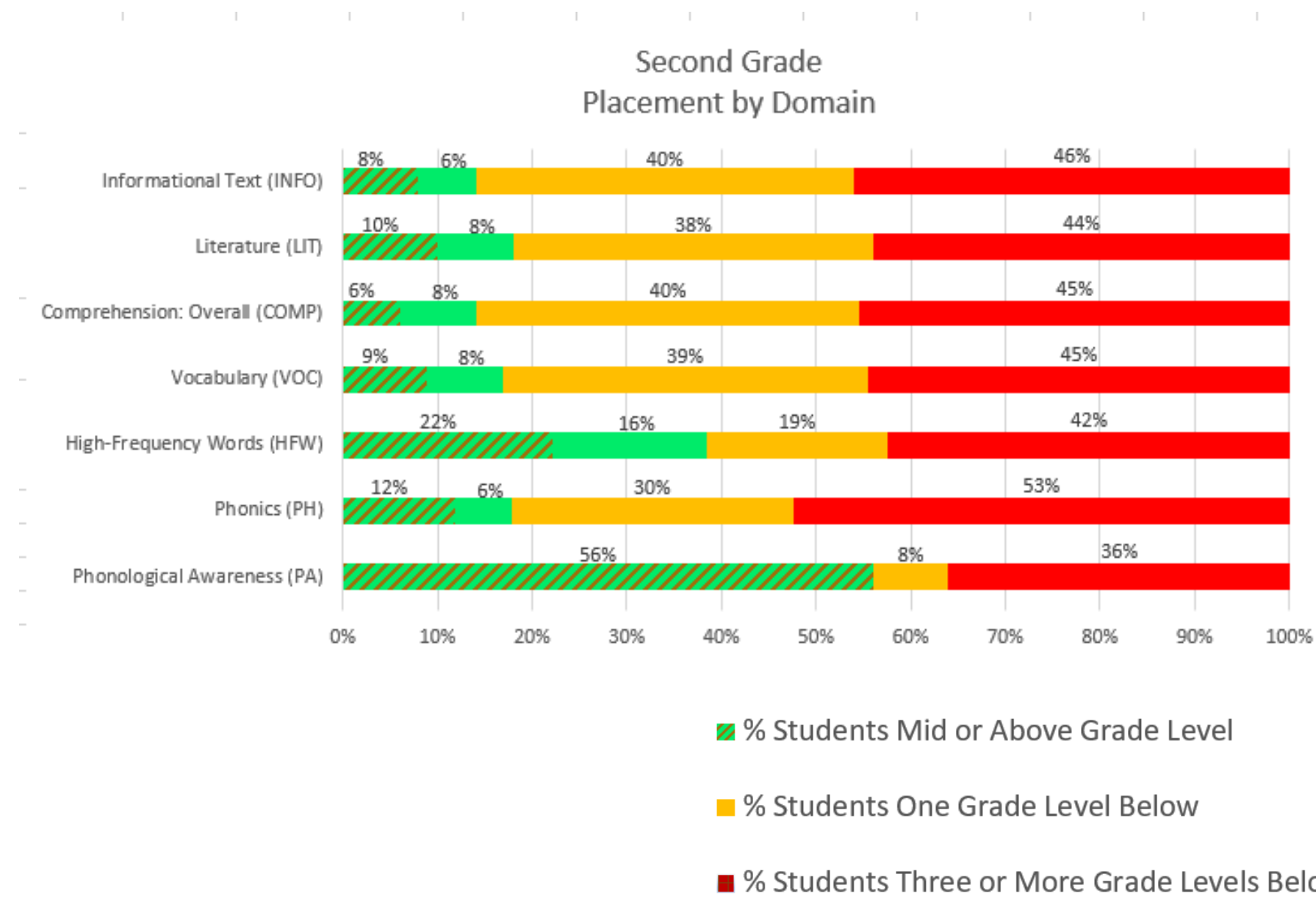
MAY 2025

GPM 2.3: The average percentage of second grade students that meet on grade level on the iReady reading EOY diagnostic assessment will increase from 22% in May of 2024 to 38% in May of 2025.

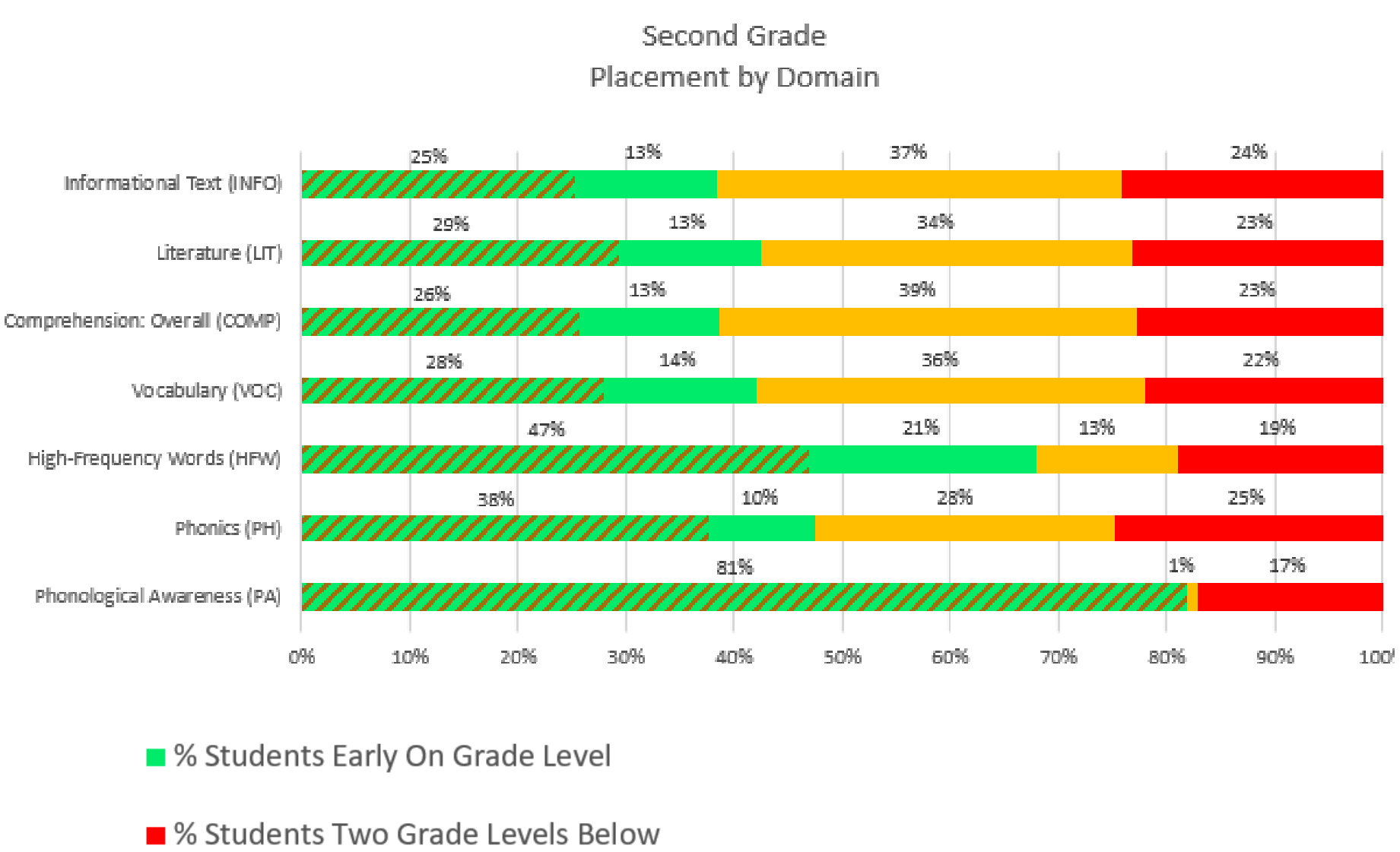


SECOND GRADE

Desoto ISD Reading i-Ready 2024-25
Placement by Domain **BOY**



Desoto ISD Reading i-Ready 2024-25
Placement by Domain **EOY**



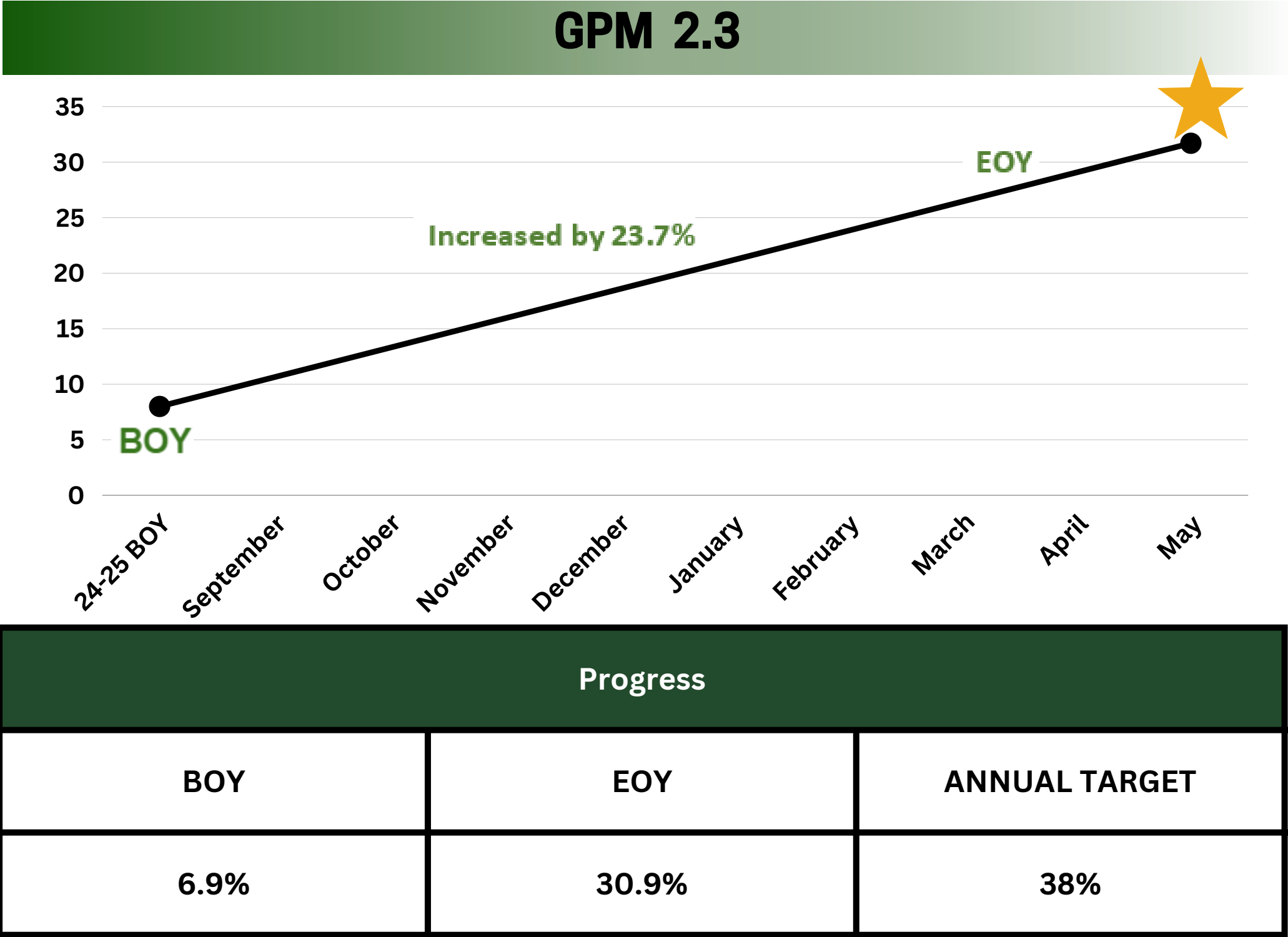
PROGRESS MONITORING

MAY 2025



GPM 2.3: The average percentage of second grade students that meet on grade level on the iReady reading EOY diagnostic assessment will increase from 22% in May of 2024 to 38% in May of 2025.

Goal 2: Percentage of students at the Meets level on the 3rd grade STAAR Reading exam increases from 25.0% in May 2019 to 65.0% by May 2025.



We did not meet the yearly target by May 2025.

	24-25 EOY Total # of TESTED	24-25 EOY % of Students On Track	24-25 BOY % of Student On Track	Diff BOY 2024 to EOY 2025	24-25 Annual Target %	% Distance from Annual Target
All	278	31.7%	8.0%	23.7%	38%	-6.3%
Black	209	30.6%	6.0%	24.6%	38%	-7.4%
Hispanic	48	39.6%	15.0%	24.6%	38%	1.6%
Two or More	14	28.6%	14.0%	14.6%	38%	-9.4%
White	*	*	*	*	*	*
SPED	33	12.1%	3.0%	9.1%	38%	-25.9%
EcoDis	153	29.4%	4.6%	24.8%	38%	-8.6%
EB	15	66.7%	26.7%	40.0%	38%	28.7%

Key
At or Above EOY Target
Less than or equal to 5% below EOY Target
More than 5% below EOY Target
* Board Target not set 10 students or less

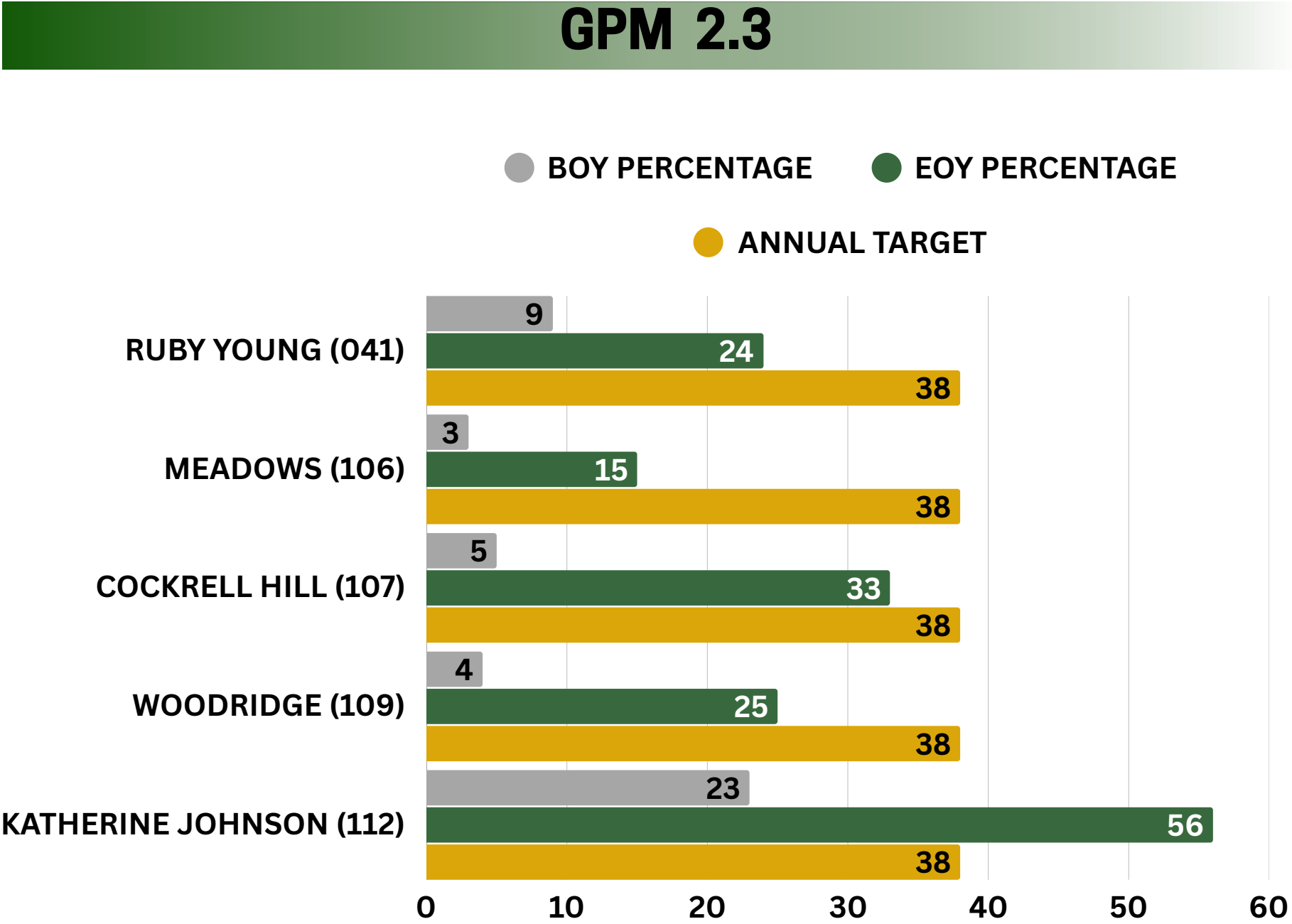
PROGRESS MONITORING

MAY 2025



GPM 2.3: The average percentage of second grade students that meet on-grade level on the iReady Reading EOY diagnostic assessment will increase from 22% in May of 2024 to 38% in May of 2025.

Goal 2: Percentage of students at the Meets level on the 3rd grade STAAR Reading exam increases from 25.0% in May 2019 to 65.0% by May 2025.



CAMPUS	24-25 EOY Total # of TESTED	24-25 EOY % of Student On Track	24-25 BOY % of Student On Track	Diff BOY 2024 to EOY 2025	24-25 Annual Target %	% Distance from Annual Target
RUBY YOUNG	17	24%	12%	12%	38%	-14%
MEADOWS	32	16%	3%	13%	38%	-22%
COCKRELL HILL	91	33%	7%	26%	38%	-5%
WOODRIDGE	96	26%	4%	22%	38%	-12%
KATHERINE JOHNSON	41	56%	22%	34%	38%	18%

Key
At or Above EOY Target
Less than or equal to 5% below EOY Target
More than 5% below EOY Target
* Board Target not set 10 students or less