

VICKSBURG COMMUNITY SCHOOLS

Food Service Food & Nutrition Report

Maureen Ouvry, Director



Food for Thought

TO: CHARLES GLAES & THE BOARD OF EDUCATION
FROM: MAUREEN OUVRY
DATE: NOVEMBER 13, 2017
RE: **FOOD & NUTRITION REPORT**

The assistance that Food Service is able to provide to our students is both fundamental and indispensable. While finances can be a bit of a balancing act for many households, the school meals program continued to be vital as we served over 300,000 nourishing meals during the year! Promoting a healthy eating lifestyle, school meals continue to be fresh, economical, and value packed!

Federal regulations have an impact on our program each year. The positive outcome is that our students are consuming more fruits, vegetables, whole grains and other healthy options. Decreases were more common within the paid meal category compared to the free or reduced price categories, which mirror national participation trends. During the 2016-2017 school year we experienced a decrease in school lunch participation. The school breakfast program had a slight increase in participation.

The Great Start Readiness Programs (Bulldog Beginnings) along with Tobey's Head Start program have had a direct positive effect at all three elementary schools. This provided us the opportunity to provide breakfast, lunch and afternoon snack to an additional 63 students. These students have been determined to be "at-risk" and therefore qualify for free school meals. This provided an enhancement in our grant money for the school year.

Tightened budgets, due to lower student lunch participation, has directly affected the amount of federal commodities we receive. Federal commodities are based on lunch participation - for every lunch we serve we receive \$0.23 in food commodities. For the 2016-2017 school year we were allotted \$69,000 in food commodities. Our actual usage was \$84,000 - thus we received \$15,000 over our VCS allotment. We were able to do this due to membership with the Great Lakes Cooperative - which is the third largest co-op in the nation. Being a member of a co-op we purchase commodities as a group and thereby receive many benefits including, large quantity discounts, greater food variety, and valuable rebates.

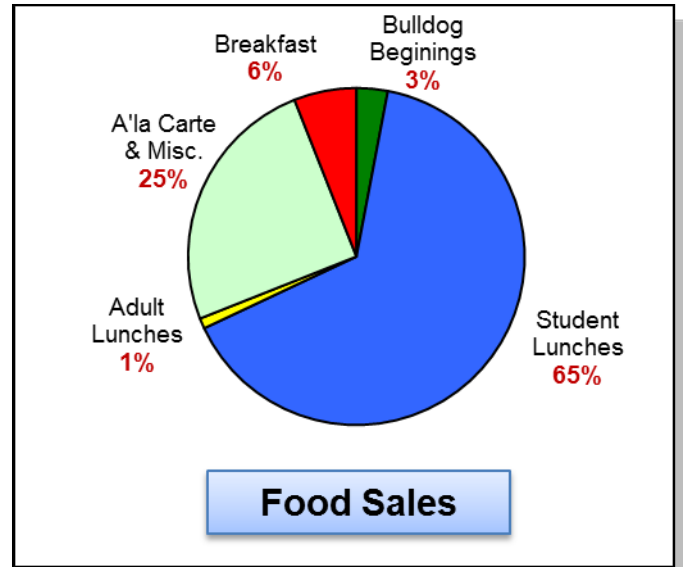
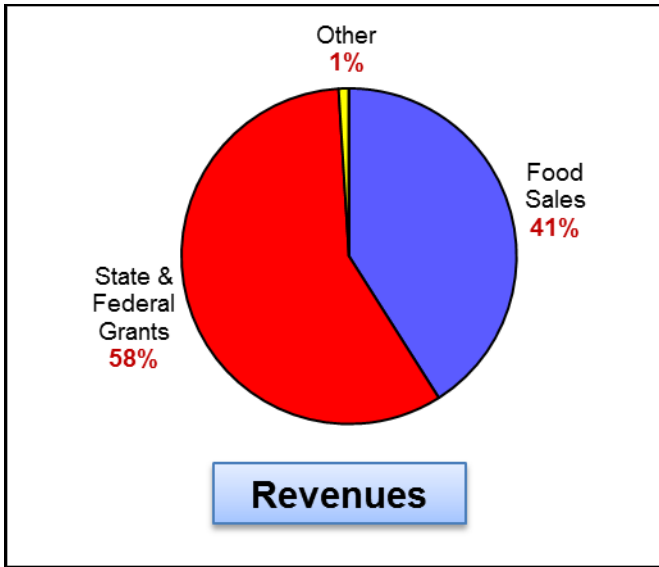
Substantial capital improvements were made at the Middle School this year. As our menus focuses more on fresh foods we saw the need to update our facilities. We purchased a new walk-in cooler and freezer. We expanded the walk-in cooler space by more than 35% which allowed us to increase our fresh food inventory. Special thanks to our VCS Maintenance and Facilities team for guiding us through the building construction process and making sure this project was completed prior to the first day of school.

We remain focused on healthy children that are ready to learn.

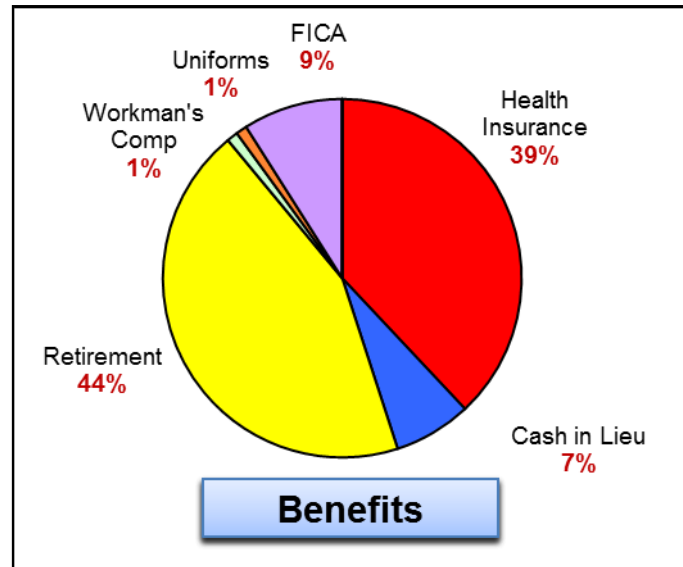
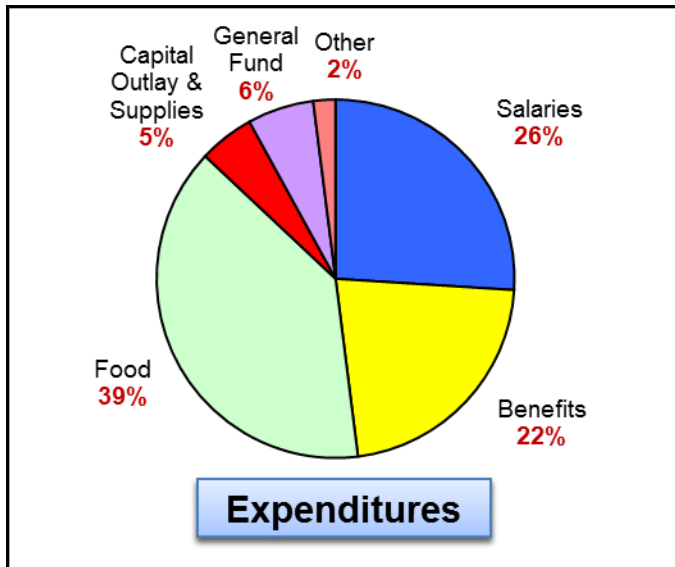
**FOOD SERVICE
REVENUE AND EXPENDITURES
AT A FIVE-YEAR GLANCE**

REVENUE FOR FOOD SERVICE					
	12-13 ACTUAL	13-14 ACTUAL	14-15 ACTUAL	15-16 ACTUAL	16-17 ACTUAL
Food Sales	\$550,641	\$513,182	\$507,921	\$481,197	\$501,619
State & Federal Grants	\$503,613	\$590,895	\$616,988	\$656,772	\$681,664
Other	\$373	\$1,219	\$2,171	\$1,069	\$528
TOTAL REVENUES	\$1,054,627	\$1,105,296	\$1,127,080	\$1,139,038	\$1,183,811
EXPENDITURES FOR FOOD SERVICE					
	12-13 ACTUAL	13-14 ACTUAL	14-15 ACTUAL	15-16 ACTUAL	16-17 ACTUAL
Salaries	\$299,147	\$289,561	\$303,500	\$316,996	\$315,801
Benefits	\$199,179	\$212,626	\$248,502	\$269,118	\$268,723
Food Supplies	\$388,180	\$442,234	\$414,222	\$443,474	\$472,478
Capital Outlay / Supplies	\$58,763	\$76,811	\$42,531	\$28,932	\$61,586
Other	\$11,004	\$6,251	\$14,725	\$22,564	\$18,419
Indirect Cost Reimbursement to General Fund	\$75,547	\$75,000	\$73,000	\$74,000	\$75,000
TOTAL EXPENDITURES & TRANSFERS	\$1,031,820	\$1,102,483	\$1,096,480	\$1,155,084	\$1,212,007

WHERE DOES THE MONEY COME FROM?



WHERE DOES THE MONEY GO?



HEALTHY BULLDOG MEAL QUICK BITES 2016-2017

- ☺ We served 83,114 breakfasts.
(This is an increase of 8,360 from 2015-2016)
- ☺ We served 209,309 lunches.
(This is a decrease of 8,211 from 2015-2016)
- ☺ In addition, we also served approximately 8,685 breakfasts, lunches and snacks to the Bulldog Beginnings and Head Start students.
- ☺ 32% of our families qualify for financial assistance.
- ☺ Our lunches reached 1/3 of our students' recommended daily nutritional allowances.
- ☺ Our breakfasts reached 1/4 of our students' recommended daily nutritional allowance.
- ☺ Summer Feeding provided over 860 breakfasts and over 911 delicious and nutritious lunches.
- ☺ The total hours of professional development between 17 employees (including Director) in 2016-2017 was over 221 hours.

