

Spring 2024 MN Comprehensive Assessments Summary Results

Lewiston-Altura Public Schools



Who Was Tested?

Reading: Grades 3-8, 10

Math: Grades 3-8, 11

Science: Grades 5,8,10

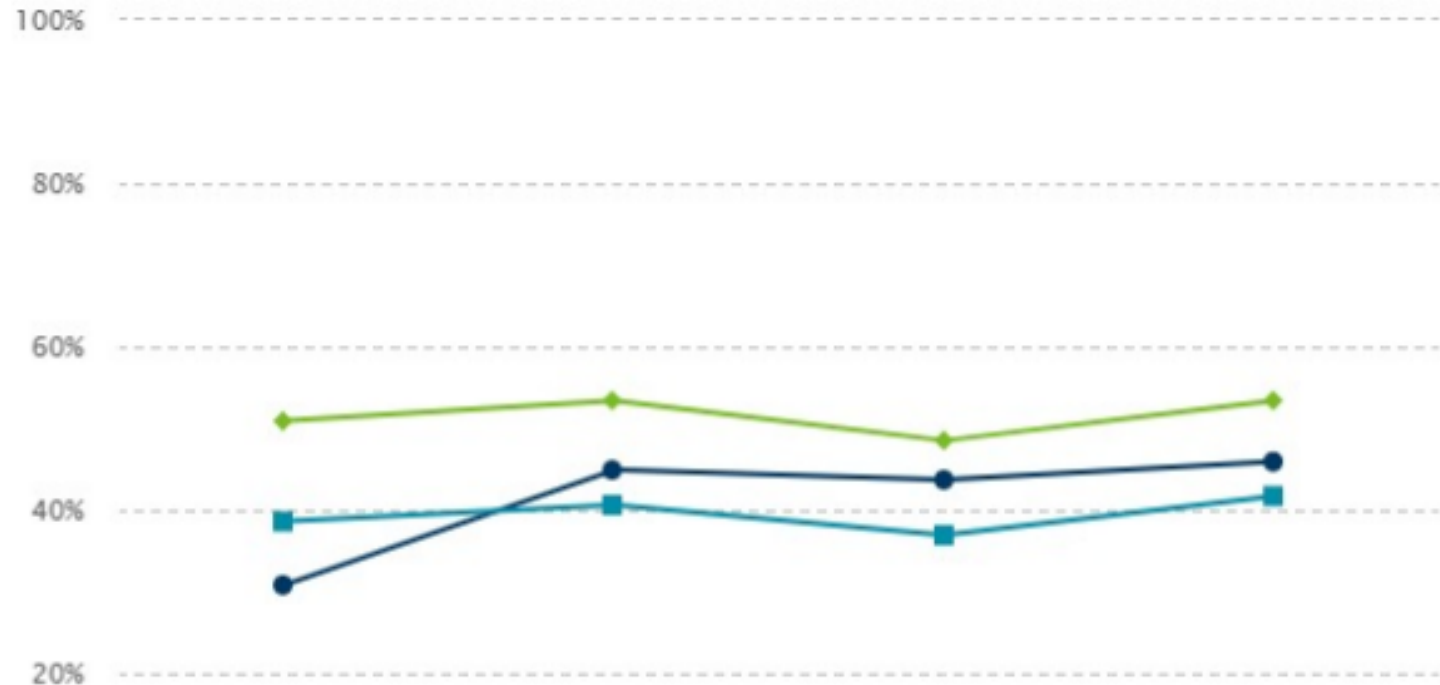
Minnesota Report Card

My School: What can I learn about my school and its students?

Lewiston-Altura Public School District
Demographics: All Students



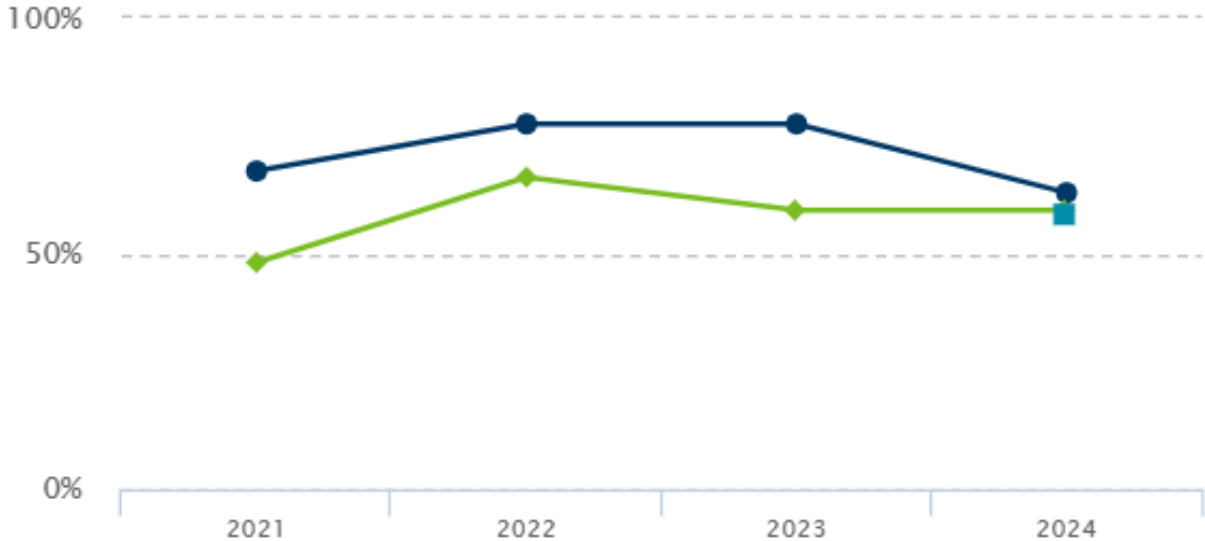
The number of students meeting standards in math, reading, and science over time



2024 % Meets or Exceeds	
<u>Reading:</u>	
State:	49.9%
L-A:	50.9%
<u>Math:</u>	
State:	45.5%
L-A:	45.9%
<u>Science:</u>	
State:	39.6%
L-A:	41.7%

The number of students meeting standards in math, reading, and science over time

Export to PDF



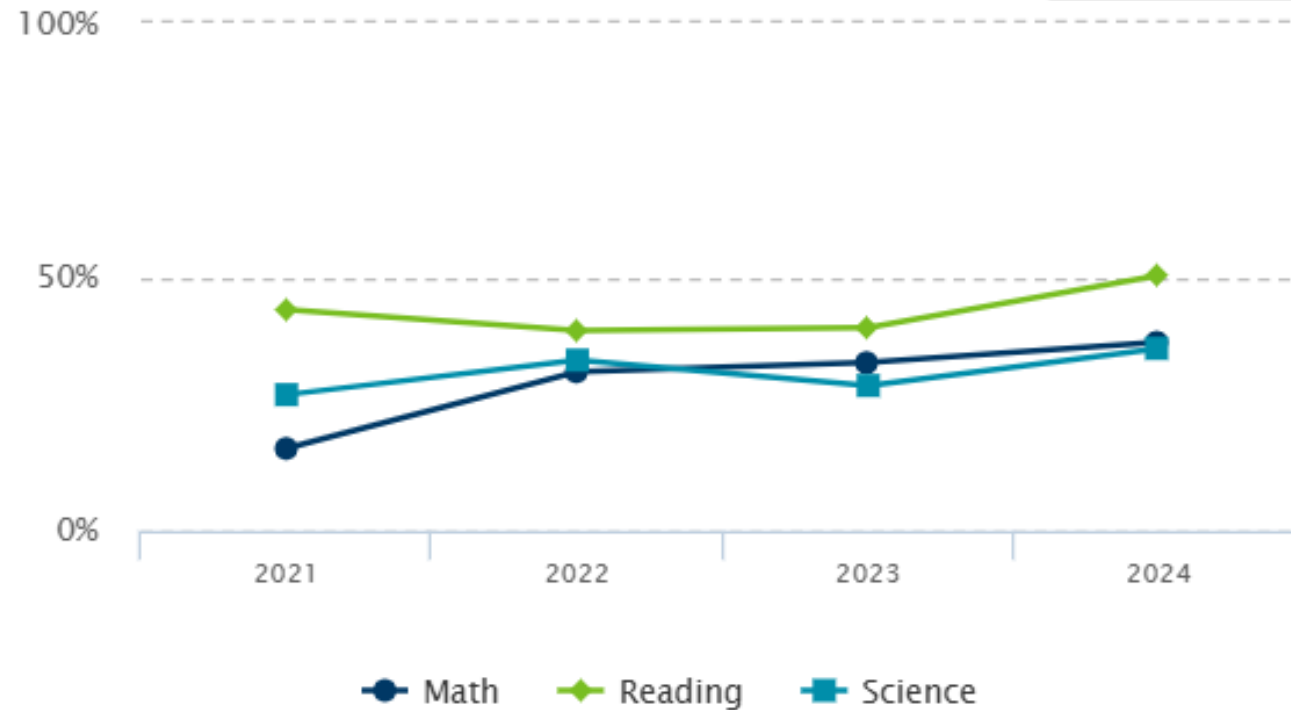
Grades 3-5

● Math ◆ Reading ■ Science

Subject	2021	2022	2023	2024
Math	67.5% (52)	77.5% (55)	77.5% (55)	62.9% (61)
Reading	48.1% (37)	66.2% (47)	59.2% (42)	59.2% (58)
Science	N/A (N/A)	N/A (N/A)	N/A (N/A)	58.3% (21)

The number of students meeting standards in math, reading, and science over time

Export to PDF



Grades 6-11

Subject	2021	2022	2023	2024
Math	16.2% (32)	31.3% (52)	33.1% (56)	37.1% (69)
Reading	43.5% (74)	39.4% (71)	40.0% (64)	50.3% (90)
Science	26.8% (30)	33.6% (43)	28.6% (32)	35.9% (37)

Additional Highlights

- 31% of 6th grade students EXCEEDED on their Reading MCAs
- Grades 3-8: 14 tests (11/14 we tested above the State Average)