



Academic Center for Excellence



Cabot School District



LEA 4304703



(501) 743-3520



[View Website](#)

Information

School District	Cabot School District - 4304000
Grades Served	7 - 12
Enrollment	248
School Hours	8:00 AM - 3:13 PM
Before School Program	✗ NO
After School Program	✗ NO
Weekend Program	✗ NO
Summer Program	✗ NO
Breakfast Program (No cost to students)	✗ NO
Lunch Program (No cost to students)	✗ NO
Academic Programs	N/A
Enrichment Programs	N/A
Waivers view details	Class Size and Teaching Load Credit Hours Employee Dismissal Flexible Schedule Library Media Personnel Policies Teacher Licensure
County	Lonoke
Congressional District	Arkansas's 1st Congressional District
Co-op	Wilbur D. Mills Educ. Co-Op - 7320000
Representatives	David Hillman - 13 Roger Lynch - 14 Brian S. Evans - 43 Cameron Cooper - 44
Senators	Ricky Hill - 29
School Board Members	Pam Clem Brian Evans Marvin Jones Donna Nash Sarah Owen Joe Trusty Corey Williams



21 Funtastic Drive
Cabot, AR 72023

Links

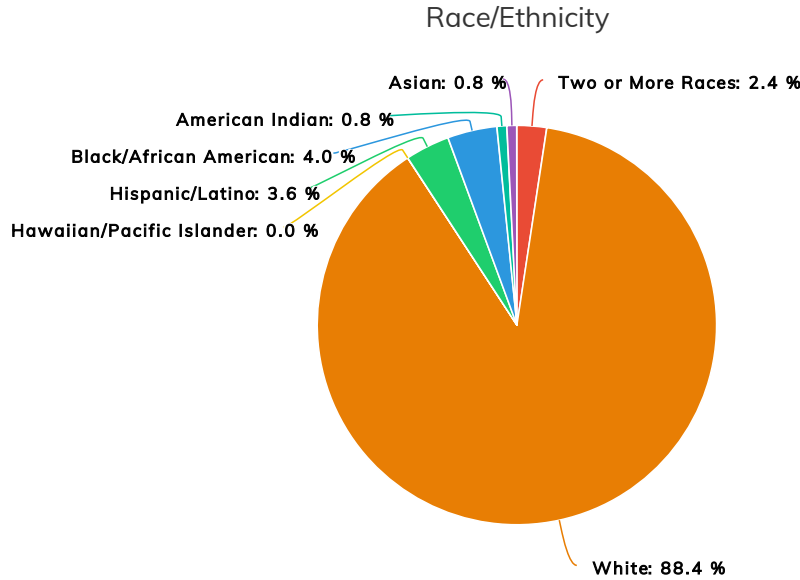
[Community Census Data](#)

[Labor Market Information](#)



Statistics

College Going Rate	26 %	English Learners	1 %
District Per Pupil Expenditures	\$8,993.76	Low Income	49 %
Graduation Rate	73 %	Average Years Teaching Experience	8.29
Student to Teacher Ratio	8 : 1	Students Eligible to Receive Special Education	16 %
Average Class Size	4		



2018 - 2019 • Accountability At-a-Glance • Academic Center for Excellence

Contact Information

Academic Center for Excellence | Cabot School District
Principal: Gwyn Michele Evans | Superintendent: William Tony Thurman
21 Funtastic Drive Cabot, AR 72023-
<http://cabotschools.org> | (501) 743-3520

Student Information

Grades	7 - 12	Total Enrollment	248
Black	4.03 %	English Learners	1.21 %
Hispanic	3.63 %	Low-Income	49.19 %
White	88.31 %	Special Education	15.73 %

Public School Rating Score (State Accountability: A-F Letter Grade)

State Accountability	Public School Rating	Rating Scale
		A = 73.22 and Above B = 67.96 - 73.21 C = 61.10 - 67.95 D = 52.95 - 61.09 F = 0.00 - 52.94

* Alternative Education (AE) program students included in attendance zone for school rating

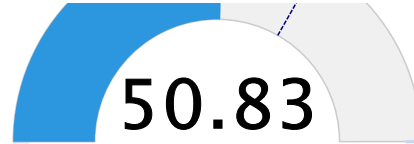
[Learn More about Public School Rating](#)

School Performance on the ESSA School Index Score (Federal Accountability)





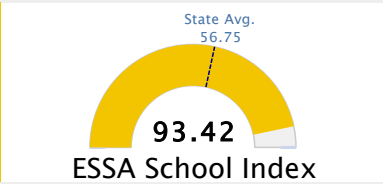
All Students



ESSA School Index

Graph represents where scores fall in comparison to state averages. For more information about the Every Student Succeeds Act and the ESSA School Index, visit arkansased.gov.

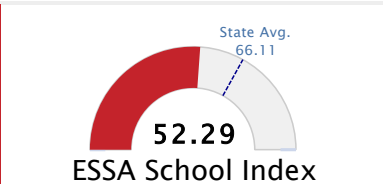
Black/African American



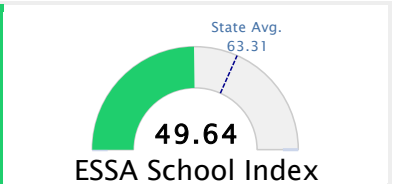
English Learners



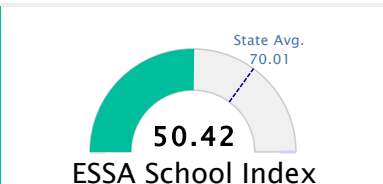
Hispanic/Latino



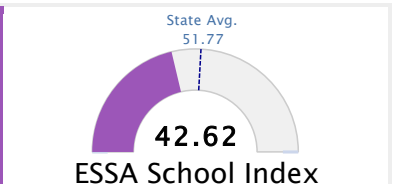
Low-Income



White



Special Education



Note: Full color represents score

*RV = Restricted Value for sub-pops size < 10

Prepared by the Arkansas Department of Education