




*Wharton County  
Junior College*



# *Monthly Financial Reports*


*April 2026*



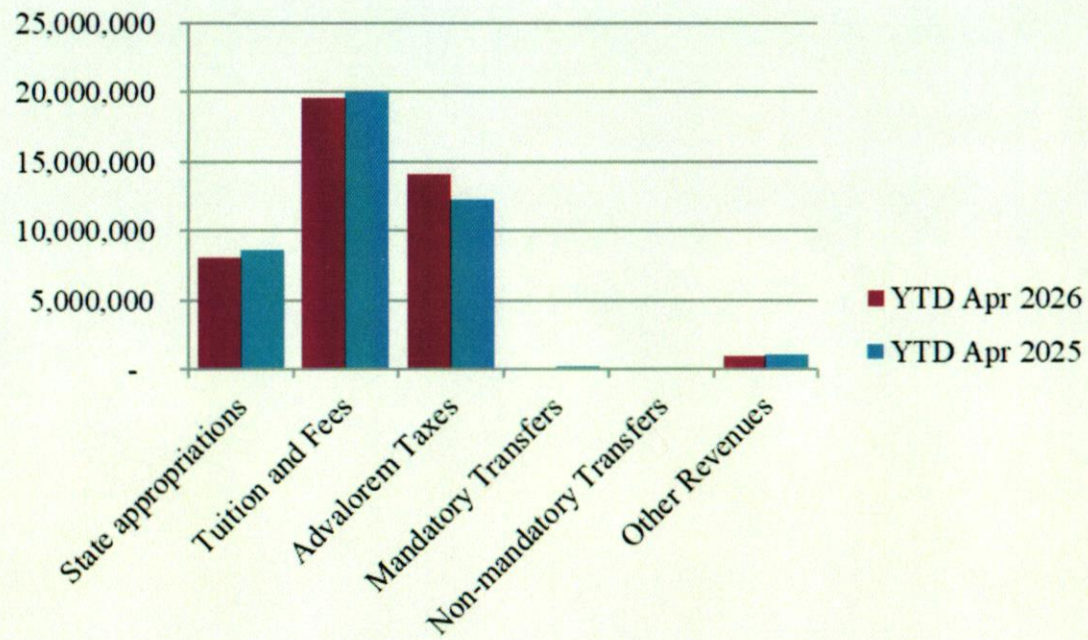
## Revenue & Expenditure Summary

	FISCAL 2026				FISCAL 2025			% OF PRIOR YR ACTUAL
	Current Month	Y-T-D ACTUAL	Budget	% of Budget	Y-T-D ACTUAL	Budget	% of Budget	
<b>Fund 1000</b>								
<b>Revenues:</b>								
State appropriations	\$ -	\$ 8,158,640	\$ 9,305,255	87.68%	\$ 8,596,615	\$ 9,305,255	92.38%	95%
Tuition and Fees	1,340,010	19,642,241	22,435,934	87.55%	20,004,747	22,613,553	88.46%	98%
Advalorem Taxes	235,884	14,154,151	14,174,976	99.85%	12,307,184	12,147,842	101.31%	115%
Mandatory Transfers	192,203	192,203	422,369	45.51%	197,327	1,201,254	16.43%	97%
Non-mandatory Transfers	-	-	3,159,069	0.00%	-	3,367,366	0.00%	0%
Other Revenues	119,109	1,007,585	711,203	141.67%	1,135,013	704,500	161.11%	89%
<b>Total Revenues</b>	<b>1,887,206</b>	<b>43,154,821</b>	<b>50,208,806</b>	<b>85.95%</b>	<b>42,240,885</b>	<b>49,339,770</b>	<b>85.61%</b>	<b>102%</b>
<b>Expenditures:</b>								
Salaries	1,961,086	14,987,475	25,411,116	58.98%	14,398,715	24,089,993	59.77%	104%
Employee Benefits	481,029	3,521,877	6,324,533	55.69%	3,125,779	6,243,456	50.06%	113%
Capital Expenditures	80,466	374,479	2,899,831	12.91%	922,309	4,527,473	20.37%	41%
Mandatory Transfers	-	-	-	-	-	-	-	0%
Non-mandatory Transfers	-	-	-	-	-	-	-	0%
Other Expenditures	843,740	8,273,238	15,573,326	53.12%	8,513,790	14,478,848	58.80%	97%
<b>Total expenditures</b>	<b>3,366,321</b>	<b>27,157,070</b>	<b>50,208,806</b>	<b>54.09%</b>	<b>26,960,594</b>	<b>49,339,770</b>	<b>54.64%</b>	<b>101%</b>
<b>Net increase/ (decrease) in net assets</b>	<b>\$ (1,479,115)</b>	<b>\$ 15,997,751</b>			<b>\$ 15,280,291</b>			
<b>Less Outstanding encumbrances</b>		<b>(4,137,163)</b>			<b>(4,303,928)</b>			
<b>Net increase less encumbrances</b>		<b>\$ 11,860,588</b>			<b>\$ 10,976,363</b>			

\* Note: Net student receivables in the amount of \$3,369,758.32 are currently outstanding. Tuition and fees are subject to collection in future periods.

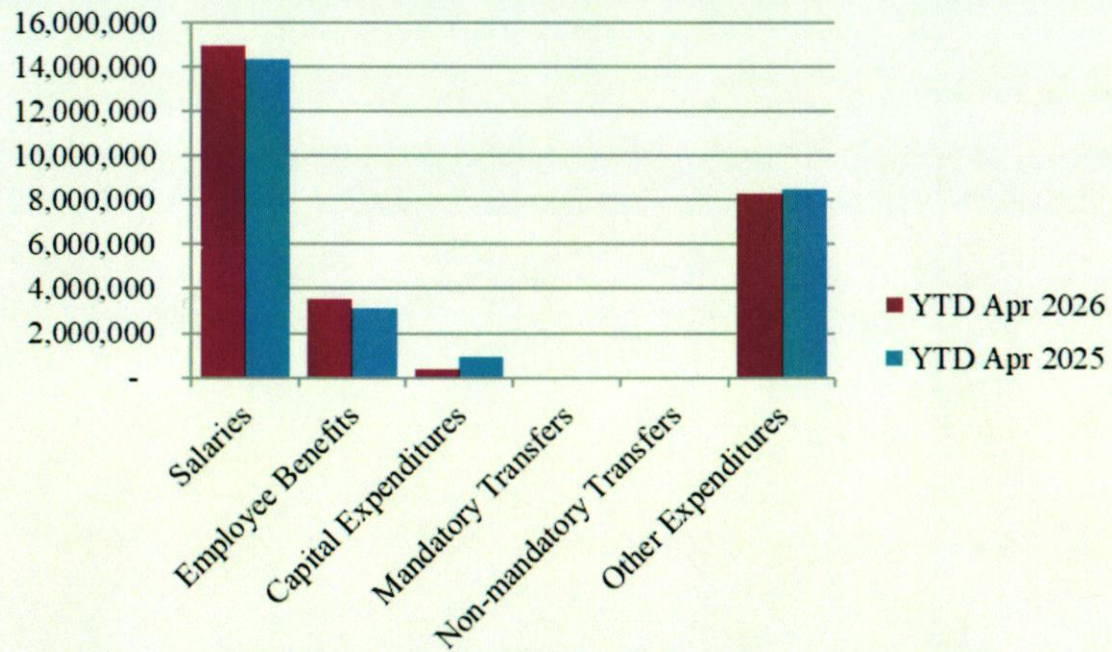



## ***Year to Date Revenues***



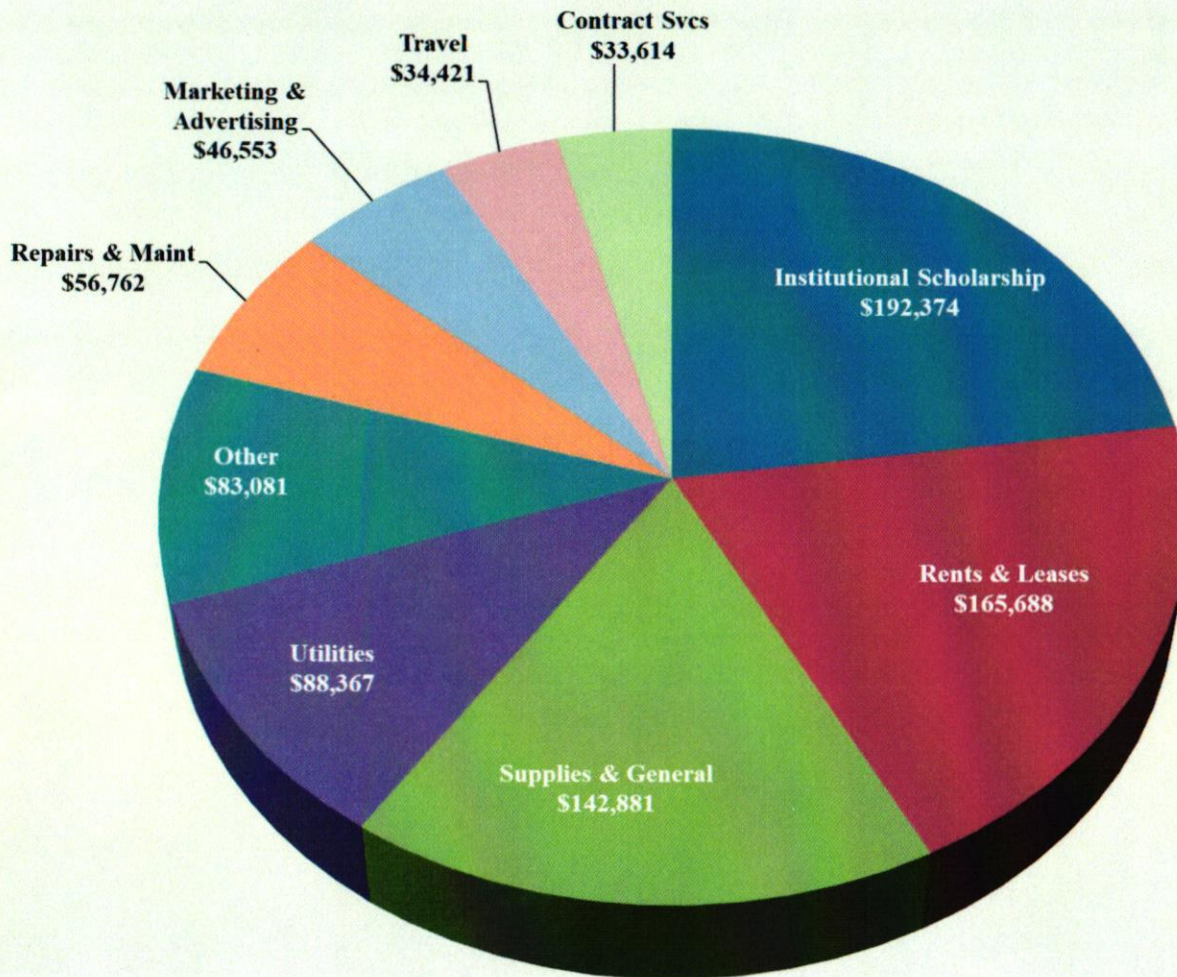


## Year to Date Expenses






## Other Expenses for April




- Institutional Scholarships includes the Texas Public Education Grant (TPEG)

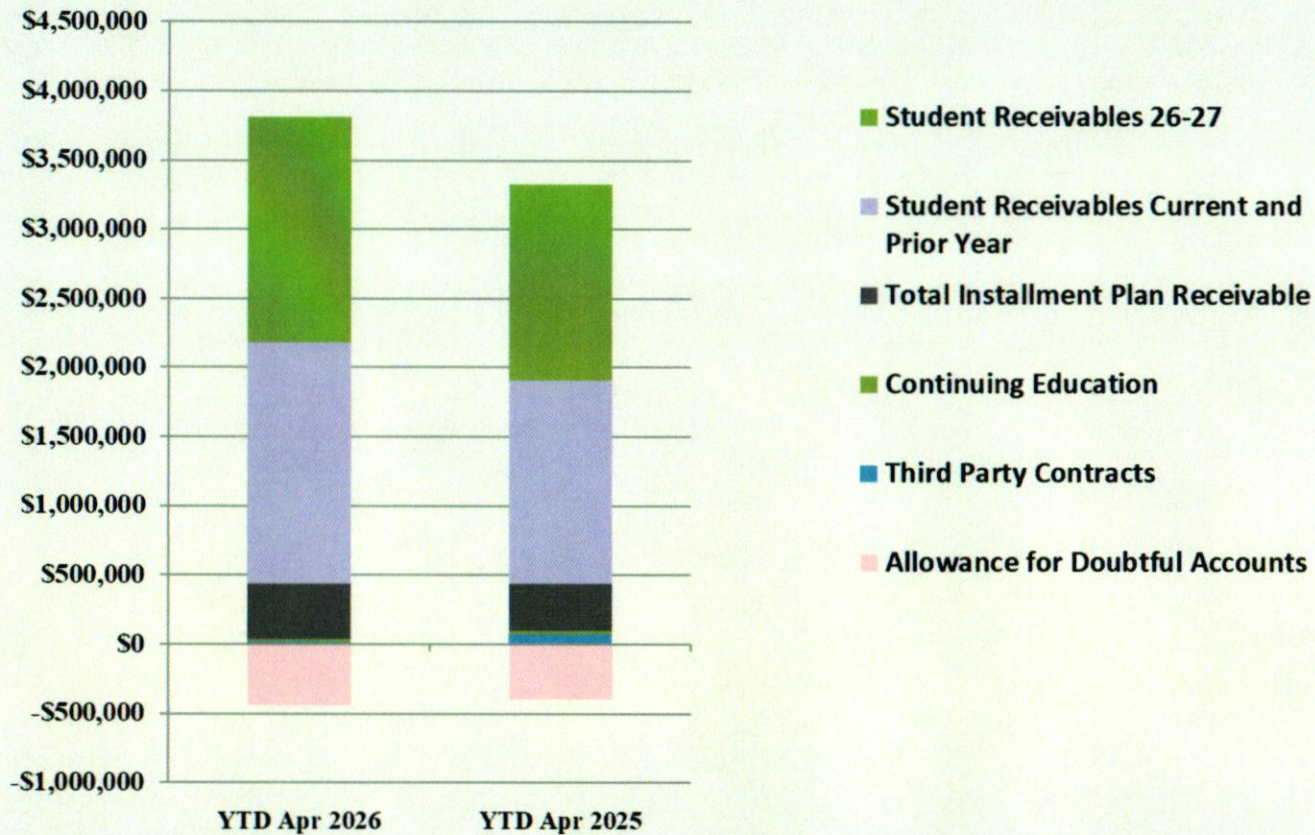


## ***Analysis of Student Receivable Outstanding As of April 30, 2026***

	2026	2025
Student Receivables Current and Prior Yr.	\$ 1,743,759.04	\$ 1,463,828.33
Student Receivables 26-27	\$ 1,630,955.08	\$ 1,416,505.25
Installment Plan Receivable Due Fall Semester	\$ 112,221.93	\$ 81,970.47
Installment Plan Receivable Due Spring Semester	162,793.50	126,714.51
Installment Plan Receivable Summer I & II	24,070.21	34,867.39
Installment Plan Receivable Prior Years	101,085.03	102,871.42
Total Installment Plan Receivable	<u>\$ 400,170.67</u>	<u>\$ 346,423.79</u>
Third Party Contracts Receivable	\$ 21,101.00	\$ 69,231.86
Continuing Education Receivable	17,382.56	27,495.50
Allowance for Doubtful Accounts	(443,610.03)	(397,436.64)
Net Accounts Receivable	<u>\$ 3,369,758.32</u>	<u>\$ 2,926,048.09</u>



## AR by Category



# ***COMBINED BALANCE SHEET***

*(Funds included: GOVERNMENTAL FUND TYPES)*

Governmental Fund Types

	Current Unrestricted	Restricted Funds	Auxiliary Enterprise	Current Year 2026	Prior Year 2025
<b>ASSETS and OTHER DEBITS:</b>					
<b>ASSETS:</b>					
Cash	3,301,706	234,230	114,926	3,650,862	1,780,540
Cash Investments	33,671,956	1,623,488	720,403	36,015,846	34,939,927
Accounts Receivable	3,441,245	5,681	29,651	3,476,576	3,027,010
Taxes Receivable	641,709	--	--	641,709	641,709
Local, St & Fed Agency Receivable	--	533,402	--	533,402	1,040,495
Deposits	--	--	--	--	--
Due From Other Funds	86	80,711	--	80,797	1,174,622
Prepaid Expense	--	--	--	--	2,304
Property, Plant & Equipment	--	--	--	--	--
Deferred Outflows	6,616,062	--	--	6,616,062	8,084,296
<b>TOTAL ASSETS AND OTHER DEBITS:</b>	<b>47,672,763</b>	<b>2,477,512</b>	<b>864,979</b>	<b>51,015,254</b>	<b>50,690,903</b>
<b>Liabilities, equity and other credits</b>					
<b>LIABILITIES:</b>					
Accounts Payable	392,390	980	30,153	423,523	388,347
Employee Benefits Payable	283,248	--	615	283,863	238,045
Payroll Taxes Payable	399,211	--	--	399,211	-5,187
Accrued Liabilities	--	--	--	--	--
Deferred Revenue	2,378,217	791,914	--	3,170,131	3,133,256
Long Term Debt	--	--	--	--	--
Net Pension Liability	8,366,637	--	--	8,366,637	9,751,478
Net OPEB Liability	26,537,906	--	--	26,537,906	26,537,906
Lease/SBITA Liab - Long Term	--	--	--	--	--
Deposits Payable	12,128	--	72,917	85,045	80,995
Due To Other Funds	80,711	--	86	80,797	2,311,892
Scholarships-Designated Donations	--	46,129	--	46,129	-318,237
Scholarships-Non-designated	--	491,340	--	491,340	612,241
Donatio	--	--	--	--	--
Deferred Inflows	9,399,438	--	--	9,399,438	9,307,236
<b>TOTAL LIABILITIES:</b>	<b>47,849,886</b>	<b>1,330,363</b>	<b>103,771</b>	<b>49,284,020</b>	<b>52,037,971</b>
<b>EQUITY AND OTHER CREDITS:</b>					
Control Accounts	--	--	--	--	--
Fund Balances	--	--	--	--	--
Prior Year Fund Balance	-18,853,512	--	--	-18,853,512	-18,853,512
Endowment Fund-Original	--	--	--	--	--
Endowment Fund-Income	--	--	--	--	--
FB Professional Development	--	--	--	--	--
FB Salary Equity	--	--	--	--	--
FB Capital Equipment	--	--	--	--	--
FB Investment Gain And Loss	--	--	--	--	--
Fund Balance Receivables	--	--	--	--	--
Reserved-Undesignated	--	--	--	--	--
FBTC Operating Fund Balance	--	--	--	--	--
Plant Fund Balance	--	--	--	--	--
Bond Fund Balance	--	--	--	--	--
Scholarship	--	--	--	--	--
Fund Balance-Rounding Diff	--	--	--	--	--
Fund Balances:	--	--	--	--	--
Reserve for Encumbrance	4,137,163	180,952	30,926	4,349,042	4,847,474
Fund Balance	14,539,227	966,197	730,282	16,235,706	12,658,970
Reserve For Operations	--	--	--	--	--
<b>TOTAL EQUITY AND OTHER CREDITS:</b>	<b>-177,123</b>	<b>1,147,149</b>	<b>761,208</b>	<b>1,731,235</b>	<b>-1,347,068</b>
<b>TOTAL LIABILITIES, EQUITY AND OTHER CREDITS:</b>	<b>47,672,763</b>	<b>2,477,512</b>	<b>864,979</b>	<b>51,015,254</b>	<b>50,690,903</b>

Proprietary Fund Types

	Agency Funds	Current Year 2026	Prior Year 2025
<b>ASSETS and OTHER DEBITS:</b>			
<b>ASSETS:</b>			
Cash	4,107	4,107	58,753
Cash Investments	153,373	153,373	181,408
Accounts Receivable	-	-	-
Taxes Receivable			
Local, St & Fed Agency Receivable			
Deposits			
Due From Other Funds			
Prepaid Expense			
Property, Plant & Equipment			
Deferred Outflows			
<b>TOTAL ASSETS AND OTHER DEBITS:</b>	<b>157,480</b>	<b>157,480</b>	<b>240,161</b>
<b>Liabilities, equity and other credits</b>			
<b>LIABILITIES:</b>			
Accounts Payable			267
Employee Benefits Payable	-	-	-
Payroll Taxes Payable			
Accrued Liabilities			
Deferred Revenue			
Long Term Debt			
Net Pension Liability			
Net OPEB Liability			
Lease/SBITA Liab - Long Term			
Deposits Payable	152,292	152,292	234,248
Due To Other Funds			
Scholarships-Designated Donations			
Scholarships-Non-designated			
Donatio			
Deferred Inflows			
<b>TOTAL LIABILITIES:</b>	<b>152,292</b>	<b>152,292</b>	<b>234,514</b>
<b>EQUITY AND OTHER CREDITS:</b>			
Control Accounts	5,188	5,188	5,646
Fund Balances			
Prior Year Fund Balance			
Endowment Fund-Original			
Endowment Fund-Income			
FB Professional Development			
FB Salary Equity			
FB Capital Equipment			
FB Investment Gain And Loss			
Fund Balance Receivables			
Reserved-Undesignated			
FBTC Operating Fund Balance			
Plant Fund Balance			
Bond Fund Balance			
Scholarship			
Fund Balance-Rounding Diff			
Fund Balances:			
Reserve for Encumbrance			
Fund Balance			
Reserve For Operations			
<b>TOTAL EQUITY AND OTHER CREDITS:</b>	<b>5,188</b>	<b>5,188</b>	<b>5,646</b>
<b>TOTAL LIABILITIES, EQUITY AND OTHER CREDITS:</b>	<b>157,480</b>	<b>157,480</b>	<b>240,161</b>
	=====	=====	=====

Fiduciary Fund Types

	Quasi Endowment Fund	Endowment Funds	Current Year 2026	Prior Year 2025
<b>ASSETS and OTHER DEBITS:</b>				
<b>ASSETS:</b>				
Cash		106,108	106,108	1,207,432
Cash Investments		15,612,134	15,612,134	13,118,210
Accounts Receivable		-2,126	-2,126	-3,493
Taxes Receivable		--	--	--
Local, St & Fed Agency Receivable		--	--	--
Deposits		--	--	--
Due From Other Funds		--	--	--
Prepaid Expense		--	--	--
Property, Plant & Equipment		--	--	--
Deferred Outflows		--	--	--
<b>TOTAL ASSETS AND OTHER DEBITS:</b>		<b>15,716,116</b>	<b>15,716,116</b>	<b>14,322,149</b>
<b>Liabilities, equity and other credits</b>				
<b>LIABILITIES:</b>				
Accounts Payable		--	--	--
Employee Benefits Payable		--	--	--
Payroll Taxes Payable		--	--	--
Accrued Liabilities		--	--	--
Deferred Revenue		--	--	--
Long Term Debt		--	--	--
Net Pension Liability		--	--	--
Net OPEB Liability		--	--	--
Lease/SBITA Liab - Long Term		--	--	--
Deposits Payable		--	--	--
Due To Other Funds		--	--	--
Scholarships-Designated Donations		--	--	--
Scholarships-Non-designated		--	--	--
Donatio		--	--	--
Deferred Inflows		--	--	--
<b>TOTAL LIABILITIES:</b>				
<b>EQUITY AND OTHER CREDITS:</b>				
Control Accounts		--	--	--
Fund Balances		--	--	--
Prior Year Fund Balance		--	--	--
Endowment Fund-Original		--	--	--
Endowment Fund-Income		--	--	--
FB Professional Development		--	--	--
FB Salary Equity		--	--	--
FB Capital Equipment		--	--	--
FB Investment Gain And Loss		--	--	--
Fund Balance Receivables		--	--	--
Reserved-Undesignated		--	--	--
FBTC Operating Fund Balance		--	--	--
Plant Fund Balance		--	--	--
Bond Fund Balance		--	--	--
Scholarship		--	--	--
Fund Balance-Rounding Diff		--	--	--
Fund Balances:				
Reserve for Encumbrance		--	--	--
Fund Balance		15,716,116	15,716,116	14,322,149
Reserve For Operations		--	--	--
<b>TOTAL EQUITY AND OTHER CREDITS:</b>		<b>15,716,116</b>	<b>15,716,116</b>	<b>14,322,149</b>
<b>TOTAL LIABILITIES, EQUITY AND OTHER CREDITS:</b>		<b>15,716,116</b>	<b>15,716,116</b>	<b>14,322,149</b>

Wharton County Junior College  
 Combined Balance Sheet--All Fund Types and Account Groups  
 30-APR-2026  
 (With comparative totals for 31-AUG-2025 )  
 (amounts expressed in dollars)

Account Groups

	Unexpended Plant Fund	Repair and Replacement	Debt Retirement Bond Fund	Investment in Plant Fund	Current Year 2026	Prior Year 2025
<b>ASSETS and OTHER DEBITS:</b>						
<b>ASSETS:</b>						
Cash	-6,956,212	8,125,915	241	6,000	1,175,944	196,957
Cash Investments	16,942,230	--	456,860	--	17,399,089	10,971,927
Accounts Receivable	20,030	--	--	--	20,030	6,809
Taxes Receivable	--	--	--	--	--	--
Local, St & Fed Agency Receivable	--	--	--	--	--	--
Deposits	--	--	--	--	--	--
Due From Other Funds	--	--	--	--	--	2,000,000
Prepaid Expense	--	--	--	--	--	--
Property, Plant & Equipment	--	--	--	48,926,318	48,926,318	47,624,343
Deferred Outflows	--	--	--	--	--	--
<b>TOTAL ASSETS AND OTHER DEBITS:</b>	<b>10,006,048</b>	<b>8,125,915</b>	<b>457,101</b>	<b>48,932,318</b>	<b>67,521,383</b>	<b>60,800,036</b>
<b>Liabilities, equity and other credits</b>						
<b>LIABILITIES:</b>						
Accounts Payable	--	--	--	--	--	--
Employee Benefits Payable	--	--	--	--	--	--
Payroll Taxes Payable	--	--	--	--	--	--
Accrued Liabilities	--	--	--	2,448,921	2,448,921	2,448,921
Deferred Revenue	--	--	--	--	--	--
Long Term Debt	--	--	--	--	--	--
Net Pension Liability	--	--	--	--	--	--
Net OPEB Liability	--	--	--	--	--	--
Lease/SBITA Liab - Long Term	--	--	--	5,357,450	5,357,450	5,357,450
Deposits Payable	--	--	--	--	--	--
Due To Other Funds	--	--	--	--	--	862,730
Scholarships-Designated Donations	--	--	--	--	--	--
Scholarships-Non-designated	--	--	--	--	--	--
Donatio	--	--	--	--	--	--
Deferred Inflows	--	--	--	--	--	--
<b>TOTAL LIABILITIES:</b>				<b>7,806,371</b>	<b>7,806,371</b>	<b>8,669,101</b>
<b>EQUITY AND OTHER CREDITS:</b>						
Control Accounts	--	--	--	--	--	--
Fund Balances	--	--	--	--	--	--
Prior Year Fund Balance	--	--	--	--	--	--
Endowment Fund-Original	--	--	--	--	--	--
Endowment Fund-Income	--	--	--	--	--	--
FB Professional Development	--	--	--	--	--	--
FB Salary Equity	--	--	--	--	--	--
FB Capital Equipment	--	--	--	48,161,918	48,161,918	44,481,438
FB Investment Gain And Loss	--	--	--	--	--	--
Fund Balance Receivables	--	--	--	--	--	--
Reserved-Undesignated	--	--	--	--	--	--
FBTC Operating Fund Balance	--	--	--	--	--	--
Plant Fund Balance	--	--	--	--	--	--
Bond Fund Balance	--	--	--	--	--	--
Scholarship	--	--	--	--	--	--
Fund Balance-Rounding Diff	--	--	--	--	--	--
<b>Fund Balances:</b>						
Reserve for Encumbrance	--	--	--	--	--	--
Fund Balance	8,942,795	7,441,698	457,101	-5,288,500	11,553,093	7,649,497
Reserve For Operations	--	--	--	--	--	--
<b>TOTAL EQUITY AND OTHER CREDITS:</b>	<b>8,942,795</b>	<b>7,441,698</b>	<b>457,101</b>	<b>42,873,417</b>	<b>59,715,011</b>	<b>52,130,935</b>
<b>TOTAL LIABILITIES, EQUITY AND OTHER CREDITS:</b>	<b>8,942,795</b>	<b>7,441,698</b>	<b>457,101</b>	<b>50,679,789</b>	<b>67,521,383</b>	<b>60,800,036</b>

Memorandum Only

	Current Year 2026	Prior Year 2025
<b>ASSETS and OTHER DEBITS:</b>		
<b>ASSETS:</b>		
Cash	4,937,021	3,243,682
Cash Investments	69,180,443	59,211,472
Accounts Receivable	3,494,480	3,030,327
Taxes Receivable	641,709	641,709
Local, St & Fed Agency Receivable	533,402	1,040,495
Deposits		
Due From Other Funds	80,797	3,174,622
Prepaid Expense		2,304
Property, Plant & Equipment	48,926,318	47,624,343
Deferred Outflows	6,616,062	8,084,296
<b>TOTAL ASSETS AND OTHER DEBITS:</b>	<b>134,410,233</b>	<b>126,053,249</b>
<b>Liabilities, equity and other credits</b>		
<b>LIABILITIES:</b>		
Accounts Payable	423,523	388,614
Employee Benefits Payable	283,863	238,044
Payroll Taxes Payable	399,211	-5,187
Accrued Liabilities	2,448,921	2,448,921
Deferred Revenue	3,170,131	3,133,256
Long Term Debt		
Net Pension Liability	8,366,637	9,751,478
Net OPEB Liability	26,537,906	26,537,906
Lease/SBITA Liab - Long Term	5,357,450	5,357,450
Deposits Payable	237,337	315,242
Due To Other Funds	80,797	3,174,622
Scholarships-Designated Donations	46,129	-318,237
Scholarships-Non-designated	491,340	612,241
Donatio		
Deferred Inflows	9,399,438	9,307,236
<b>TOTAL LIABILITIES:</b>	<b>57,242,683</b>	<b>60,941,587</b>
<b>EQUITY AND OTHER CREDITS:</b>		
Control Accounts	5,188	5,646
Fund Balances		
Prior Year Fund Balance	-18,853,512	-18,853,512
Endowment Fund-Original		
Endowment Fund-Income		
FB Professional Development		
FB Salary Equity		
FB Capital Equipment	48,161,918	44,481,438
FB Investment Gain And Loss		
Fund Balance Receivables	-	-
Reserved-Undesignated		
FBTC Operating Fund Balance		
Plant Fund Balance		
Bond Fund Balance		
Scholarship		
Fund Balance-Rounding Diff	-	-
Fund Balances:		
Reserve for Encumbrance	4,349,042	4,847,474
Fund Balance	43,504,915	34,630,616
Reserve For Operations		
<b>TOTAL EQUITY AND OTHER CREDITS:</b>	<b>77,167,549</b>	<b>65,111,662</b>
<b>TOTAL LIABILITIES, EQUITY AND OTHER CREDITS:</b>	<b>134,410,233</b>	<b>126,053,249</b>
=====	=====	=====