

Ector County Independent School District

Lee Buice Elementary

2023-2024 Campus Improvement Plan



Board Goals

Board Goal 1: Goal 1: The percentage of students achieving or exceeding the meets standard on state assessments will increase from 32% to 60% by May 2024 across all tested content areas.

Performance Objective 1: The percentage of students K-5 achieving or exceeding their MATH RIT goal will increase from 57% to 65%.





High Priority

Indicators of Success:

Growth (MAP) - % of student end of year RIT score met or exceeded individual growth projections based upon MAP - 2024 Goal: 58%

Evaluation Data Sources: BOY, MOY and EOY MAP Data.

Strategy 1 Details	Reviews			
<p>Strategy 1: Students will participate in intervention through an individualized plan utilizing the MAP assessment results (individual student profile report).</p> <p>Strategy's Expected Result/Impact: Students will meet their growth target on the EOY MAP assessment.</p> <p>Staff Responsible for Monitoring: Teachers/ Admin</p> <p>TEA Priorities: Build a foundation of reading and math</p> <p>- ESF Levers: Lever 1: Strong School Leadership and Planning, Lever 5: Effective Instruction</p>	Formative			Summative
	Oct	Jan	Mar	May
Strategy 2 Details	Reviews			
<p>Strategy 2: Students identified as performing below grade level and/or having difficulty with on grade content will participate in weekly intervention through tutoring, RTI, and in-class intervention to reach grade level potential.</p> <p>Strategy's Expected Result/Impact: Students will reach grade level potential in reading and math on MAP testing.</p> <p>Staff Responsible for Monitoring: Teachers/ Admin</p> <p>TEA Priorities: Build a foundation of reading and math</p> <p>- ESF Levers: Lever 1: Strong School Leadership and Planning, Lever 4: High-Quality Instructional Materials and Assessments</p> <p>- Targeted Support Strategy - Additional Targeted Support Strategy</p>	Formative			Summative
	Oct	Jan	Mar	May

Strategy 3 Details	Reviews			
<p>Strategy 3: Students will receive after school tutoring provided by their classroom teacher to fill in academic gaps.</p> <p>Strategy's Expected Result/Impact: Students will reach grade level potential in reading and math on MAP testing.</p> <p>Staff Responsible for Monitoring: Teachers</p> <p>TEA Priorities: Build a foundation of reading and math - ESF Levers: Lever 4: High-Quality Instructional Materials and Assessments - Targeted Support Strategy - Additional Targeted Support Strategy - Results Driven Accountability</p>	Formative			Summative
	Oct	Jan	Mar	May
<div style="display: flex; justify-content: space-around; align-items: center;"> <div style="text-align: center;"> No Progress</div> <div style="text-align: center;"> Accomplished</div> <div style="text-align: center;"> Continue/Modify</div> <div style="text-align: center;"> Discontinue</div> </div>				

Board Goal 1: Goal 1: The percentage of students achieving or exceeding the meets standard on state assessments will increase from 32% to 60% by May 2024 across all tested content areas.





Performance Objective 2: The percentage of students K-5 achieving or exceeding their READING RIT goal will increase from 51% to 60%.

High Priority

Indicators of Success:

Growth (STAAR) - % of students who meet or exceed the STAAR progress measure - 2024 Goal: 75%

Evaluation Data Sources: BOY, MOY and EOY MAP Data.

Strategy 1 Details	Reviews			
<p>Strategy 1: Identified students (HB4545) will be provided high yield one-on-one FEV daily tutoring to assist with comprehension, fluency, and closing individualized gaps. 45 minutes have been incorporated in the master schedule to ensure consistent implementation (2:45pm-3:10 pm).</p> <p>Strategy's Expected Result/Impact: High Yield One-on-One tutoring will show growth in Reading skills and comprehension.</p> <p>Staff Responsible for Monitoring: Campus Admin, Instructional Coach and Lead Teachers</p> <p>Title I: 2.6</p> <p>- ESF Levers: Lever 1: Strong School Leadership and Planning, Lever 5: Effective Instruction</p> <p>Funding Sources: - ESSER III - \$600,000</p>	Formative			Summative
	Oct	Jan	Mar	May
Strategy 2 Details	Reviews			
<p>Strategy 2: Small group intervention groups (grouped by high, medium and low) will be pulled out three times a week by high quality tutors to assist students with individual learning gaps, reading skills and fluency.</p> <p>Strategy's Expected Result/Impact: Students will increase scores on SCAs and MAP.</p> <p>Staff Responsible for Monitoring: Campus Admin, Instructional Coach and Lead Teachers</p> <p>Title I: 2.4, 2.5</p> <p>Funding Sources: - Title One Instructional Continuity - \$15,000</p>	Formative			Summative
	Oct	Jan	Mar	May
<div style="display: flex; justify-content: space-around; align-items: center;">  No Progress  Accomplished  Continue/Modify  Discontinue </div>				





Board Goal 1: Goal 1: The percentage of students achieving or exceeding the meets standard on state assessments will increase from 32% to 60% by May 2024 across all tested content areas.

Performance Objective 3: By May of 2024, 40% of students will perform at the Meets level in 3rd-5th Math STAAR.

Indicators of Success:

Growth (STAAR) - % of students who meet or exceed the STAAR progress measure - 2024 Goal: 75%

Evaluation Data Sources: STAAR and MAP.

Strategy 1 Details	Reviews			
<p>Strategy 1: Teachers will use MAP and SCAs data for lesson planning, "backwards planning", lesson internalization and modeling to develop intervention plans and small group focus in weekly PLC meetings with Instructional Coach.</p> <p>Strategy's Expected Result/Impact: Improvement of quality Tier 1 instruction and intentional and data-focused reteaching and lesson delivery.</p> <p>Staff Responsible for Monitoring: Campus administration, Instructional Coach</p> <p>Title I: 2.4, 2.6</p>	Formative			Summative
	Oct	Jan	Mar	May
Strategy 2 Details	Reviews			
<p>Strategy 2: Classroom objectives, rigor and questioning in the classroom will be monitored to ensure fidelity of lesson planning and the DDI process. Administrators will conduct 10 walkthroughs a week to document progress in Eduphoria, Whetstone and TTESS Evaluations.</p> <p>Strategy's Expected Result/Impact: Quality Tier 1 Instruction evident in classrooms during Walk throughs and Observations</p> <p>Staff Responsible for Monitoring: Campus administration, Instructional Coach.</p> <p>Title I: 2.4, 2.5</p>	Formative			Summative
	Oct	Jan	Mar	May
Strategy 3 Details	Reviews			
<p>Strategy 3: Small group intervention groups (grouped by high, medium and low) will be pulled out three times a week by high quality tutors to assist students with individual learning gaps, reading skills and fluency.</p>	Formative			Summative
	Oct	Jan	Mar	May
<div style="display: flex; justify-content: space-around; align-items: center;"> <div style="text-align: center;">  No Progress </div> <div style="text-align: center;">  Accomplished </div> <div style="text-align: center;">  Continue/Modify </div> <div style="text-align: center;">  Discontinue </div> </div>				

Board Goal 1: Goal 1: The percentage of students achieving or exceeding the meets standard on state assessments will increase from 32% to 60% by May 2024 across all tested content areas.





Performance Objective 4: By May of 2024, 40% of students will perform at the Meets level in 3rd-5th Reading STAAR.

High Priority

Indicators of Success:

3rd Grade Composite (reading and math) - % of 3rd grade students achieving the meets or exceeds standard in both reading and math on STAAR - 2024 Goal: 35%

Evaluation Data Sources: STAAR and MAP

Strategy 1 Details	Reviews			
<p>Strategy 1: Teachers will use MAP and SCAs data for lesson planning, "backwards planning", lesson internalization and modeling to develop intervention plans and small group focus in weekly PLC meetings with Instructional Coach and MCL.</p> <p>Strategy's Expected Result/Impact: Quality Tier 1 Instruction evident in classrooms during Walk throughs and Observations</p> <p>Staff Responsible for Monitoring: Campus administration, Instructional Coach</p> <p>Title I: 2.4, 2.5</p>	Formative			Summative
	Oct	Jan	Mar	May
Strategy 2 Details	Reviews			
<p>Strategy 2: Small group intervention groups (grouped by high, medium and low) will be pulled out three times a week by high quality tutors to assist students with individual learning gaps, reading skills and fluency.</p> <p>Strategy's Expected Result/Impact: Students will show an increase on SCAs and MAP and improve individual skills.</p> <p>Staff Responsible for Monitoring: Campus administration, Instructional Coach</p> <p>Title I: 2.4, 2.5</p> <p>- TEA Priorities: Build a foundation of reading and math</p>	Formative			Summative
	Oct	Jan	Mar	May
<div style="display: flex; justify-content: space-around; align-items: center;"> <div style="text-align: center;">  No Progress </div> <div style="text-align: center;">  Accomplished </div> <div style="text-align: center;">  Continue/Modify </div> <div style="text-align: center;">  Discontinue </div> </div>				

Board Goal 2: Through foundational excellence, talent development and the learning journey, the percentage of 3rd grade students reading at or above grade level will increase from 35% to 45% by May 2024.





Performance Objective 1: The percentage of Kindergarten- 2nd grade students reading on grade level will increase from 45% to 50%.

Indicators of Success:

Growth (MAP) - % of student end of year RIT score met or exceeded individual growth projections based upon MAP - 2024 Goal: 58%, Kindergarten Readiness - % of students meeting kindergarten readiness benchmark - 2024 Goal: 65%

Evaluation Data Sources: MAP Scores

Strategy 1 Details	Reviews			
<p>Strategy 1: Students who are struggling will participate in intervention weekly via teachers, IXL intervention, day tutors, Saturday School, and FEV Tutor in order to reach grade level potential.</p> <p>Strategy's Expected Result/Impact: Student academic readiness will improve, and students will enter first grade on grade level.</p> <p>Staff Responsible for Monitoring: Teachers/ Admin</p> <p>ESF Levers: Lever 1: Strong School Leadership and Planning, Lever 5: Effective Instruction</p> <p>Funding Sources: - Title One School-wide - \$28,274</p>	Formative			Summative
	Oct	Jan	Mar	May
Strategy 2 Details	Reviews			
<p>Strategy 2: Small group intervention groups (grouped by high, medium and low) will be pulled out three times a week by high quality tutors to assist students with individual learning gaps, reading skills and fluency.</p> <p>Strategy's Expected Result/Impact: Students will show an increase on SCAs and MAP and improve individual skills.</p> <p>Staff Responsible for Monitoring: Campus administration, Instructional Coach</p> <p>Title I: 2.4, 2.5</p> <p>- TEA Priorities: Build a foundation of reading and math</p>	Formative			Summative
	Oct	Jan	Mar	May

Strategy 3 Details	Reviews			
<p>Strategy 3: Additional Saxon Phonics replacement kits due to increasing student enrollment.</p> <p>Strategy's Expected Result/Impact: Students will show an increase on SCAs and MAP and improve individual skills.</p> <p>Staff Responsible for Monitoring: Principal, IC, Teachers</p> <p>Title I: 2.4, 2.6</p> <p>- ESF Levers: Lever 4: High-Quality Instructional Materials and Assessments</p> <p>Funding Sources: - Title One Instructional Continuity - \$15,000</p>	Formative			Summative
	Oct	Jan	Mar	May
<div style="display: flex; justify-content: space-around; align-items: center;"> <div style="text-align: center;"> No Progress</div> <div style="text-align: center;"> Accomplished</div> <div style="text-align: center;"> Continue/Modify</div> <div style="text-align: center;"> Discontinue</div> </div>				





Board Goal 2: Through foundational excellence, talent development and the learning journey, the percentage of 3rd grade students reading at or above grade level will increase from 35% to 45% by May 2024.

Performance Objective 2: 50% of K-2 students will show growth on their READING MAP ASSESSMENT.

Indicators of Success:

Growth (MAP) - % of student end of year RIT score met or exceeded individual growth projections based upon MAP - 2024 Goal: 58%

Evaluation Data Sources: MAP scores

Strategy 1 Details	Reviews			
<p>Strategy 1: Students who are struggling will participate in intervention weekly via teachers, IXL intervention, day tutors, and FEV Tutor in order to reach grade level potential.</p> <p>Strategy's Expected Result/Impact: Students will reach grade level in reading and math on MAP testing.</p> <p>Staff Responsible for Monitoring: Teachers/ Admin</p> <p>TEA Priorities: Build a foundation of reading and math</p> <p>- ESF Levers: Lever 4: High-Quality Instructional Materials and Assessments</p>	Formative			Summative
	Oct	Jan	Mar	May
Strategy 2 Details	Reviews			
<p>Strategy 2: Small group intervention groups (grouped by high, medium and low) will be pulled out three times a week by high quality tutors to assist students with individual learning gaps, reading skills and fluency.</p> <p>Strategy's Expected Result/Impact: Students will show an increase on SCAs and MAP and improve individual skills.</p> <p>Staff Responsible for Monitoring: Campus administration, Instructional Coach</p> <p>Title I: 2.4, 2.6</p> <p>- TEA Priorities: Build a foundation of reading and math</p>	Formative			Summative
	Oct	Jan	Mar	May
<p style="text-align: center;">  No Progress  Accomplished  Continue/Modify  Discontinue </p>				

Board Goal 2: Through foundational excellence, talent development and the learning journey, the percentage of 3rd grade students reading at or above grade level will increase from 35% to 45% by May 2024.





Performance Objective 3: 65% of 3rd grade students will show growth on their READING MAP.

HB3 Board Goal

Indicators of Success:

Growth (MAP) - % of student end of year RIT score met or exceeded individual growth projections based upon MAP - 2024 Goal: 58%

Evaluation Data Sources: MAP Scores

Strategy 1 Details	Reviews			
<p>Strategy 1: Students who are struggling will participate in intervention weekly via teachers, IXL intervention, day tutors, and FEV Tutor in order to reach grade level potential.</p> <p>Strategy's Expected Result/Impact: Students will reach grade level potential on MAP testing.</p> <p>Staff Responsible for Monitoring: Teachers/ Admin</p>	Formative			Summative
	Oct	Jan	Mar	May
Strategy 2 Details	Reviews			
<p>Strategy 2: Guided reading groups will be utilized in all reading classes in order to improve student growth.</p> <p>Strategy's Expected Result/Impact: Students will be on grade level in reading.</p> <p>Staff Responsible for Monitoring: Instructional Coach, Teachers, Admin</p>	Formative			Summative
	Oct	Jan	Mar	May
<div style="display: flex; justify-content: space-around; align-items: center;">  No Progress  Accomplished  Continue/Modify  Discontinue </div>				

Board Goal 2: Through foundational excellence, talent development and the learning journey, the percentage of 3rd grade students reading at or above grade level will increase from 35% to 45% by May 2024.





Performance Objective 4: 50% of 3rd grade students will perform at the MEETS level on their READING STAAR ASSESSMENT

HB3 Board Goal

Indicators of Success:

Growth (MAP) - % of student end of year RIT score met or exceeded individual growth projections based upon MAP - 2024 Goal: 58%, Academic Gaps - The performance of ECISD student subgroups compared to their peers across the state of Texas (Domain 3) - 2024 Goal: 51%, 3rd Grade Composite (reading and math) - % of 3rd grade students achieving the meets or exceeds standard in both reading and math on STAAR - 2024 Goal: 35%

Evaluation Data Sources: MAP

Strategy 1 Details	Reviews			
<p>Strategy 1: Students who are struggling will participate in intervention weekly via teachers, IXL intervention, day tutors, and FEV Tutor in order to reach grade level potential.</p> <p>Strategy's Expected Result/Impact: Students will reach grade level potential in reading and math on MAP testing.</p> <p>Staff Responsible for Monitoring: Teachers/ Admin</p> <p>ESF Levers: Lever 1: Strong School Leadership and Planning, Lever 5: Effective Instruction</p>	Formative			Summative
	Oct	Jan	Mar	May
Strategy 2 Details	Reviews			
<p>Strategy 2: Small group intervention groups (grouped by high, medium and low) will be pulled out three times a week by high quality tutors to assist students with individual learning gaps, reading skills and fluency.</p> <p>Strategy's Expected Result/Impact: Students will show an increase on SCAs and MAP and improve individual skills.</p> <p>Staff Responsible for Monitoring: Campus administration, Instructional Coach</p> <p>Title I: 2.4, 2.6</p> <p>- TEA Priorities: Build a foundation of reading and math</p> <p>- ESF Levers: Lever 4: High-Quality Instructional Materials and Assessments</p>	Formative			Summative
	Oct	Jan	Mar	May
<div style="display: flex; justify-content: space-around; align-items: center;">  No Progress  Accomplished  Continue/Modify  Discontinue </div>				

Board Goal 3: Through foundational excellence, talent development and learning journey, the percentage of high school graduates considered College, Career or Military Ready will increase from 56% to 65% May 2024.





Performance Objective 1: 100% of 3rd-5th grade students will utilize Avid planners to promote college readiness.

High Priority

Indicators of Success:

Attendance - % of student daily attendance - 2024 Goal: 95%

Evaluation Data Sources: Attendance Reports





Strategy 1 Details	Reviews			
<p>Strategy 1: Teachers will receive training and expectations for AVID binder set up and organization. Strategy's Expected Result/Impact: Walkthroughs will move to showing more students engaged and organized. Staff Responsible for Monitoring: Assistant Principal and Teachers</p> <p>ESF Levers: Lever 3: Positive School Culture</p>	Formative			Summative
	Oct	Jan	Mar	May
Strategy 2 Details	Reviews			
<p>Strategy 2: The administration will conduct weekly walkthroughs to audit consistent binder usage. Strategy's Expected Result/Impact: Students will demonstrate mastery of AVID binder organizational skills and strategies. Staff Responsible for Monitoring: Assistant Principal and Teacher</p> <p>Title I: 2.4, 2.6 - ESF Levers: Lever 3: Positive School Culture</p>	Formative			Summative
	Oct	Jan	Mar	May
<p style="text-align: center;">  No Progress  Accomplished  Continue/Modify  Discontinue </p>				

Board Goal 3: Through foundational excellence, talent development and learning journey, the percentage of high school graduates considered College, Career or Military Ready will increase from 56% to 65% May 2024.

Performance Objective 2: School Connectedness panorama data will increase from 75% to 85%.

High Priority





Evaluation Data Sources: Panorama Survey

Strategy 1 Details	Reviews			
<p>Strategy 1: School counselor and teachers will implement daily SEL lessons (7 Mindsets) to increase school connectedness, culture, attendance and overall student engagement.</p> <p>Strategy's Expected Result/Impact: Panorama Survey Results</p> <p>Staff Responsible for Monitoring: Counselor, Assistant Principal</p> <p>Title I: 2.5, 2.6</p>	Formative			Summative
	Oct	Jan	Mar	May
Strategy 2 Details	Reviews			
<p>Strategy 2: Administrative leadership team will encourage parental involvement and increase PTA membership to increase school connectedness.</p> <p>Strategy's Expected Result/Impact: Increase school/home connections and involvement/support.</p> <p>Staff Responsible for Monitoring: PTA liaison, principal</p>	Formative			Summative
	Oct	Jan	Mar	May
<p style="text-align: center;">  No Progress  Accomplished  Continue/Modify  Discontinue </p>				

Board Goal 3: Through foundational excellence, talent development and learning journey, the percentage of high school graduates considered College, Career or Military Ready will increase from 56% to 65% May 2024.

Performance Objective 3: Student daily attendance will increase from 93% to 95%.

Evaluation Data Sources: Attendance

Strategy 1 Details	Reviews			
<p>Strategy 1: Truancy Meetings will be held every two weeks with parents/guardians of students with chronic truanancies. Strategy's Expected Result/Impact: Improved attendance and overall student growth. Staff Responsible for Monitoring: Principal, Assistant Principal, Counselor, Teachers</p> <p>Title I: 2.6, 4.1</p>	Formative			Summative
	Oct	Jan	Mar	May
Strategy 2 Details	Reviews			
<p>Strategy 2: Attendance contracts will be done on all students reaching the 90% or less threshold on absences. Strategy's Expected Result/Impact: Improved student attendance and academic success. Staff Responsible for Monitoring: Teachers, Staff, Administration</p>	Formative			Summative
	Oct	Jan	Mar	May
<div style="display: flex; justify-content: space-around; align-items: center;"> <div style="text-align: center;">  No Progress </div> <div style="text-align: center;">  Accomplished </div> <div style="text-align: center;">  Continue/Modify </div> <div style="text-align: center;">  Discontinue </div> </div>				