

Nueces County Hospital District  
 Quarterly Investment Report  
 October 1, 2020 - December 31, 2020

Summary Holdings Statistics:

<u>Portfolio as of September 30, 2020</u>		<u>Portfolio as of December 31, 2020</u>	
Beginning Book Value	\$122,651,113	Ending Book Value	\$142,934,543
Beginning Market Value	\$122,655,359	Ending Market Value	\$142,954,137
Unrealized Gain/Loss	\$4,245	Unrealized Gain/Loss	\$19,594
Beginning WAM	109 Days	Ending WAM	125 Days
Beginning WAY	0.188%	Ending WAY	0.122%
Change in Market Value	\$20,298,778 <sup>1</sup>		
Investment Income for Period	\$47,677		
Quarter Average Yield - NCHD	0.142%		
Quarter Average Yield - 6 Mth T-Bill	0.100%		

This report is in compliance with Nueces County Hospital District's investment policy and strategies and in accordance with the Public Funds Investment Act.

INVESTMENT OFFICERS:

  
 JONNY F. HIPPI, ADMINISTRATOR

  
 BELINDA CHISM, ASSISTANT ADMINISTRATOR

  
 DONNA LITTLEFIELD, DIRECTOR OF ACCOUNTING & FINANCE

Notes

1. Change in Market Value is required data, but will primarily reflect the receipt and expenditure of the District's funds from quarter to quarter.

Nueces County Hospital District  
Investment Transaction Activity  
October 1, 2020 - December 31, 2020

Settle Date	Maturity	Call Date	Type	CUSIP	Coupon	Price	Par	Principal	Acc'd Interest	Total Settlement	Yield to Mat/Call	Broker
10/29/2020	02/15/2023	n/a	Mansfield TX ISD	564386RS1	4.000%	108.1000	1,620,000.00	1,751,220.00	0.00	1,751,220.00	0.447%	RBC Capital Mkts
12/03/2020	11/30/2023	11/30/2021	FFCB Call Note	3133EMHL9	0.310%	99.9150	4,000,000.00	3,996,600.00	103.33	3,996,703.33	0.339%/0.396%	Morgan Stanley

Total Purchases: 5,620,000.00 5,747,820.00 103.33 5,747,923.33

Maturities/Calls

Total Maturities/Calls: 0.00 0.00 0.00 0.00

Nueces County Hospital District  
 Inventory Report - Holdings by Fund  
 As of: 12/31/2020

Settle Date	Maturity Date	Location	Security	CUSIP	Avg Yield/ Coupon	Purchase Price	PAR	Beginning Book Value 09/30/2020	Beginning Market Value 09/30/2020	Ending Book Value 12/31/2020	Ending Market 12/31/2020	Gain/Loss	Accrued Interest	Yield Y-T-M	Days to Maturity
<b>Indigent Care Fund</b>															
12/31/2020	01/01/2021	TexPool	Investment Pool	#00002	0.091%	6,127,610	6,127,610	7,876,864	7,876,864	6,127,610	6,127,610	0	0	0.091%	1
12/31/2020	01/01/2021	LOGIC	Investment Pool		0.150%	21,746,288	21,746,288	23,736,581	23,736,581	21,746,288	21,746,288	0	0	0.150%	1
12/31/2020	01/01/2021	TexSTAR	Investment Pool		0.068%	9,735,797	9,735,797	11,729,878	11,729,878	9,735,797	9,735,797	0	0	0.068%	1
08/12/2020	08/10/2023	Safekkeeping	FNMA - Qrtly Call	3135G05R0	0.300%	3,993,000	4,000,000	3,993,471	3,995,272	3,994,356	4,001,196	6,840	4,667	0.359%	952
08/26/2020	08/25/2023	Safekkeeping	FNMA - Qrtly Call	3136G4Y31	0.340%	3,998,800	4,000,000	3,998,915	3,998,508	3,999,219	4,000,088	869	4,722	0.350%	967
08/28/2020	08/18/2023	Safekkeeping	FNMA - Call Note	3135G05V1	0.360%	4,000,000	4,000,000	4,000,000	4,002,352	4,000,000	4,001,992	1,992	5,280	0.360%	960
09/22/2020	08/15/2022	Safekkeeping	Arlington TX GO	041796XH1	0.306%	1,000,000	1,000,000	1,000,000	1,000,500	1,000,000	1,001,810	1,810	833	0.306%	592
10/29/2020	02/15/2023	Safekkeeping	Mansfield TX ISD	564386RS1	4.000%	1,751,220	1,620,000	0	0	1,741,367	1,746,344	4,977	10,980	0.447%	776
12/03/2020	11/30/2023	Safekkeeping	FFCB Call Note	3133EMHL9	0.310%	3,996,600	4,000,000	0	0	3,996,863	3,999,968	3,105	1,033	0.339%	1,064
			Subtotal			56,349,316	56,229,696	56,335,710	56,339,955	56,341,500	56,361,094	19,594	27,515	0.199%	315

<b>Tobacco Settlement Fund</b>															
12/31/2020	01/01/2021	TexPool	Investment Pool	#00007	0.091%	838	838	838	838	838	838	0	0	0.091%	1
			Subtotal			838	838	838	838	838	838	0	0	0.091%	1

<b>Trust Fund - Employee Health Benefits Trust</b>															
12/31/2020	01/01/2021	Frost Trust	Invesco Stit Treasury	825252406	0.010%	117,442	117,442	117,584	117,584	117,442	117,442	0	1	0.010%	1
			Subtotal			117,442	117,442	117,584	117,584	117,442	117,442	0	1	0.010%	1

<b>General Fund</b>															
12/31/2020	01/01/2021	Cash on hand	Petty Cash		0.000%	150	150	150	150	150	150	0	0	0.000%	1
12/31/2020	01/01/2021	TexPool	Investment Pool-GF	#00004	0.091%	36,727,916	36,727,916	24,836,178	24,836,178	36,727,916	36,727,916	0	0	0.091%	1
12/31/2020	01/01/2021	TexPool	Investment Pool-MR	#00009	0.091%	30,518,907	30,518,907	40,213,435	40,213,435	30,518,907	30,518,907	0	0	0.091%	1
12/31/2020	01/01/2021	Frost Bank	Checking - Operating	664025679	0.010%	1,002,481	1,002,481	1,145,701	1,145,701	1,002,481	1,002,481	0	0	0.010%	1
12/31/2020	01/01/2021	Frost Bank	Checking - Payroll	664027221	0.010%	1,517	1,517	1,516	1,516	1,517	1,517	0	0	0.010%	1
			Subtotal			68,250,970	68,250,970	66,196,981	66,196,981	68,250,970	68,250,970	0	0	0.090%	1

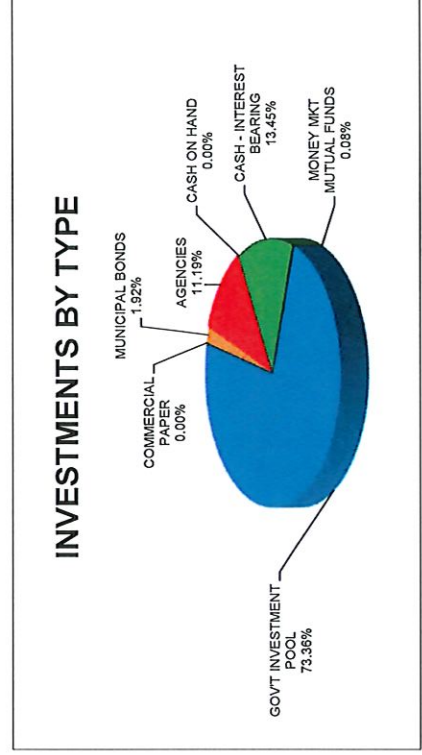
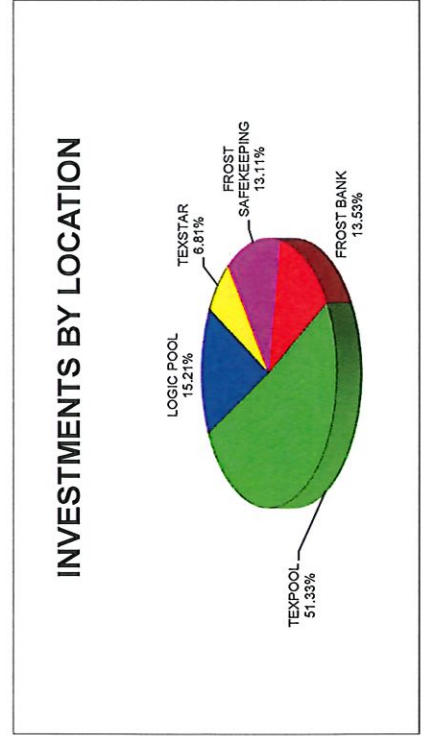
<b>Restricted Cash - General Fund</b>															
12/31/2020	01/01/2021	Frost Bank	Checking - Nueces LPPF	664043316	0.010%	18,223,793	18,223,793	0	0	18,223,793	18,223,793	0	0	0.010%	1
			Subtotal			18,223,793	18,223,793	0	0	18,223,793	18,223,793	0	0	0.010%	1

<b>TOTAL PORTFOLIO</b>															
						142,942,359	142,822,759	122,651,114	122,655,359	142,934,543	142,954,137	19,594	27,516	0.122%	125
														WAY	WAM

NUECES COUNTY HOSPITAL DISTRICT  
 INVESTMENTS SUMMARY BY LOCATION & TYPE  
 FY 2021 1ST QUARTER (OCTOBER 1 - DECEMBER 31, 2020)

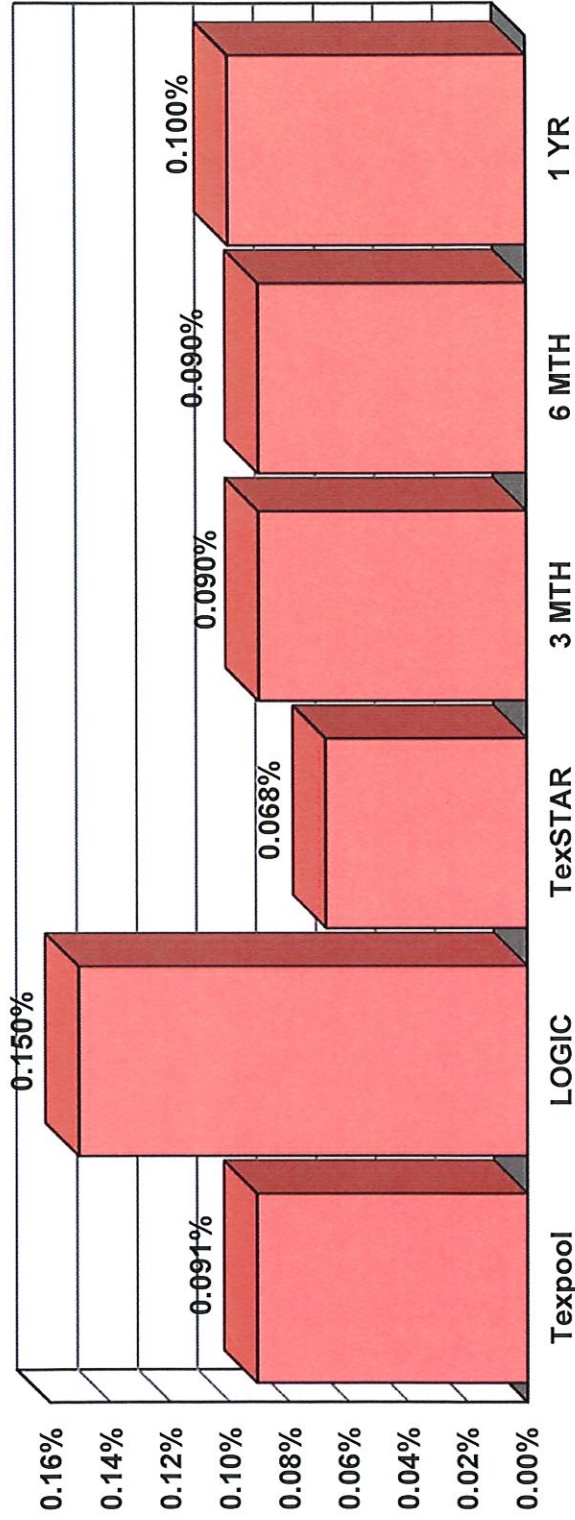
	FROST BANK	TEXPOOL	LOGIC	TEXSTAR	FROST SAFEKEEPING	TOTAL	PERCENT BY TYPE OF INVESTMENT
CASH ON HAND	\$150	\$0	\$0	\$0	\$0	\$150	0.00%
CASH - INTEREST BEARING	\$19,227,791	\$0	\$0	\$0	\$0	\$19,227,791	13.45%
MONEY MKT MUTUAL FUNDS	\$117,442	\$0	\$0	\$0	\$0	\$117,442	0.08%
GOVT INVESTMENT POOLS	\$0	\$73,375,272	\$21,746,288	\$9,735,797	\$0	\$104,857,357	73.36%
COMMERCIAL PAPER	\$0	\$0	\$0	\$0	\$0	\$0	0.00%
MUNICIPAL BONDS	\$0	\$0	\$0	\$0	\$2,741,367	\$2,741,367	1.92%
TREASURY NOTES AND BONDS	\$0	\$0	\$0	\$0	\$0	\$0	0.00%
AGENCIES	\$0	\$0	\$0	\$0	\$15,990,437	\$15,990,437	11.19%
<b>TOTAL INVESTMENTS</b>	<b>\$19,345,383</b>	<b>\$73,375,272</b>	<b>\$21,746,288</b>	<b>\$9,735,797</b>	<b>\$18,731,804</b>	<b>\$142,934,543</b>	<b>100.00%</b>

<b>PERCENT BY HOLDER OF INVESTMENTS</b>	<b>13.53%</b>	<b>51.33%</b>	<b>15.21%</b>	<b>6.81%</b>	<b>13.11%</b>	<b>100.00%</b>
---	---------------	---------------	---------------	--------------	---------------	----------------






# NUECES COUNTY HOSPITAL DISTRICT POOL RATES V. TREASURIES DECEMBER 31, 2020



**NUECES COUNTY HOSPITAL DISTRICT  
 INVESTMENT SUMMARY BY LIQUIDITY  
 FY 2021 1ST QUARTER (OCTOBER 1 - DECEMBER 31, 2020)**

<u>INVESTMENT-YRS TO MATURITY</u>	<u>AMOUNT</u>	
CASH & CASH EQUIVALENTS	\$124,202,740	86.9%
MATURES IN 0-6 MONTHS	\$0	0.0%
MATURES IN 6-12 MONTHS	\$0	0.0%
MATURES IN 12-18 MONTHS	\$0	0.0%
MATURES IN 18-24 MONTHS	\$1,000,000	0.7%
MATURES IN OVER 2 YEARS	\$17,731,804	12.4%
<b>TOTAL</b>	<b>\$142,934,543</b>	<b>100.0%</b>



# NUECES COUNTY HOSPITAL DISTRICT QUARTERLY BENCHMARK COMPARISON DECEMBER 31, 2020

