

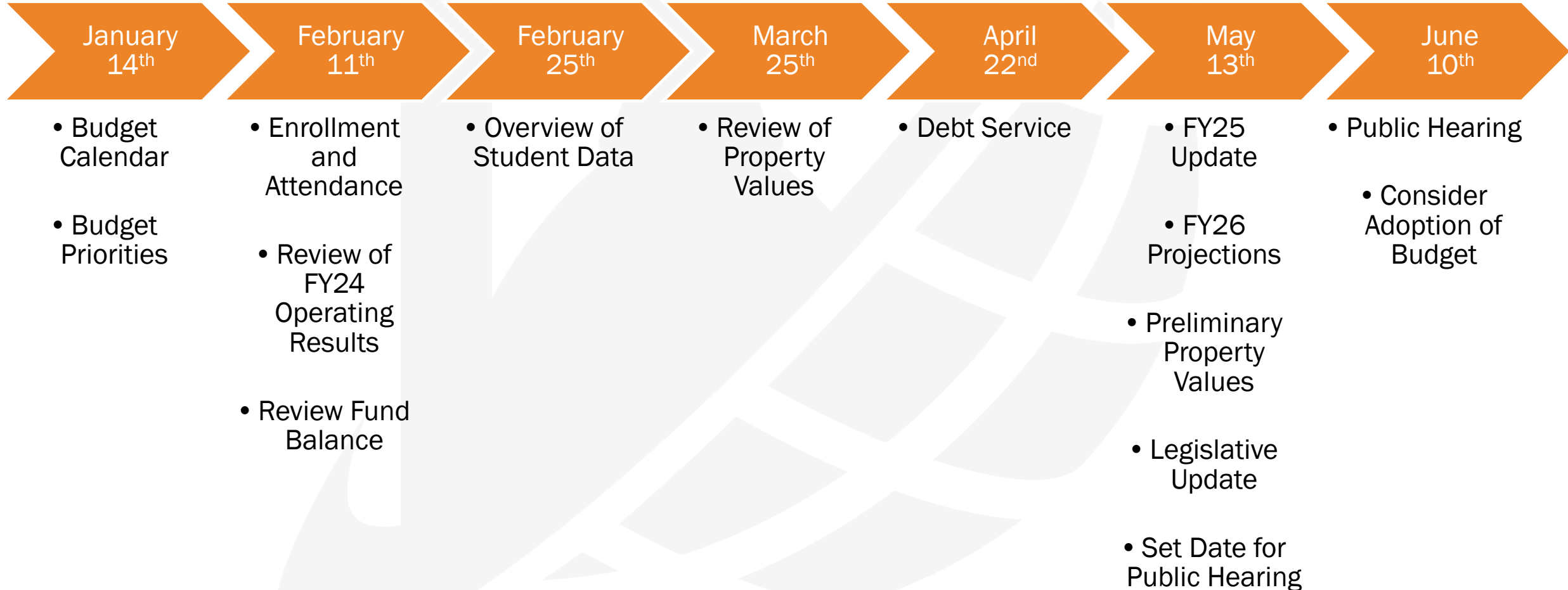


DENTON INDEPENDENT SCHOOL DISTRICT

2025-2026
BUDGET DISCUSSIONS

BOARD OF TRUSTEES
APRIL 22, 2025

BUDGET CALENDAR



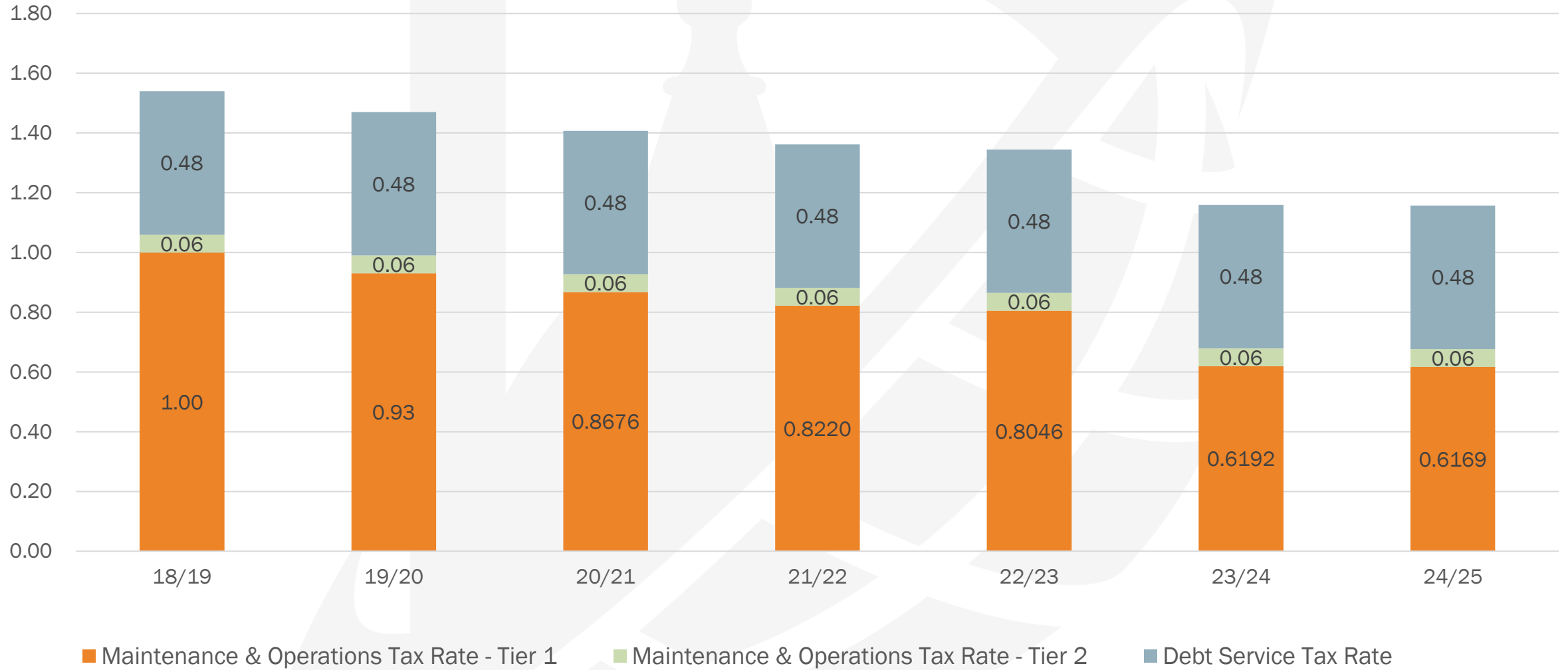
*Legislative Updates will be provided as the District becomes aware of them.



AGENDA

DEBT SERVICE

Denton Independent School District Schedule of Tax Rates



Two “Buckets” of State Funding

DAY-TO-DAY OPERATIONS

Teacher Salaries
Classroom Supplies
Utilities
Transportation



The size of the M&O “bucket” is based on average student attendance and student attributes - **not the amount of property taxes collected locally**

TEA sets the Maximum Compressed Rate (MCR) annually for the District



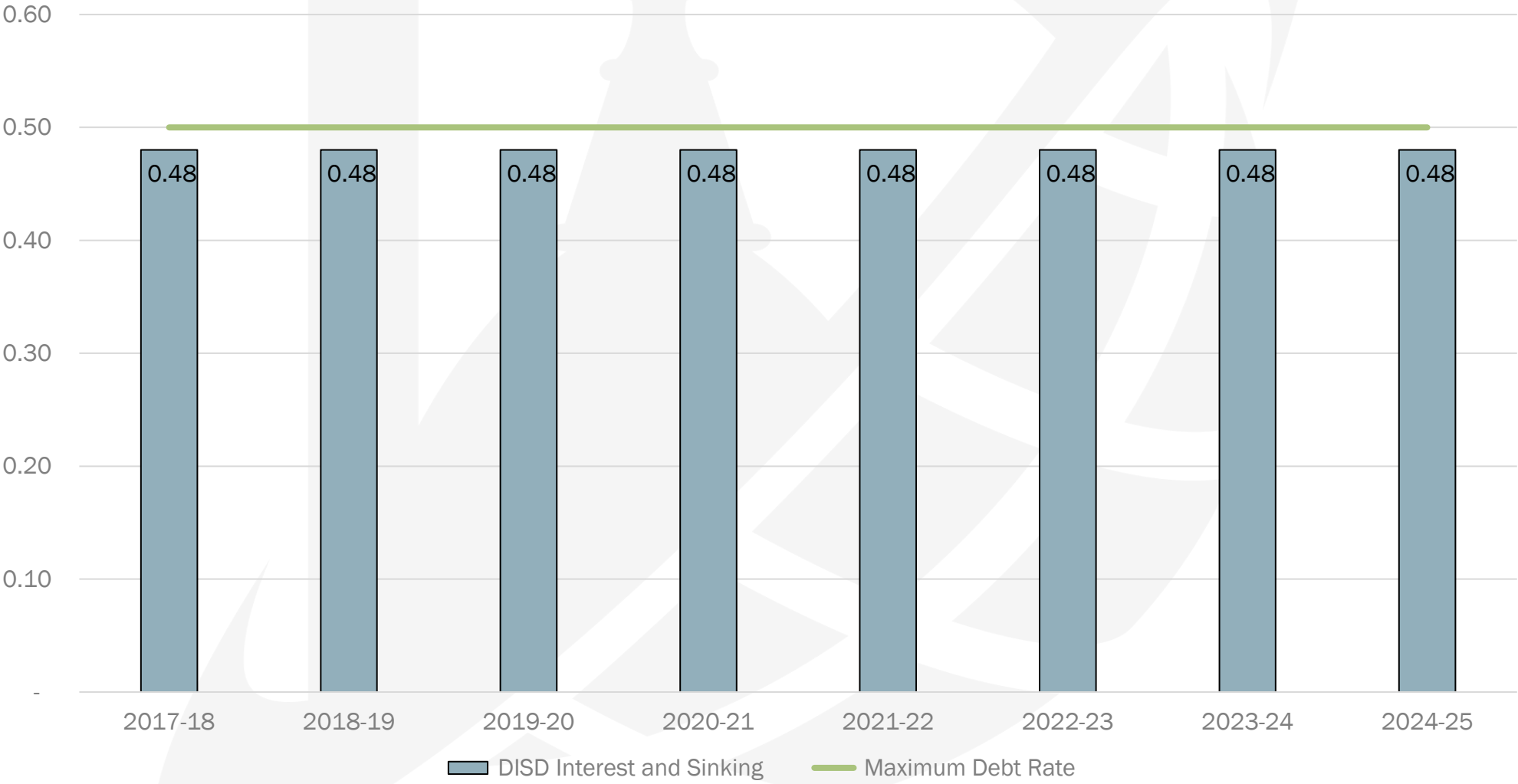
DEBT SERVICE

Capital Expenditures
Land
Construction/Renovations
Technology
New Buses

The Board of Trustees sets the I&S tax rate based on debt service payment requirements

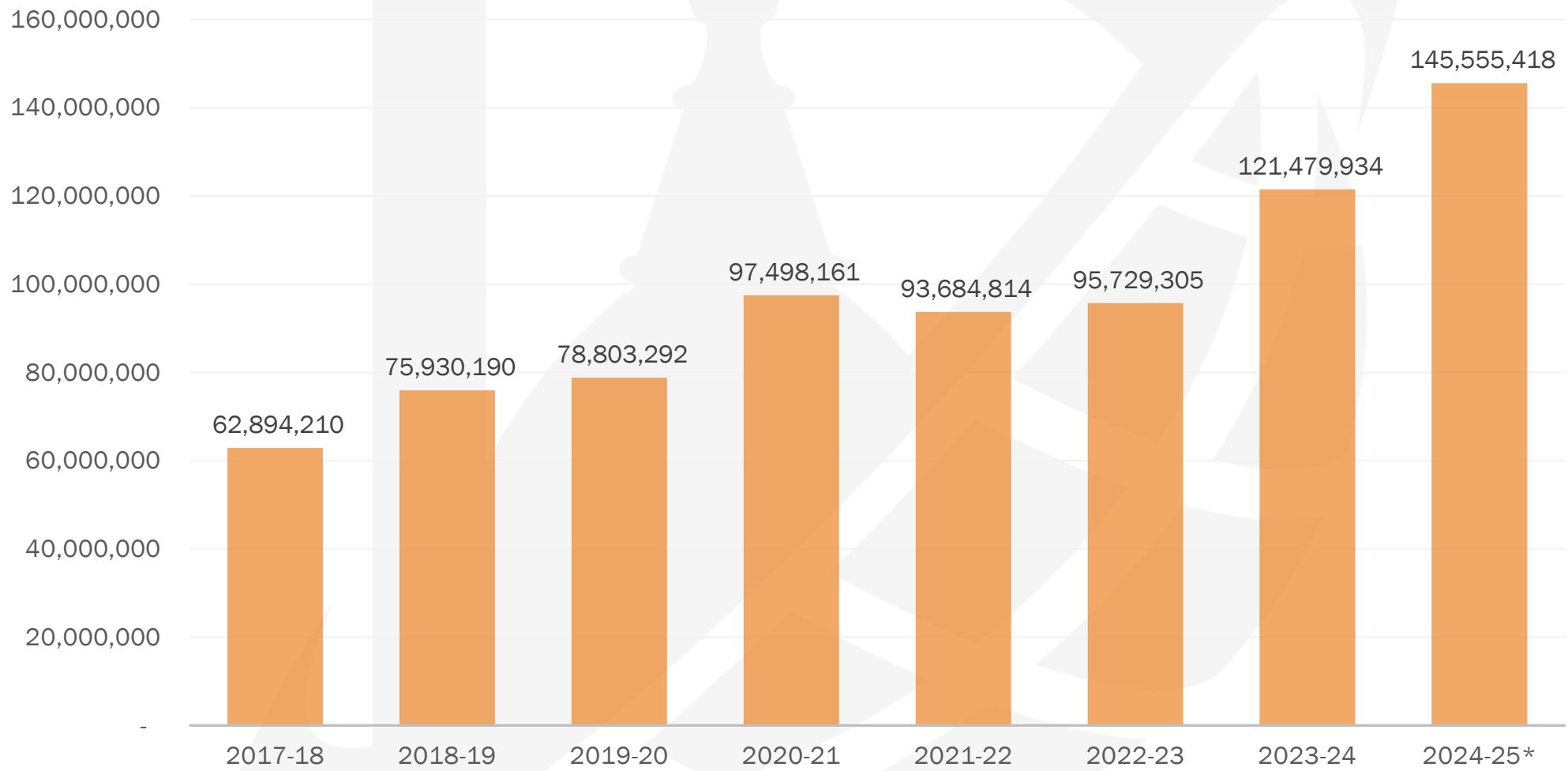
The I&S rate is capped at \$0.50 (per \$100/valuation)

Denton ISD
Historical Tax Rate Comparison
Interest & Sinking



Denton ISD

Debt Service Fund Balance



Source: DISD Financial Audit by Year

* Estimated

Debt Service 2024-2025 - \$0.48	Budgeted @ 10% Growth	Certified Values @ 10.97% Growth	Current Budget
Tax Collections	\$153,116,328	\$155,433,573	\$155,433,573
Delinquent Taxes, Penalties & Interest	\$725,000	\$725,000	(\$868,527)
Interest Earnings	\$2,000,000	\$2,000,000	\$2,000,000
Hold Harmless for Homestead Exemption	\$4,000,000	\$12,604,388	\$14,197,915
Other – Transfer In/Fund Balance	<u>\$0</u>	<u>\$0</u>	<u>\$19,075</u>
Total Resources	\$159,841,328	\$170,762,961	\$170,782,036
Scheduled Bond Payments	\$152,681,451	\$169,522,634	\$169,522,634
Additional Prepayment Opportunities	<u>7,155,000</u>		
Total Obligations	\$159,836,451	\$169,522,634	\$169,522,634

UPDATE OF SAVINGS TO TAXPAYERS



2024-2025 Restructure of 2014-B

\$41,585,000

(Reduced future payments by \$19,838,129)

Total Savings Since 2005

\$316,899,975

2025-2026 DEBT SERVICE BUDGET OUTLOOK

Assumptions

10% Property value growth

No change in debt service tax rate

Consider refunds of delinquent taxes

Based on current debt service obligations

Based on current law

2025-2026 DEBT SERVICE BUDGET OUTLOOK

2025-2026 Debt Service Estimated Revenue	\$182,204,763
2025-2026 Current Debt Obligations	<u>\$155,062,751</u>
Variance	\$27,142,012

Items to Consider:

2023 Bonds
Remaining
Authorization

Prepayments on
Eligible Debt

Potential Changes in Legislation

- Increase in Homestead Exemption
- Any Additional Exemptions
- Hold Harmless Provisions
- Penalties Associated with Level of Debt Service Revenue



QUESTIONS?