

RESOLUTION

RESOLUTION OF THE BOARD OF TRUSTEES OF THE ECTOR COUNTY INDEPENDENT SCHOOL DISTRICT APPROVING THE REDISTRICTING OF THE DISTRICT'S SINGLE-MEMBER TRUSTEE DISTRICTS AND ESTABLISHING NEW TRUSTEE DISTRICT BOUNDARY LINES FOR TRUSTEE ELECTIONS BASED ON 2020 CENSUS DATA; PROVIDING FOR AN EFFECTIVE DATE; AND PROVIDING FOR THE CONTINUATION OF TERMS OF CURRENT TRUSTEES.

WHEREAS, the results of the 2020 federal Census have been considered and indicate that the single-member trustee districts of the Ector County Independent School District's ("District") are sufficiently out of population balance to require redistricting in order to comply with the "one-person, one-vote" (equal population) principle established by the U.S. Constitution; and

WHEREAS, the District's territorial extent is the whole of Ector County, as are the territorial extents of the Ector County Hospital District ("Hospital") and the Odessa College ("College") (collectively, the "three entities"); each of the three entities has seven single-member election districts; and each desires to develop and adopt a redistricting plan in which their seven districts are identical, in part to reduce the potential for voter confusion and to ease the difficulty of election administration; and

WHEREAS, the District, together with the College and the Hospital, appointed members to the Ector County Redistricting Joint Task Force Committee ("Committee"); and the Committee was charged by the governing bodies of the three entities with the task of developing a redistricting plan to recommend to those governing bodies, with the assistance of the redistricting consultant; and

WHEREAS, the District engaged the law firm of Bickerstaff Heath Delgado Acosta LLP to act as the District's redistricting consultant, including advising and assisting the Board of Trustees and the Committee in preparation of a new redistricting plan in compliance with applicable requirements of state and federal law; and

WHEREAS, on April 11, 2022, the Committee adopted redistricting criteria to assist the District and the public in developing redistricting plans which comply with applicable federal and state laws, and the adopted redistricting criteria were applied in the development of the District's new redistricting plan; and the Board of Trustees of the District hereby ratifies the application of those criteria; and

WHEREAS, on April 11, 2022, the Committee also adopted redistricting guidelines regarding the submission of comments and proposed plans by the public, to ensure the ability of the Committee and the three entities to timely receive and adequately consider public comments; and the Board of Trustees of the District hereby ratifies the application of those guidelines; and

WHEREAS, during the redistricting process the Committee and the District provided notice to the public of the Committee's and the District's proposed discussions and development of a redistricting plan, and public hearings on the same, through meeting agendas posted in

compliance with the Texas Open Meetings Act and notices on the District's website, www.ectorcountysd.org, and

WHEREAS, the Board has considered the proposed redistricting plan at Board meetings on May 10, 2022, and May 17, 2022, and held a public hearing on May 16, 2022, to receive comments on the plan recommended by the Committee and proposed for adoption by the District; and has considered any oral testimony, written comments, advice from the District's redistricting consultant and from the Committee; and

WHEREAS, the Board finds that the attached trustee district redistricting plan is in the best interest of the residents of the District, complies with the adopted redistricting criteria, and is believed to comply with all state and federal requirements; and

WHEREAS, section 11.053 of the Texas Education Code provides that board of trustees of an independent school district that adopts a redistricting plan under section 11.052 may provide for the trustees in office when the plan is adopted or the school district is redistricted to serve for the remainder of their terms in accordance with this section; and, the Board finds that there is a benefit to the operations of the District if the same trustees in office continue until their term expires; and

NOW, THEREFORE, BE IT RESOLVED BY THE BOARD OF TRUSTEES OF THE ECTOR COUNTY INDEPENDENT SCHOOL DISTRICT:

A. That the existing single-member trustee district boundary lines for the District are hereby amended, and the new districting plan depicted on the map attached hereto as **Exhibit A**, defining new trustee districts, as such new districts are further described in the tables attached hereto as **Exhibit B** reporting populations and demographic statistics for each such new district, is hereby adopted and designated to define the District's seven single-member trustee districts from and after the Effective Date; that **Exhibits A** and **B** are incorporated by reference in and made a part of this RESOLUTION, and shall be kept on file in the Board's Office.

B. Pursuant to section 11.053 of the Texas Education Code, the trustees currently in office shall serve out the remainder of their terms; and the trustee positions shall be filled as the staggered terms of trustees then in office expire.

C. That this RESOLUTION shall take and be given effect immediately; and that hereafter all District trustee elections shall be held under and in accordance with the new single-member trustee districting plan here adopted by the Board until such time as a subsequent lawfully-enacted districting plan shall be adopted to replace this plan.

[This portion of the page intentionally left blank.]

PASSED AND APPROVED by the Board of Trustees of the Ector County Independent School District this ____ day of May 2022.

ECTOR COUNTY INDEPENDENT SCHOOL DISTRICT

Tammy Hawkins, Board President

ATTEST:

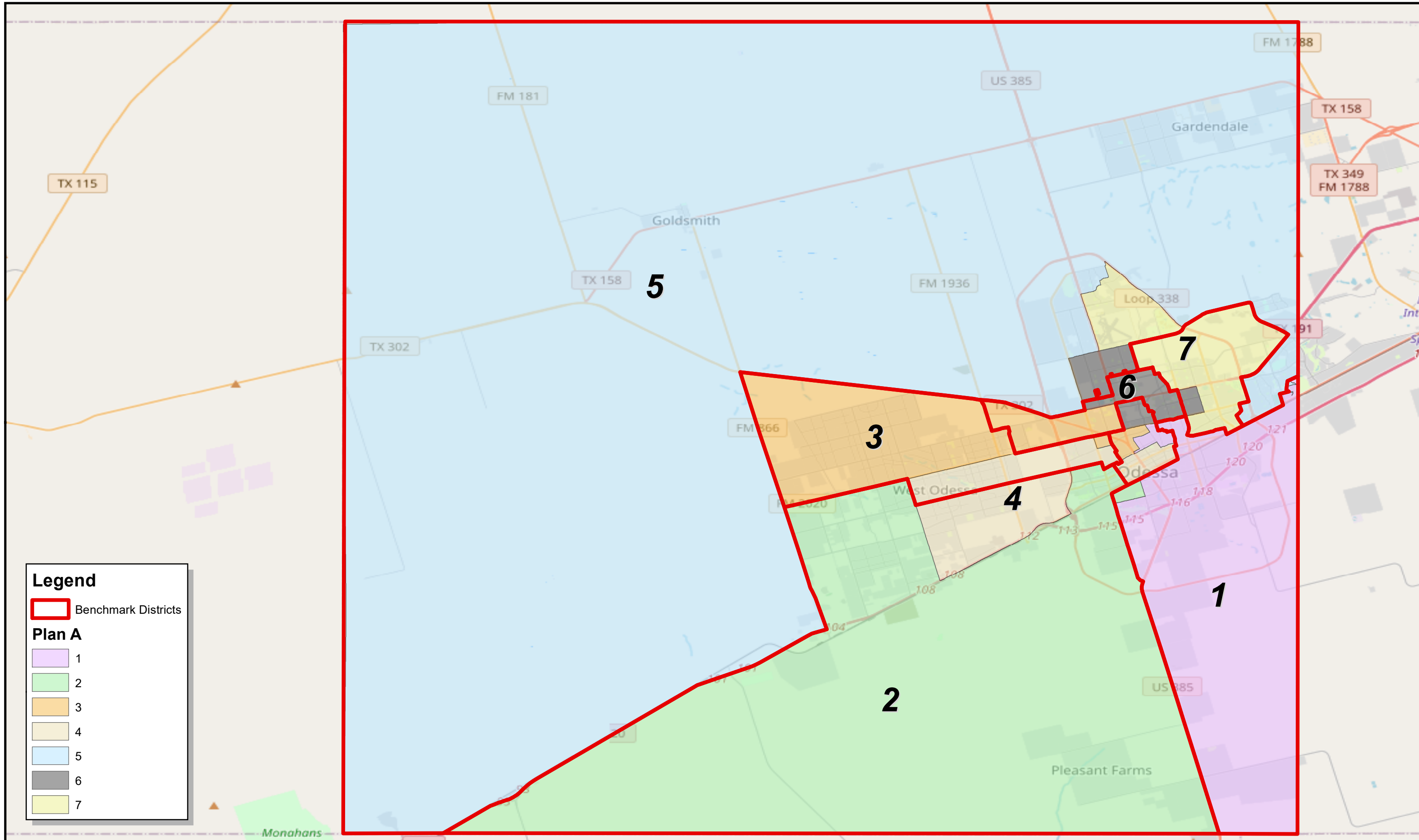
Carol Gregg, Board Secretary

APPROVED AS TO FORM:


Mike Atkins, Legal Counsel

EXHIBIT A








Maps

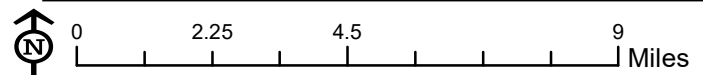


Legend

 Benchmark Districts

Plan A

	1
	2
	3
	4
	5
	6
	7

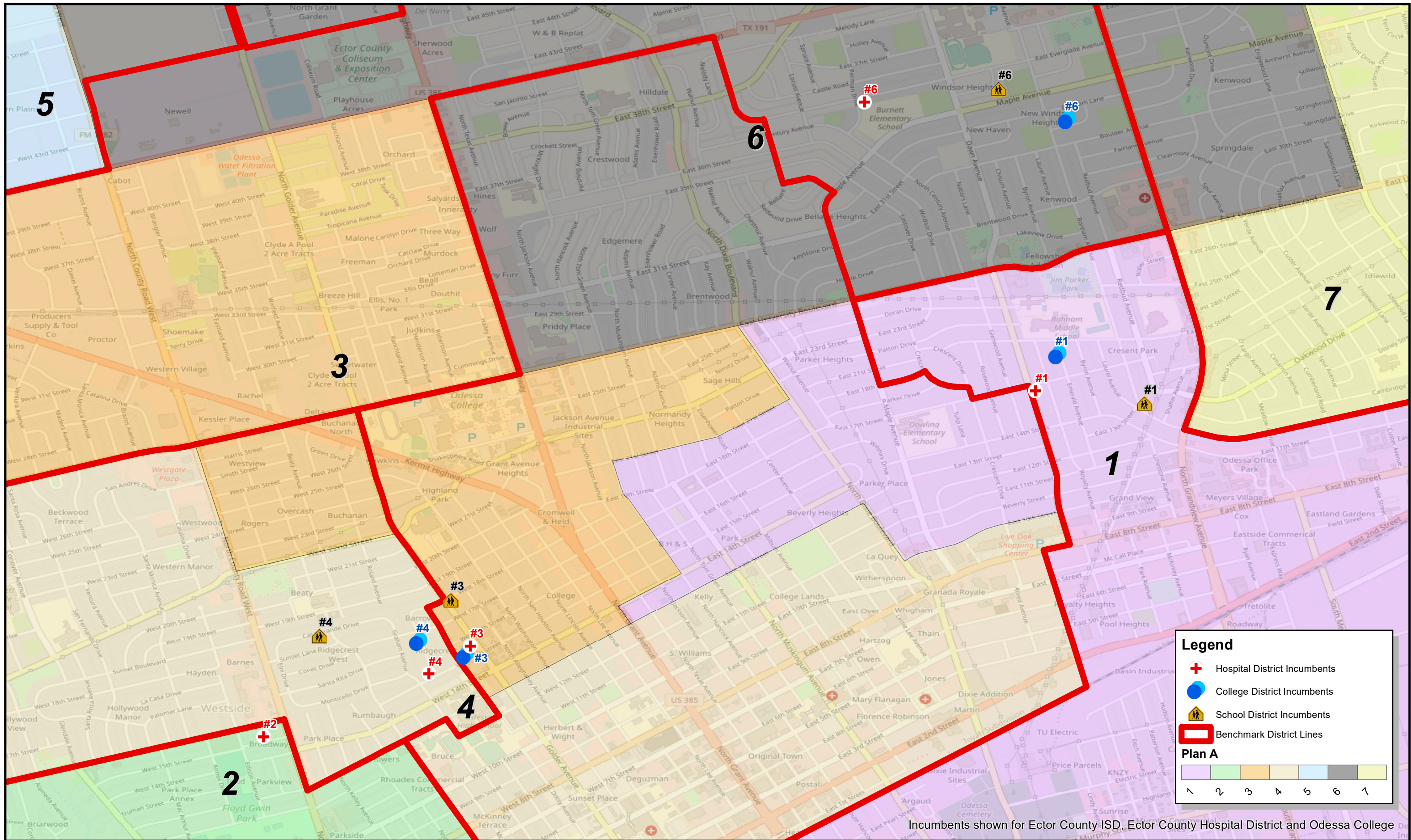


Created: 4/21/2022
Differences between the Benchmark Boundary and the 2021 Census Geography.

Ector County Redistricting Joint Task Force Committee - Plan A

© 2022 Bickerstaff Heath Delgado Acosta LLP
Data Source: Roads, Water and other
features obtained from the 2020
Tiger/line files, U.S. Census Bureau





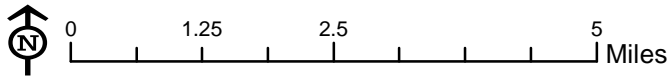
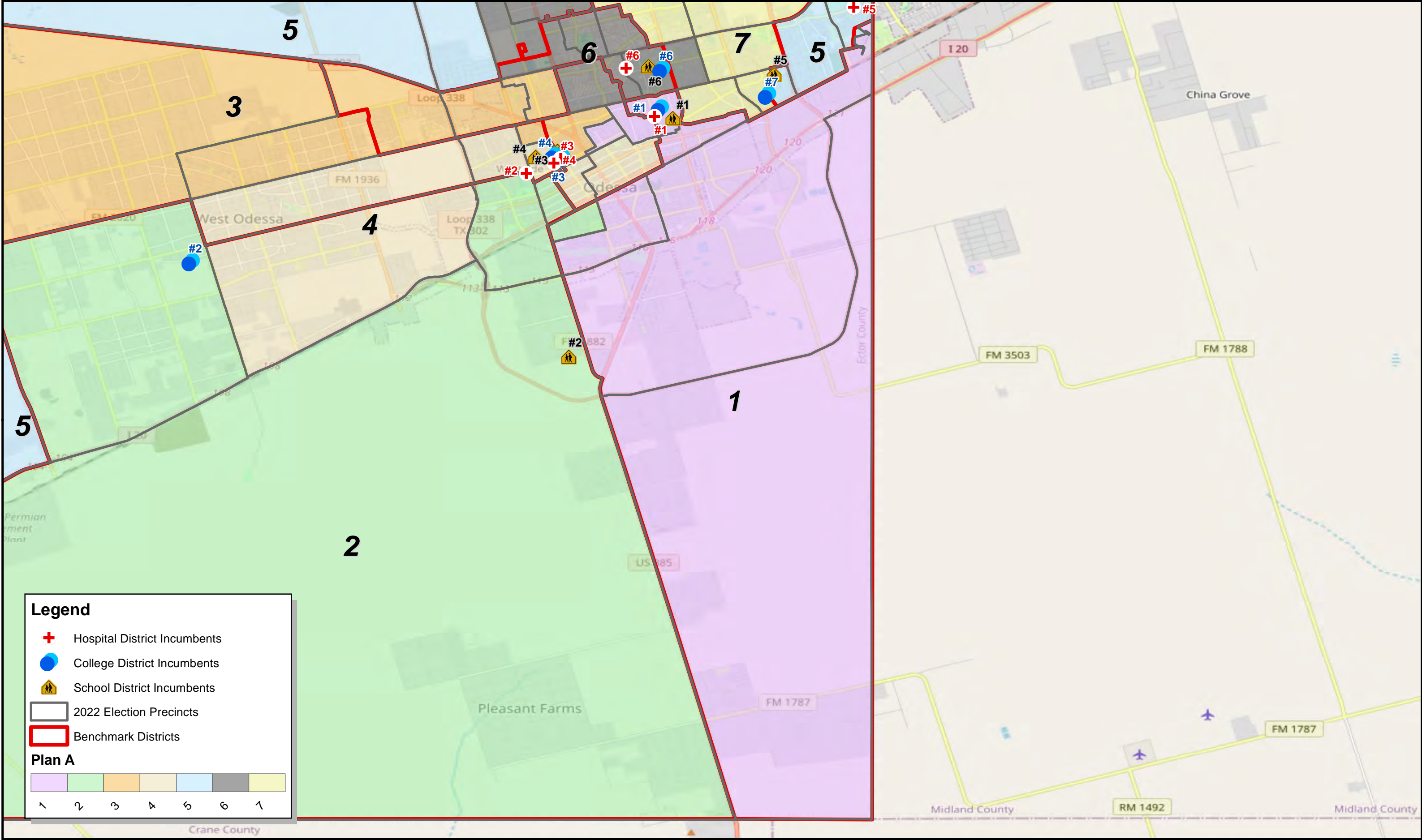
0 0.2 0.4 0.8 Miles

Ector County Redistricting Joint Task Force Committee **Plan A - City Inset** *Incumbent Map*

© 2022 Bickerstaff Heath Delgado Acosta LLP
 Data Source: Roads, Water and other
 features obtained from the 2020
 Tiger/line files, U.S. Census Bureau



Created: 4/21/2022

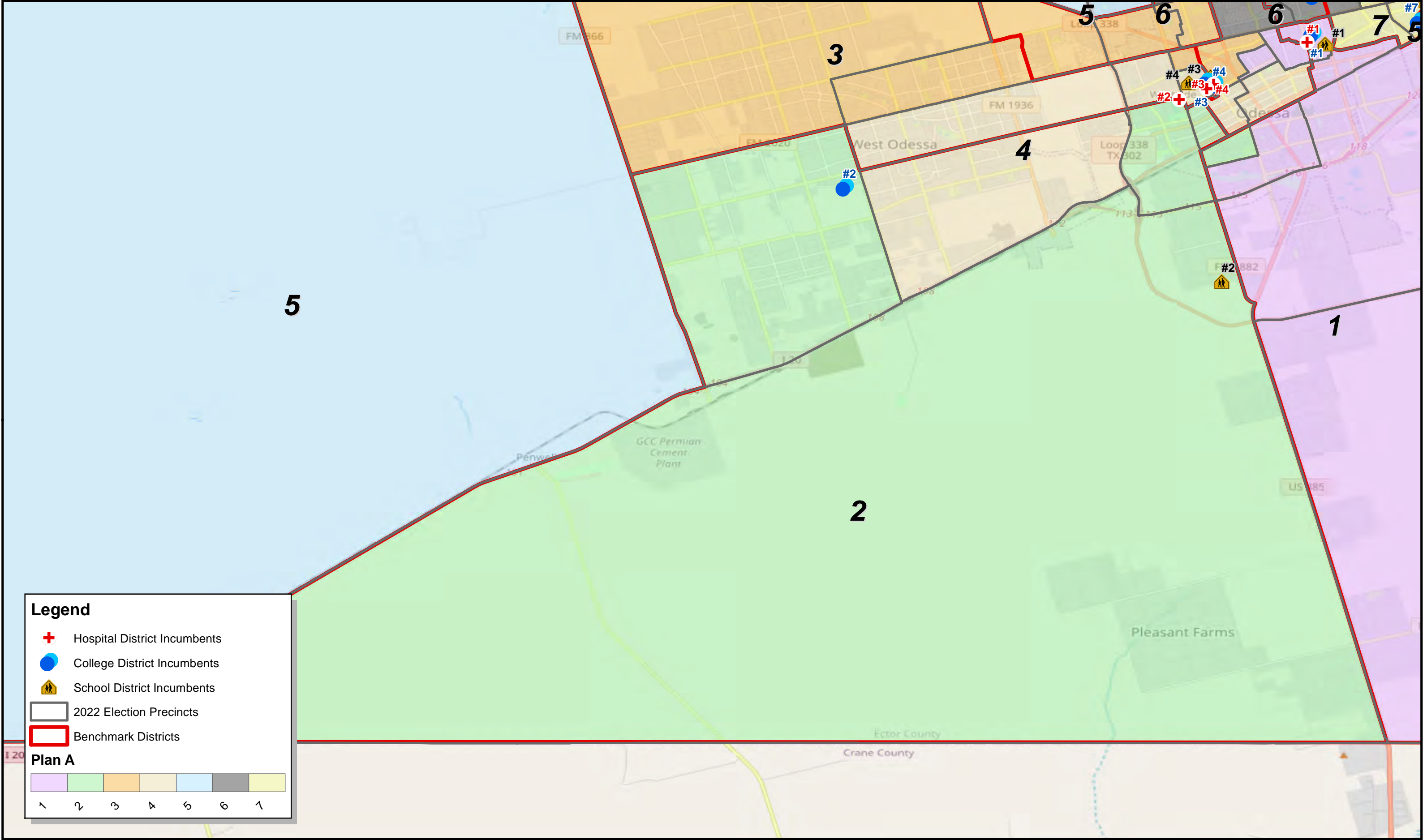


Created: 4/21/2022
Differences between the Benchmark Boundary and the 2021 Census Geography.

Ector County Redistricting
Joint Task Force Committee - Plan A
District 1

© 2022 Bickerstaff Heath Delgado Acosta LLP
Data Source: Roads, Water and other
features obtained from the 2020
Tiger/line files, U.S. Census Bureau





Legend

Hospital District Incumbents

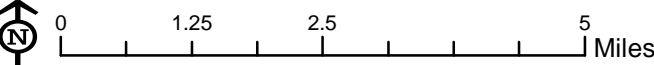
College District Incumbents

School District Incumbents

2022 Election Precincts

Benchmark Districts

Plan A

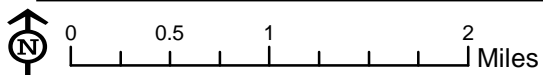
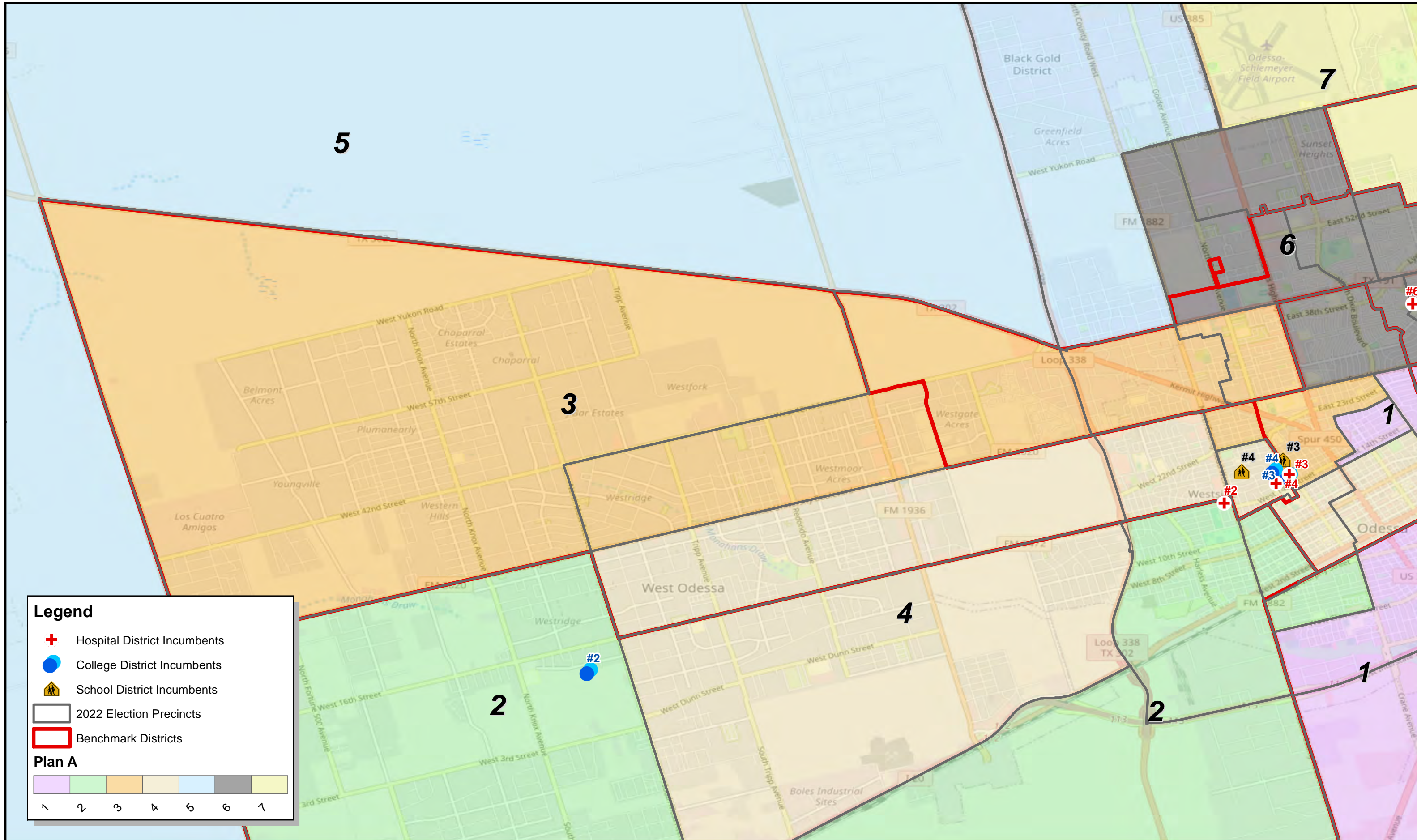


Created: 4/21/2022
Differences between the Benchmark Boundary and the 2021 Census Geography.

Ector County Redistricting

Joint Task Force Committee - Plan A

District 2



Created: 4/21/2022
Differences between the Benchmark Boundary and the 2021 Census Geography.

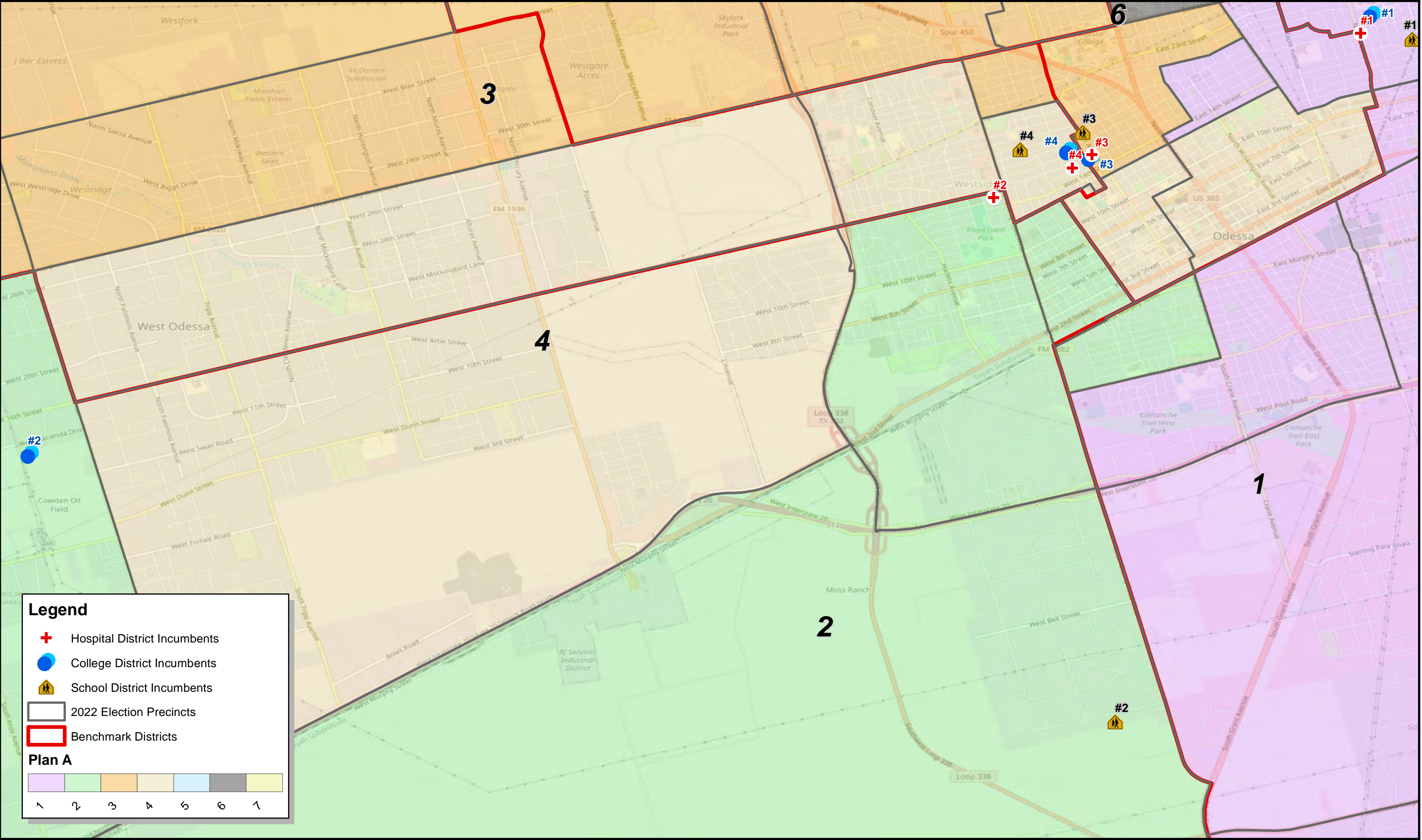
Ector County Redistricting

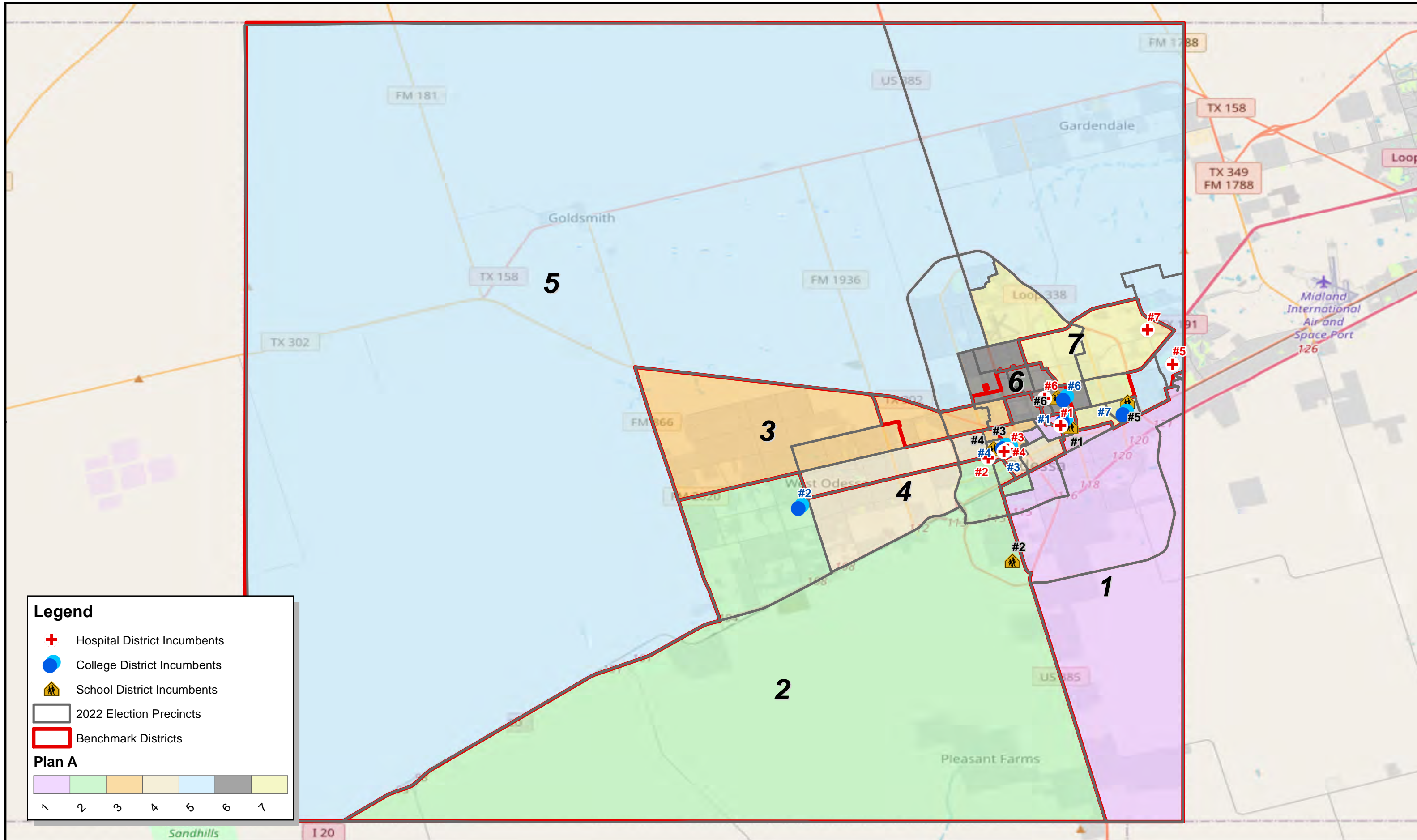
Joint Task Force Committee - Plan A

District 3

© 2022 Bickerstaff Heath Delgado Acosta LLP
Data Source: Roads, Water and other
features obtained from the 2020
Tiger/line files, U.S. Census Bureau



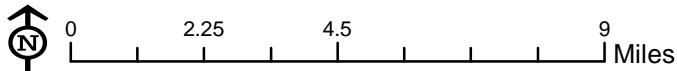




Legend

- Hospital District Incumbents
- College District Incumbents
- School District Incumbents
- 2022 Election Precincts
- Benchmark Districts

Plan A



Created: 4/21/2022
Differences between the Benchmark Boundary and the 2021 Census Geography.

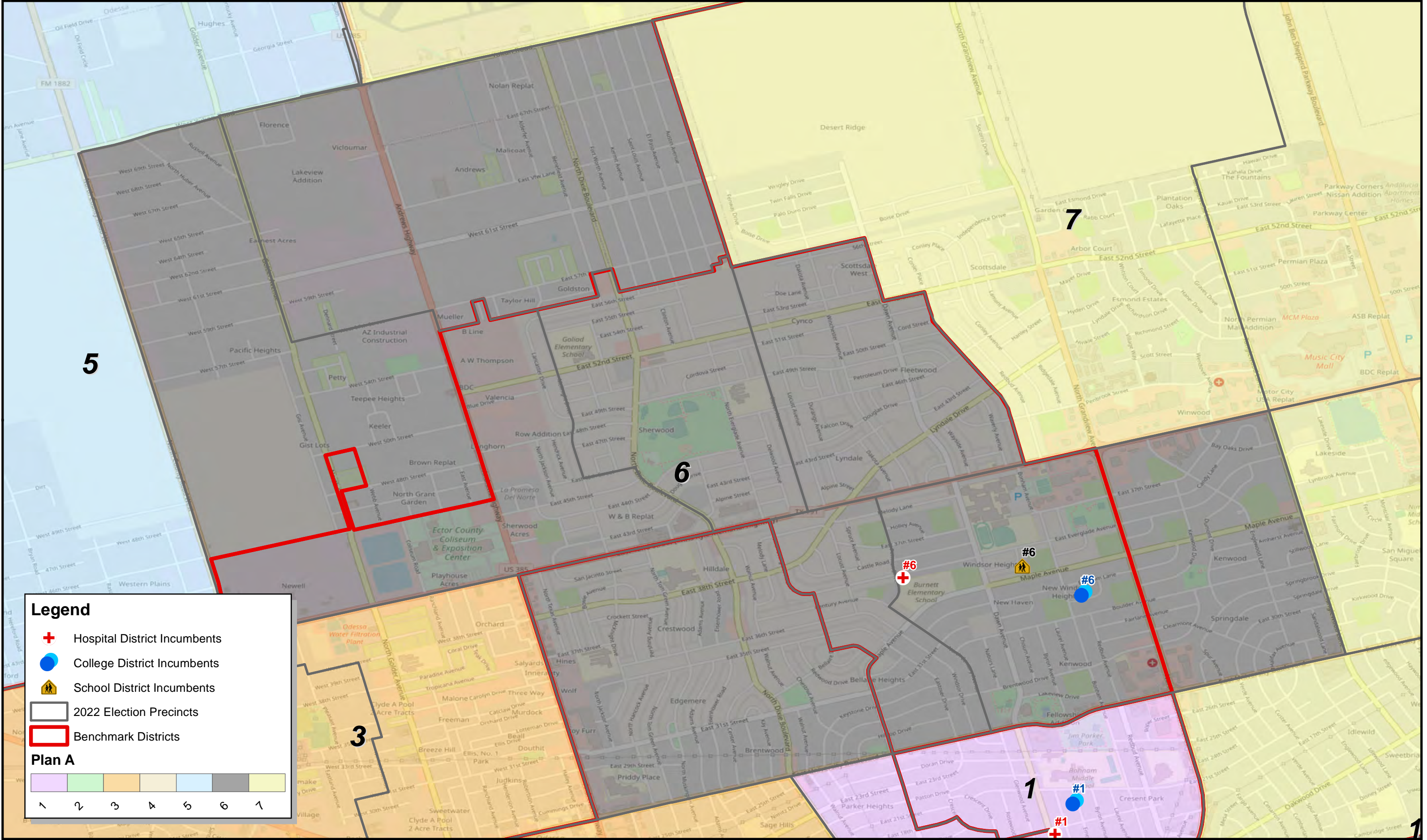
Ector County Redistricting

Joint Task Force Committee - Plan A

District 5

© 2022 Bickerstaff Heath Delgado Acosta LLP
Data Source: Roads, Water and other features obtained from the 2020 Tiger/line files, U.S. Census Bureau



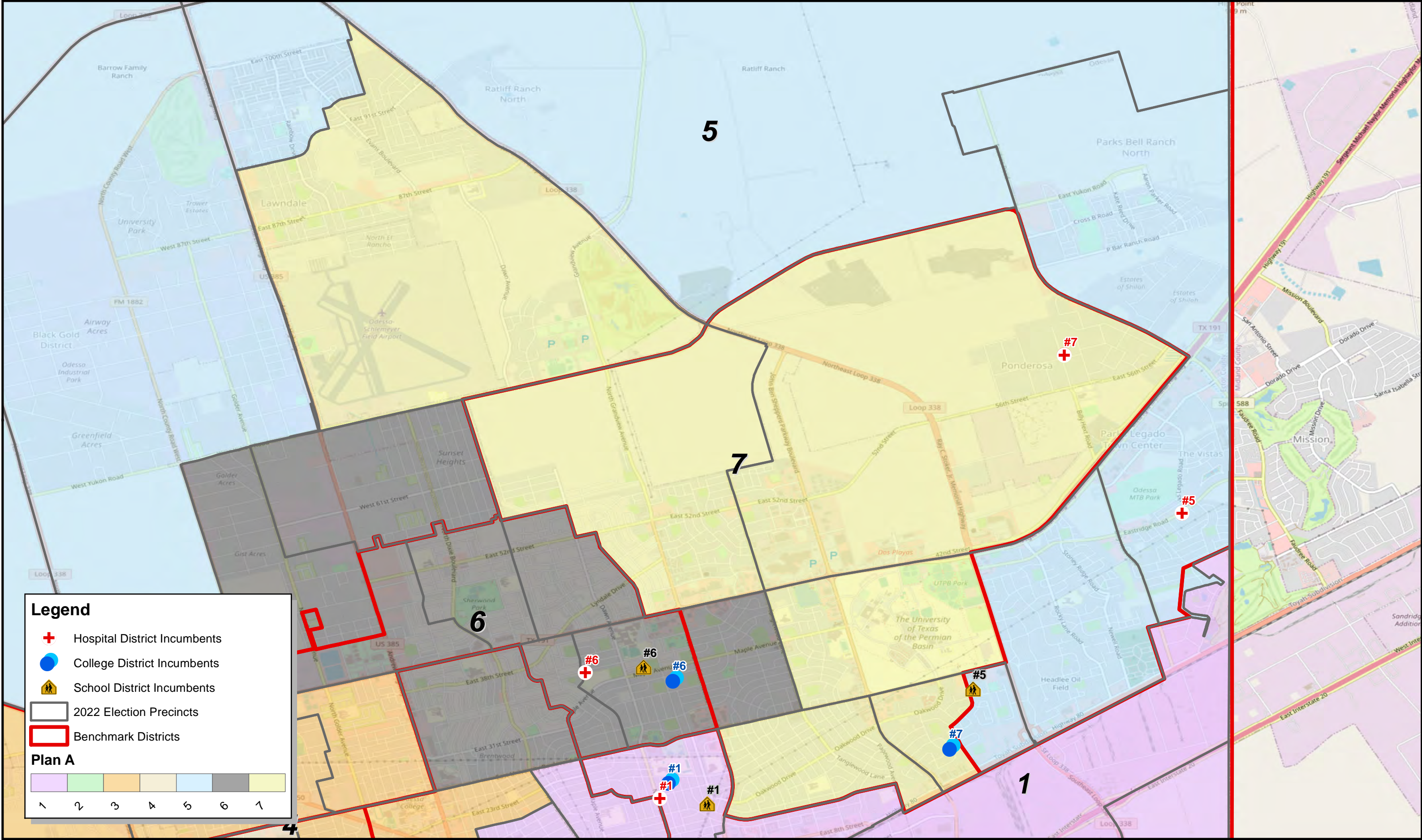


Ector County Redistricting
Joint Task Force Committee - Plan A
District 6

Created: 4/21/2022
Differences between the Benchmark Boundary and the 2021 Census Geography.

© 2022 Bickerstaff Heath Delgado Acosta LLP
Data Source: Roads, Water and other features obtained from the 2020 Tiger/line files, U.S. Census Bureau



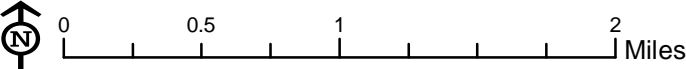


Legend

- Hospital District Incumbents
- College District Incumbents
- School District Incumbents
- 2022 Election Precincts
- Benchmark Districts

Plan A

1 2 3 4 5 6 7



Created: 4/21/2022
Differences between the Benchmark Boundary and the 2021 Census Geography.

Ector County Redistricting

Joint Task Force Committee - Plan A

District 7

© 2022 Bickerstaff Heath Delgado Acosta LLP
Data Source: Roads, Water and other
features obtained from the 2020
Tiger/line files, U.S. Census Bureau



EXHIBIT B

Tables

Ector County Redistricting Joint Task Force Committee - Plan A

Demographics Report - Detailed 2020 Census Total Population

Plan Last Edited on: 4/18/2022 9:17:22 AM

District	Persons	Ideal Size	Deviation	Hispanic	Hispanic % of Total Population	ANGLO	Non-Hispanic Anglo % of Total Population	Black	Black % of Total Population	Asian	Asian % of Total Population	AM Indian Native	IND / NAT % TOT Pop.	Haw Pac. Isl.	HAW/ PAC % of Total Pop.	Other	Other % of Total Pop.	Two or More Races	Two or More Races % Tot Pop
1	23,180	23,596	-1.76%	16,215	69.95%	4,243	18.30%	2,114	9.12%	114	0.49%	57	0.25%	23	0.10%	84	0.36%	330	1.42%
2	22,414	23,596	-5.01%	18,273	81.52%	3,249	14.50%	549	2.45%	40	0.18%	52	0.23%	31	0.14%	41	0.18%	179	0.80%
3	24,354	23,596	3.21%	17,010	69.84%	5,870	24.10%	686	2.82%	224	0.92%	55	0.23%	65	0.27%	79	0.32%	365	1.50%
4	22,440	23,596	-4.90%	15,923	70.96%	5,472	24.39%	503	2.24%	118	0.53%	51	0.23%	14	0.06%	44	0.20%	315	1.40%
5	23,986	23,596	1.65%	9,565	39.88%	11,968	49.90%	953	3.97%	677	2.82%	95	0.40%	64	0.27%	74	0.31%	590	2.46%
6	24,592	23,596	4.22%	12,705	51.66%	9,613	39.09%	1,105	4.49%	285	1.16%	131	0.53%	72	0.29%	60	0.24%	621	2.53%
7	24,205	23,596	2.58%	10,360	42.80%	10,608	43.83%	1,520	6.28%	799	3.30%	127	0.52%	58	0.24%	110	0.45%	623	2.57%
TOTAL:	165,171			100,051	60.57%	51,023	30.89%	7,430	4.50%	2,257	1.37%	568	0.34%	327	0.20%	492	0.30%	3,023	1.83%

Ideal Size: 165171 / 7 = 23596

Total Population: 165,171

Overall Deviation: 9.23%

Some percentages may be subject to rounding errors.

Ector County Redistricting Committee Joint Task Force - Plan A

Demographics Report - Detailed 2020 Census Voting Age Population



Plan Last Edited on: 4/18/2022 9:17:22 AM

District	Total VAP	Hispanic VAP	% Hispanic VAP	Anglo VAP	% Anglo VAP	Black VAP	% Black VAP	Asian VAP	% Asian VAP	AM IND NATIVE VAP	% AM IND NATIVE VAP	HAW/PAC VAP	% HAW/PAC VAP	Other VAP	% Other VAP	Two or More Races VAP	% Two or more VAP
1	16,954	11,395	67.21%	3,469	20.46%	1,663	9.81%	85	0.50%	53	0.31%	13	0.08%	51	0.30%	225	1.33%
2	15,781	12,551	79.53%	2,570	16.29%	425	2.69%	34	0.22%	40	0.25%	14	0.09%	21	0.13%	126	0.80%
3	17,461	11,582	66.33%	4,808	27.54%	498	2.85%	170	0.97%	44	0.25%	34	0.19%	59	0.34%	266	1.52%
4	16,216	10,969	67.64%	4,495	27.72%	372	2.29%	92	0.57%	45	0.28%	10	0.06%	26	0.16%	207	1.28%
5	17,323	6,173	35.63%	9,356	54.01%	669	3.86%	532	3.07%	63	0.36%	42	0.24%	59	0.34%	429	2.48%
6	17,701	8,405	47.48%	7,709	43.55%	770	4.35%	223	1.26%	111	0.63%	51	0.29%	32	0.18%	400	2.26%
7	18,024	7,084	39.30%	8,546	47.41%	1,123	6.23%	639	3.55%	111	0.62%	34	0.19%	70	0.39%	417	2.31%
TOTALS:	119,460	68,159	57.06%	40,953	34.28%	5,520	4.62%	1,775	1.49%	467	0.39%	198	0.17%	318	0.27%	2,070	1.73%

* VAP - Voting Age Population

Some percentages may be subject to rounding errors.

Demographics Report - Summary 2020 Census Total Population

Plan Last Edited on: 4/18/2022 9:17:22 AM

District	Persons	Ideal Size	Deviation	Hispanic % of Total Population	Non-Hispanic White % of Total Population	Non-Hispanic Black % of Total Population	Non-Hispanic Asian % of Total Population	Non-Hispanic Other % of Total Population
1	23,180	23,596	-1.76%	69.95%	18.30%	9.12%	0.49%	2.13%
2	22,414	23,596	-5.01%	81.52%	14.50%	2.45%	0.18%	1.35%
3	24,354	23,596	3.21%	69.84%	24.10%	2.82%	0.92%	2.32%
4	22,440	23,596	-4.90%	70.96%	24.39%	2.24%	0.53%	1.89%
5	23,986	23,596	1.65%	39.88%	49.90%	3.97%	2.82%	3.43%
6	24,592	23,596	4.22%	51.66%	39.09%	4.49%	1.16%	3.59%
7	24,205	23,596	2.58%	42.80%	43.83%	6.28%	3.30%	3.79%

TOTAL: 165,171 60.57% 30.89% 4.50% 1.37% 2.67%

Ideal Size: $165171 / 7 = 23596$

Total Population: 165,171

Overall Deviation: 9.23%

Some percentages may be subject to rounding errors.

Demographics Report - Summary 2020 Census Voting Age Population

Plan Last Edited on: 4/18/2022 9:17:22 AM

District	Total VAP*		Hispanic % of Total VAP	Non-Hispanic Anglo % of Total VAP	Non-Hispanic Black % of Total VAP	Non-Hispanic Asian % of Total VAP	Non-Hispanic Other % of Total VAP
1	16,954		67.21%	20.46%	9.81%	0.50%	2.02%
2	15,781		79.53%	16.29%	2.69%	0.22%	1.27%
3	17,461		66.33%	27.54%	2.85%	0.97%	2.31%
4	16,216		67.64%	27.72%	2.29%	0.57%	1.78%
5	17,323		35.63%	54.01%	3.86%	3.07%	3.42%
6	17,701		47.48%	43.55%	4.35%	1.26%	3.36%
7	18,024		39.30%	47.41%	6.23%	3.55%	3.51%
	119,460		57.06%	34.28%	4.62%	1.49%	2.56%

* VAP - Voting Age Population

Some percentages may be subject to rounding errors.