

# Educational | Operations and Maintenance | Transportation | IMRF | Capital Projects | Working Cash | Tort

For the Period Ending June 30, 2020

Projected Year-End Balances  
as % of Budgeted Revenue  
39.05%




Actual YTD Revenues



Projected YTD Revenues  
100.00%

Actual YTD Local Sources



Projected YTD Local Sources  
100.00%

Actual YTD State Sources



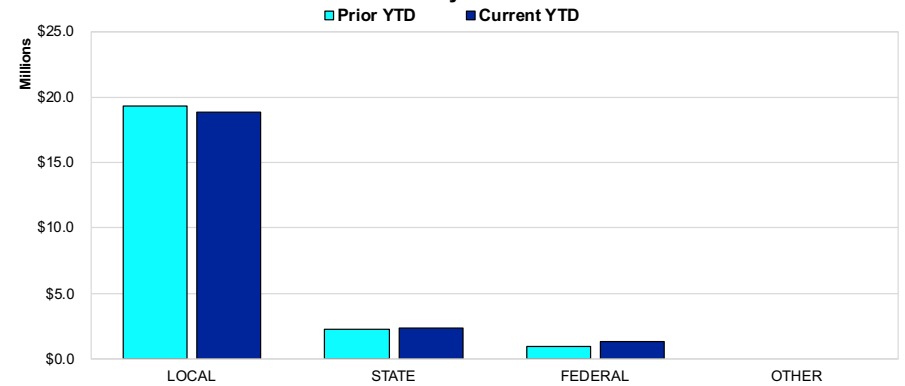
Projected YTD State Sources  
100.00%

## All Funds | Top 10 Sources of Revenue YTD

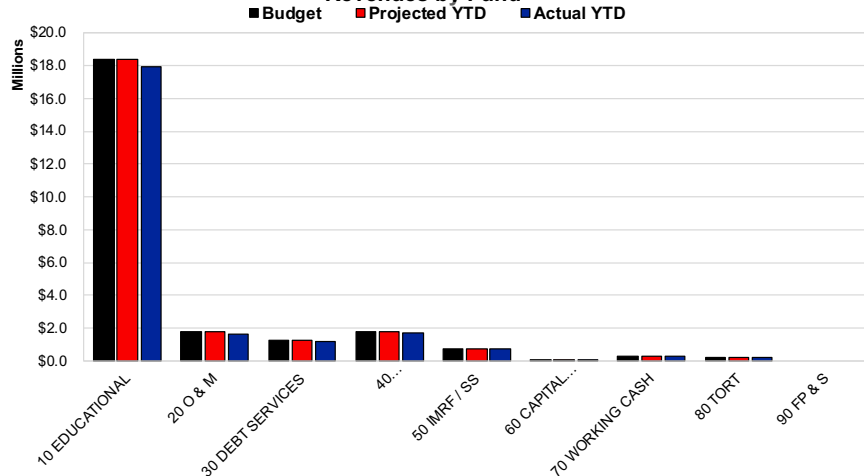
Ad Valorem Taxes	\$18,960,805
Unrestricted Grants-in-Aid	\$1,805,832
Food Service	\$529,775
State Transportation Reimbursement	\$500,999
Federal Special Education	\$415,554
Other Revenue from Local Sources	\$406,249
Textbook Income	\$250,072
Restricted Grants-In-Aid Received from the Federal Govt Thru	\$232,152
Earnings on Investments	\$189,064
Food Service	\$147,612

Percent of Total Revenues Year-to-Date 98.60%

## Revenues by Source



## Revenues by Fund



## Revenues by Source

