

# Academic Health Report

3rd Nine Week Data









April 23, 2024

*“One Team, One Goal ... No  
Limits, No Bounds”*








# 3rd Nine Week Data - ELEMENTARY CAMPUSES

## ATTENDANCE YTD (3 year comparison)

CAMPUS	2021-2022	2022-2023	2023-2024
<b>Armstrong</b>	88.50%	91.35%	91.69% 
<b>Benavidez</b>	90.52%	92.43%	92.85% 
<b>Carrillo</b>	89.24%	90.25%	92.50% 
<b>Five Palms</b>	89.38%	90.49%	92.65% 
<b>Hutchins</b>	91.17%	92.33%	93.05% 
<b>Madla</b>	88.66%	89.41%	90.98% 
<b>Palo Alto</b>	86.14%	88.43%	88.54% 
<b>Price</b>	89.62%	90.69%	92.78% 

# 3rd Nine Week Data - SECONDARY CAMPUSES

## ATTENDANCE YTD (3 year comparison)

CAMPUS	2021-2022	2022-2023	2023-2024
Dwight	86.6%	89.18%	90.86% 
Shepard	86.49%	89.10%	90.90% 
Zamora	89.06%	91.05%	92.39% 
SSHS	80.24%	89.07%	90.60% 
WCHS**	86.66%	88.48%	88.03% 

\* District Waiver has been submitted for 1/17/2024.

\*\* Campus Waiver has been submitted for 10/26/2023.

# 3rd Nine Week Data

## ATTENDANCE INTERVENTIONS

<b>Attendance Intervention(s) Provided</b>	
<b>Date: 08/09/2023 to 04/19/2024</b>	
<b><i>Intervention(s)</i></b>	<b><i>Total</i></b>
Warning Letters	2449
Attendance Contracts	1952
Home Visits	1240*
Court Mediations	679

\*Home Visit count only includes currently enrolled students. This count does not include leaver tracking or campus administration visits from the first nine weeks of the school year.

# DATA POINTS

## Focus (2023-2024)

- **TEKS Specificity**
- **Curriculum Alignment**
- **Student Response Protocol for Student Engagement**

## Universal Screener

- The administration of an assessment to all students in the classroom. The purpose of this assessment is to determine which students may be struggling with reading and math skills.

## 9 Week Assessment

- Cumulative assessment of content knowledge and monitoring student progress. (STAAR Cut Scores utilized to determine Approaches, Meets, and Masters.)

## 9 Week Grades










- A variety of assessment strategies will be used to determine student's mastery of content knowledge every 9-weeks.

## STAAR/EOC

- Reading/Writing - Grades 3-8, English I, English II
- Math - Grades 3-8/9 (Algebra I)
- Science - Grades 5, 8, Biology
- Social Studies - Grades 8, US History






# 3rd Nine Week Data - ELEMENTARY CAMPUSES

## PASSING RATE (3 year comparison)

CAMPUS	2021-2022 January 5 - March 25	2022-2023 January 4 - March 10	2023-2024 January 9 - March 8
Armstrong	90.3%	92.76%	93.09% 
Benavidez	83.1%	90.48%	88.65% 
Carrillo	94.1%	90.53%	89.17% 
Five Palms	77.3%	78.16%	92.29% 
Hutchins	92.5%	92.38%	93.31% 
Madla	83.6%	91.21%	88.84% 
Palo Alto	93.2%	95.70%	89.28% 
Price	86.6%	91.14%	88.65% 
Overall	87.6%	90.29%	90.41% 

# 3rd Nine Week Data - SECONDARY CAMPUSES

## PASSING RATE (3 year comparison)

<b>CAMPUS</b>	<b>2021-2022</b> January 5 - March 25	<b>2022-2023</b> January 4 - March 10	<b>2023-2024</b> January 9 - March 8
<b>Dwight</b>	87.40%	76.30%	<b>92.14%</b> 
<b>Shepard</b>	71.40%	67.00%	<b>74.14%</b> 
<b>Zamora</b>	69.80%	72.01%	<b>73.71%</b> 
<b>SSHS</b>	37.80%	57.16%	<b>62.09%</b> 
<b>WCHS</b>	63.20%	38.14%	<b>63.70%</b> 

# 3rd Nine-Week District Benchmark Logistics

## Timeframe

- The administration of the benchmark was given in ***early February about a month before the normal benchmark window***. This was
  - 9-10 weeks before the Math STAAR Administration,
  - 8-9 weeks before the Science STAAR Administration,
  - 7- 8 weeks before the Reading STAAR Administration, and
  - 8-9 weeks before the US History and Social Studies STAAR Administration depending on the grade level.







## TEKS Coverage versus Tested TEKS

- The benchmark assessment was ***comprehensive***
- Depending on the content and course ***up to 31% of the tested material was not covered.***









# 3rd Nine Week Data - READING

## District Benchmark Data (STAAR Comparison)

	% APPROACHES	% MEETS	% MASTERS
9 Week Assessment	52% 	22% 	7% 
STAAR 2023	54% 	25% 	8% 

### 3rd-5th Grade

23% of TEKS not taught prior to benchmark




CAMPUS	% APPROACHES	% MEETS	% MASTERS
9 Week Assessment	56% 	26% 	8% 
STAAR 2023	55% 	27% 	9% 

### 6th-8th Grade

23% of TEKS not taught prior to benchmark

# 3rd Nine Week Data - HIGH SCHOOL CAMPUSES

## District Benchmark Data (STAAR Comparison)

CAMPUS	% APPROACHES	% MEETS	% MASTERS
9 Week Assessment	53% 	41% 	3% 
STAAR 2023	47%	28%	2%

### End of Course







- ENGLISH I

- ENGLISH II

*23% of TEKS not taught prior to benchmark*

# 3rd Nine Week Data - MATH

## District Benchmark Data (STAAR Comparison)

	% APPROACHES	% MEETS	% MASTERS
9 Week Assessment	40% 	12% 	3% 
STAAR 2023	52% 	20% 	5% 







### 3rd-5th Grade

*Percentage of TEKS not taught prior to benchmark*

3rd - 10%

4th - 13%

5th - 7%

CAMPUS	% APPROACHES	% MEETS	% MASTERS
9 Week Assessment	45% 	11% 	2% 
STAAR 2023	48% 	15% 	3% 

### 6th-8th Grade







*Percentage of TEKS not taught prior to benchmark*

6th - 17%

8th - 25%

# 3rd Nine Week Data - ALGEBRA I

## District Benchmark Data (STAAR Comparison)





CAMPUS	% APPROACHES	% MEETS	% MASTERS
9 Week Assessment	44% 	7% 	1% 
STAAR 2023	41% 	6% 	1% 

### End of Course ALGEBRA I

*30% of TEKS not taught prior to benchmark*







# 3rd 9 Weeks Data - SCIENCE

## District Assessment Data (STAAR Comparison)

CAMPUS	% APPROACHES	% MEETS	% MASTERS
9 Week Assessment	29% 	12% 	1% 
STAAR 2023	31%	9%	2% 

### 5th Grade

*31% of TEKS not taught prior to benchmark*




CAMPUS	% APPROACHES	% MEETS	% MASTERS
9 Week Assessment	39% 	17% 	2% 
STAAR 2023	56% 	24% 	4% 

### 8th Grade

*29% of TEKS not taught prior to benchmark*

# 3rd Nine Week Data - HIGH SCHOOL

## District Benchmark Data (STAAR Comparison)

CAMPUS	% APPROACHES	% MEETS	% MASTERS
9 Week Assessment	85% 	44% 	7% 
STAAR 2023	77%	37%	8%

### End of Course BIOLOGY







*13% of TEKS not taught prior to benchmark*

# 3rd Nine Week Data - SOCIAL STUDIES

## District Assessment Data (STAAR Comparison)







### 8th Grade

*10% of TEKS not taught prior to benchmark*

CAMPUS	% APPROACHES	% MEETS	% MASTERS
9 Week Assessment	40% 	17% 	6% 
STAAR 2023	45% 	17% 	5% 

### End of Course US HISTORY

*30% of TEKS not taught prior to benchmark*

CAMPUS	% APPROACHES	% MEETS	% MASTERS
9 Week Assessment	78% 	38% 	8% 
STAAR 2023	89% 	45% 	18% 

# STAAR/End of Course Testing Window

## April 10 – May 3

April 10 ✓	English I End of Course
April 11 ✓	English II End of Course
April 16 ✓	STAAR Reading Language Arts Grades 3, 4, 5, 6, 7, 8
April 17 ✓	Biology End of Course
April 18 ✓	US History End of Course STAAR Social Studies, Grade 8
<i>April 19 ✓</i>	<i>Last Day Make-Up Sessions English I/II, STAAR RLA (Grades 3-8)</i>
April 23 ✓	STAAR Science, Grades 5, 8
April 24	End of Course Algebra I (High School ONLY)
<i>April 25</i>	<i>Last Day Make-Up Session Biology, US History, Science (Gr 5, 8), Social Studies (Grade 8)</i>
April 30	Algebra I End of Course (Middle School ONLY) STAAR Mathematics Grades 3, 4, 5, 6, 7, 8
<i>May 3</i>	<i>Last Day Make-Up Session Algebra I EOC, STAAR Math (Grades 3-8)</i>





### SSAISD Five Palms Elementary

March 21 · 🌐



The cafeteria was filled to capacity during today's STAAR Night, with students and parents enthusiastically participating in the event. Everyone enjoyed slices of pizza while reviewing student's data folders, containing information about their progress and achievements. Thank you to everyone that made it out.



### SSAISD Hutchins Elementary School

April 11 at 7:15 PM · 🌐



Thanks to all the parents for attending the STAAR Motivational meeting tonight. We wish all our 3rd-5th grade students the best of luck next Tuesday!



### SSAISD Roy P Benavidez Elementary

April 14 at 4:50 PM · 🌐



Benavidez STAAR Family Picnic on Friday was great. Enjoyed seeing our students that will be taking the STAAR test spend time with their parent or guardian during a special picnic time. ❤️







# Price Vocabulary Parade

Date: Friday, March 8th

Time: 1:15 pm

Place: Price Elementary

write the definition	use it in a sentence
<b>Most Likely to be remembered</b>	Join us at Price for a memorable vocabulary parade.
 Memorable word	
<b>unforgettable</b>	
write a synonym	draw a picture

## Counselor Sanchez' STAAR Tips for Parents PALO ALTO ELEMENTARY

Make sure your student has a healthy breakfast the day of the test.



Encourage your student to get a good night sleep. Elementary age students need an average of 9-11 hours of sleep each night.



Be on time to school.  
SCHOOL STARTS @ 7:30 A.M.  
If your student eats breakfast at school, allow at least 15-20 minutes before the beginning of school.



A "Can Do" attitude will ease anxieties of testing. Encourage your student to do their best and think positive.

Encourage your student to relax by breathing in and out.

BREATHE IN: Pretend to smell a flower  
BREATHE OUT: Pretend to blow on a pendent or pinwheel





SSAISD Dwight Middle School

April 12 at 8:45 AM · 🌐

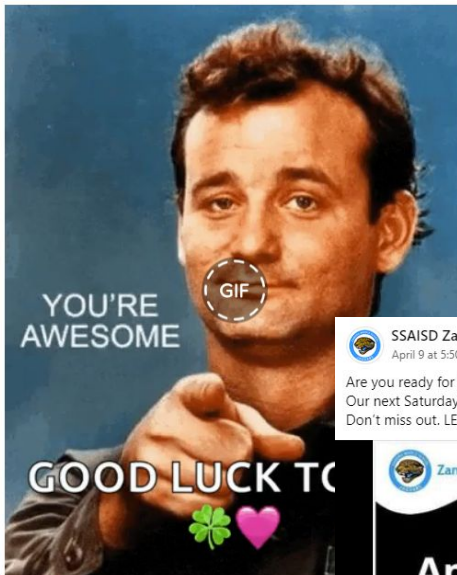


COACH VELA

it done. You know your strategies. Use them. We

West Campus High School  
April 9 at 7:23 PM · 🌐

Cougars!!! Get some good rest tonight. STAAR EOC English 1 test is tomorrow. Please be on time and ready to go. Let's ace this test and show what Cougars can do!!! #HailWest #ClawsOut



GIF

YOU'RE AWESOME

GOOD LUCK TO

SSAISD Zamora Middle School  
April 9 at 5:50 PM · 🌐

Are you ready for STAAR?  
Our next Saturday tutoring is this Saturday, April 13 from 9:00 - 12:00.  
Don't miss out. LEVEL UP JAGS!



Zamora Middle School

Saturday TUTORING SESSIONS

9:00 AM - 12:00 PM

April 13

- ELAR - All grades
- Math - 6th & 7th grade
- Science & Social Studies - 8th Grade
- Algebra Attendance Recovery - 8th grade (by invitation only)
- Spanish Attendance Recovery - 7th & 8th grade (by invitation only)

April 20

- Math - All grades
- Science - 8th Grade
- Algebra Attendance Recovery - 8th grade (by invitation only)
- Spanish Attendance Recovery - 7th / 8th grade (by invitation only)



- Doors will open at 8:45 am
- Gates will be closed at 9:00 am
- Students will meet in the cafeteria
- Snacks will be served

LEVEL UP JAGS

Made with PosterMyWall.com

Alan B. Shepard Middle School  
April 2 at 3:58 PM · 🌐

Learning and Having fun with our Science Saturday Tutoring!



# STAAR Completion Data

Test Date	Test Name	Total Eligible Students	Total Students Completed	Percent Completed						
April 10	ENG I EOC	775	772	99.61%						
April 11	ENG II EOC	753	746	99.07%	April 23	SCI 5	552			
April 16	RLA 3	494	486	98.38%	April 23	SCI 8	563			
April 16	RLA 4	527	518	98.29%	April 24	ALG I HS	559			
April 16	RLA 5	553	546	98.73%	April 30	ALG I MS	539			
April 16	RLA 6	499	488	97.80%	April 30	MATH 3	494			
April 16	RLA 7	475	463	97.47%	April 30	MATH 4	526			
April 16	RLA 8	563	553	98.22%	April 30	MATH 5	552			
April 17	BIO EOC	606	595	98.18%	April 30	MATH 6	498			
April 18	SOC STUD 8	563	541	96.06%	April 30	MATH 7	21			
April 18	US HIS EOC	498	475	95.38%	April 30	MATH 8	454			
<b>TOTAL</b>							<b>11064</b>	<b>6183</b>	<b>55.88%</b>	

# End of Course Retester Information

## Summer 2024

### EOC Test Dates

June 19 - English I & English II

June 20 - Algebra I, Biology & US History

June 27 - *Last Day Make-up Sessions All  
End of Course Exams*

### Interventions

- Campus intervention plans were created and approved prior to the STAAR Blitz.
- Plans include all students who need to retest.
- Streamlined Curriculum vetted by Teaching and Learning content coordinators and director.
- Curriculum aligned to the specificity of the TEKS and the STAAR assessment format and new item types..

# Student Outcome Goals – HB3

## College Career Military Readiness Update

<b>Goal Progress Measure</b>	<b>2022-2023 Graduates</b>	<b>2023-2024 Projected: 493</b>	<b>2024-2025 Projected: 465</b>	<b>2025-2026 Projected: 638</b>
1.1 OnRamps Enrollment	17%	14%	15%	22%
1.2 Dual Credit (earned)	21%	22-32%	16-34%	Pending TSIA
Number of students enrolled in or completed OnRamps	98	69	70	140

*Projections are pending successful completion of dual credit course.*

*Projections are based on number of actual graduates.*



Are you College, Career, and/or Military Ready? At South San Antonio High School all students will be College, Career, or Military Ready. Students earn their CCMR point with College and Dual Credit hours, Passing the TSI, earning a CTE Certification, or enlisting in the Military. Students who have earned their point got a free Bobcats CCMR shirt!



**BOBCATS ARE COLLEGE, CAREER, AND MILITARY READY!**

- ✓ TSI 2.0 or Earn 9 Dual Credit Hours or Earn a 3 or higher on an AP exam or Earn an Associate Degree or Qualifies for OnRamps Credit
- ✓ Earn an Industry-based Certification (IBC)
- ✓ Enlist in the U.S. Armed Forces or The Texas National Guard and have a completed DD Form 4 on file

**COLLEGE READY** 

**CAREER READY** 

**MILITARY READY** 



**Are you College, Career, and/or Military Ready?**

0:02 / 0:38

**CAMPUS GOAL - 100% OF BOBCATS ARE CCMR READY!**



At South San Antonio High School all students will be College, Career, or Military Ready. Students earn their CCMR point with College and Dual Credit hours, Passing the TSI, earning a CTE Certification, or enlisting in the Military. Students who have earned their point got a free Bobcats CCMR shirt! #PawsUp

