


The image features a group of graduates in silhouette against a light blue, gradient background. They are celebrating, with several individuals holding up their black graduation caps and white diplomas. The scene is captured from a low angle, looking up at the graduates, creating a sense of achievement and triumph. The text 'PANORAMA STUDENT SUCCESS PLATFORM' is overlaid in the center in a bold, white, sans-serif font.

**PANORAMA STUDENT SUCCESS  
PLATFORM**

# WHAT IS PANORAMA?



**PANORAMA**  
EDUCATION

- A systemic and cohesive approach to problem solving to support the whole child.
- A comprehensive platform and framework that supports our District in providing academic, behavioral, and social-emotional support to students.
- Integrates data from various sources to provide a holistic view of student performance.

# HOW IT WORKS

<b>Data Integration</b>	Syncs nightly with student information systems and assessments.
<b>User-Friendly Interface</b>	Intuitive dashboards View student's progress in one spot
<b>Actionable Insights</b>	Identifies trends and provides recommendations for interventions

# PILOT SCHOOLS

Harrison Street Elementary


Mill Creek Elementary

Geneva Middle School North

Geneva Middle School South

# CORE TEAMS

- District Administrators
- Building Administrators
- Psychologists
- Student Support Specialists
- Counselors
- Reading Specialists



# Panorama SuccessPath Framework

	Phase 1	Phase 2	Phase 3
Key Domains in Focus	1-2 domains prioritized (ex. SEL, PBL)	2-4 domains prioritized (ex. academics, SEL, Attendance, Behavior)	Integrated framework of 4+ domains
Roles/Personas Engaged	District administrators are identified ready to adopt.	Counselors and administrators are identified and ready to adopt, and at this stage there may be a select number of teacher leaders adopting.	Counselors, administrators, and all instructional staff (teachers) are identified and ready to adopt.
School-Based Data Practices	Some schools may have expectations for data review and planning in place, but there is no district-wide approach in place.	More than half of schools have expectations for data review and planning in place, but there is opportunity to develop greater consistency, effectiveness, and/or integration across roles and domains (ex. academics and well-being).	Almost all schools have expectations and supports (ex. time and place) for data review and planning, and there is strong integration across roles and domains (ex. academics and well-being).
District Leadership Investment	Leadership is not yet prepared to set priorities or communicate usage expectations due to existing district commitments and needs. The connection between Student Success and key priorities is not well understood.	Leadership is showing emerging readiness to set priorities and communicate usage expectations, with strong buy-in from key leaders and departments. There is an opportunity to broaden investment across the district.	Leadership demonstrates a high level of readiness across both academic and student services departments to set priorities and communicate usage expectations, building on the district's emerging needs and commitments.

# HOW IT WORKS

<b>Data Integration</b>	Syncs nightly with student information systems and assessments.
<b>User-Friendly Interface</b>	Intuitive dashboards View student's progress in one spot
<b>Actionable Insights</b>	Identifies trends and provides recommendations for interventions

The eSchoolPlus logo is a dark blue rectangle containing a white stylized 'P' icon and the text "eSchoolPlus" in white. Below the logo is a light grey rectangular box containing the words "Attendance", "Grades", and "Behavior" in a blue, italicized serif font, stacked vertically.

**eSchoolPlus**

*Attendance*

*Grades*

*Behavior*





# HOW IT WORKS

## Data Integration

Syncs nightly with student information systems and assessments.

## User-Friendly Interface

**Intuitive dashboards**

View District, School, and Students' progress in one spot

## Actionable Insights

Identifies trends and provides recommendations for interventions

# USER FRIENDLY INTERFACE

---

**Combines academic, attendance, behavior, and social-emotional learning (SEL) data.**

---

Data can be considered at a district, building, class, or individual level.

---

**Provides a complete picture of each student's strengths and challenges based on district defined targets.**

# Balcony View

Geneva CUSD 304 (IL)  
4 schools

1,988

Academics

80%

Attendance

85%

Behavior

99%

⌵ All schools

Enrollment

Academics

Attendance

Behavior

Geneva Middle School North

618

88%

83%

99%

Geneva Middle School South

606

86%

83%

99%

Harrison Street School

409

68%

87%

98%

Mill Creek Elementary School

355

71%

89%

98%

[ACTION](#)

On-track in Mathematics [?](#)

**Geneva Middle School North**  
All students

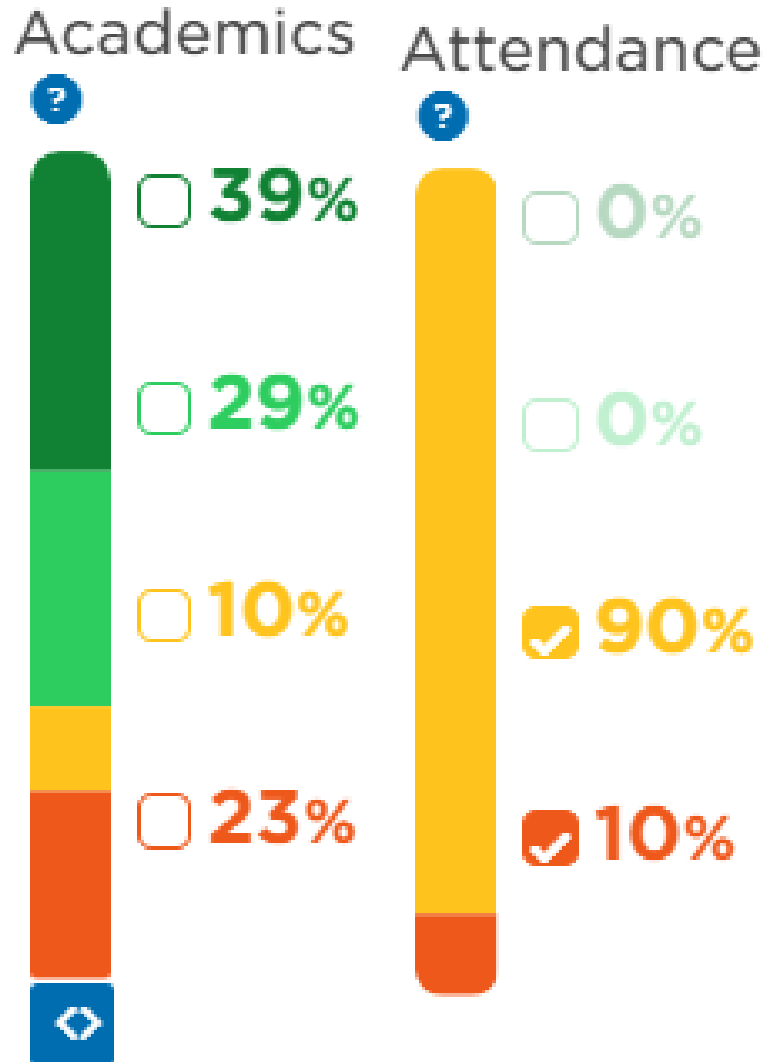
618

**95%**

[▼ Compare](#)

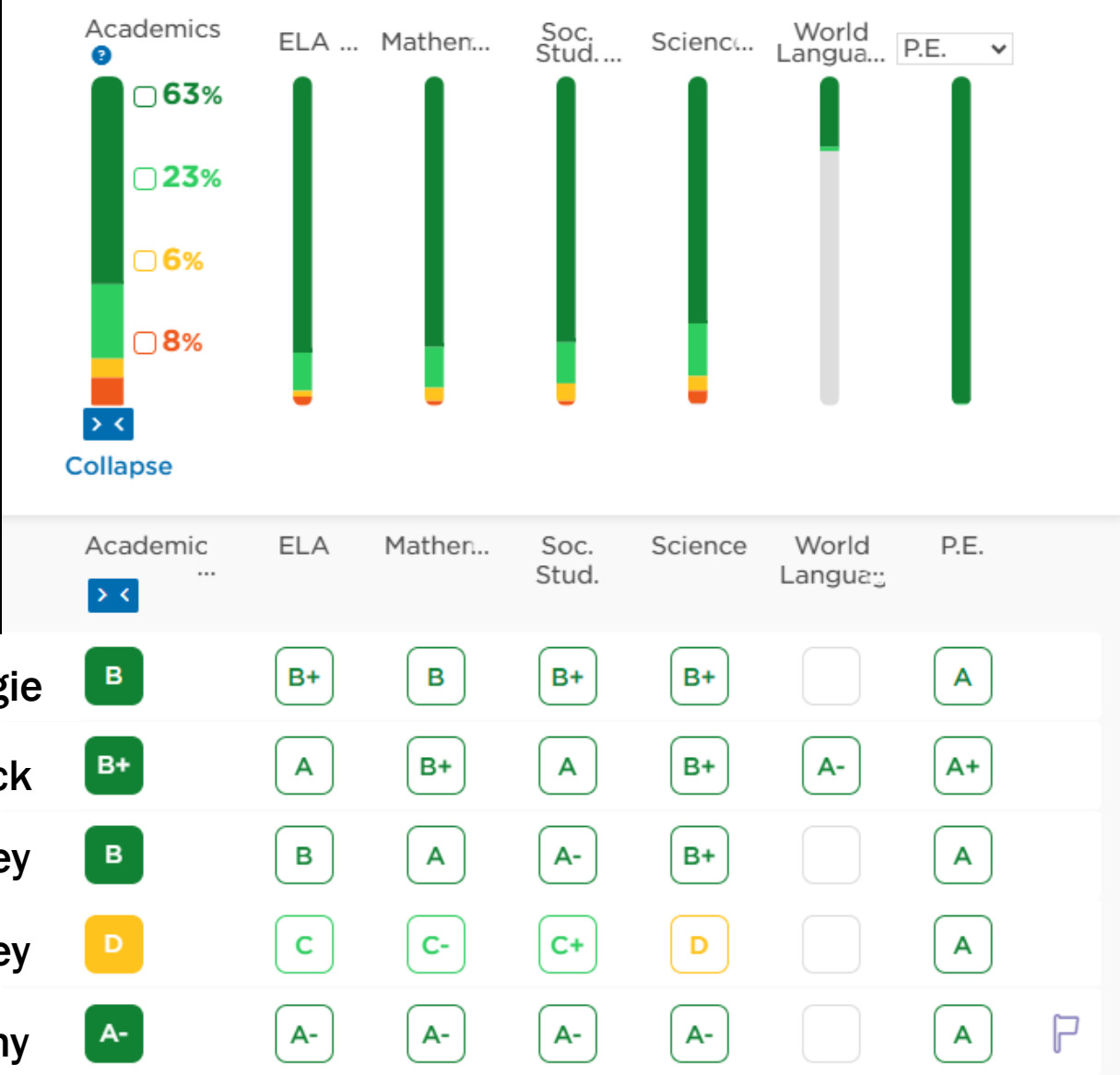
Grade level	Enrollment	On-track in Mathematics
6	203	99%
7	207	94%
8	208	94%

# How many students who have poor attendance also are failing a class?



	Academic	Attendan...	Behavior
Fran	F	12	4
Ava	D-	14	0
Greg	D-	12	0
Bob	F	43	0
Gina	F	14	0
Joe	F	11	1
Amanda	F	31	0

# Let's look at the 8th graders grades.



Print

Share

Student actions ^

- Create intervention plan
- Refer for support

Geneva Middle School South

Last complete sync: about 20 hours ago ?

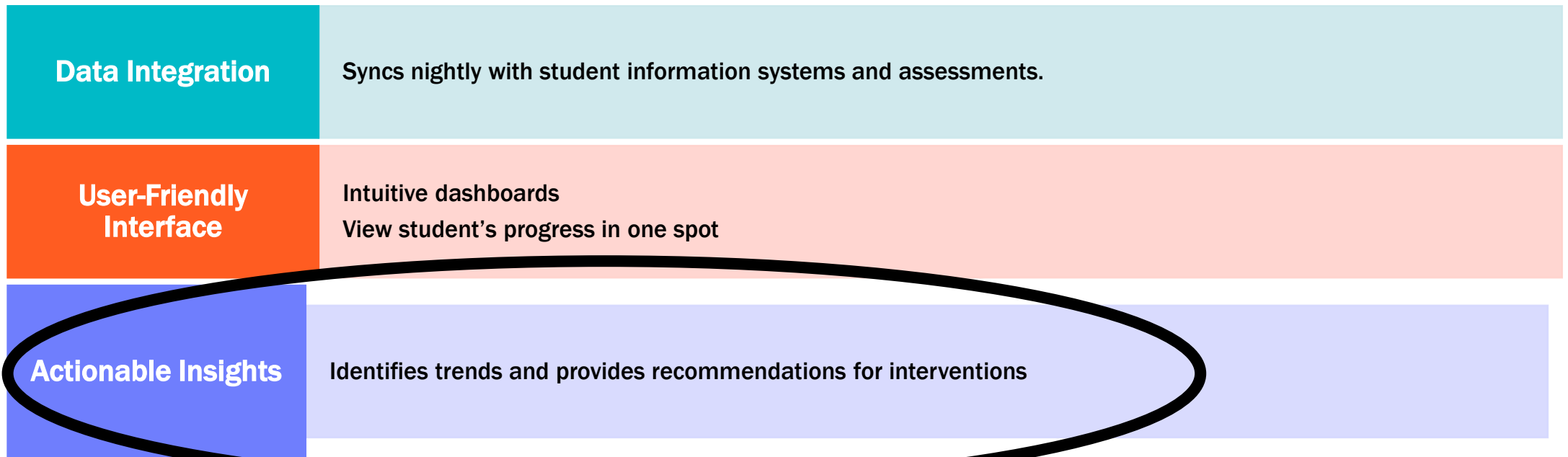


<b>Team</b> 6 W	<b>Email</b> [Redacted]	<b>Cohort</b> 2031	<b>Gender</b> Male
<b>ELL Status</b> ESL	<b>FRPL Status</b> Free	<b>Grade Level</b> 6th grade	<b>Date of Birth</b> [Redacted]
<b>Race Ethnicity</b> [Redacted]	<b>Special Education Status</b> No		
<b>Accelerated and Enrichment</b> None	<b>State ID</b> [Redacted]	<b>Student ID</b> [Redacted]	

How is [Redacted] progressing this year? ?



# HOW IT WORKS





# INTERVENTION PLANNING

- **Strengthening Data Practices**
  - **Leveraging a Team-Based Approach**
  - **Utilizing Evidence-Based Intervention Strategies**
- 
- Tools for creating and tracking interventions.
  - Access to 700+ research-backed strategies



\* Intervention type

\* Tier

Focus area

Select an intervention type to view ...

\* What is the goal of this intervention?

What skills are you aiming to improve?

Goals are visible to all colleagues with access to a student. Links may be external.

\* Select strategy

+ Add custom strategy

Intervention start date

\* Duration

+ Add schedule

Filters


Show new content only (off) ?


Domain

- Behavior (25)
- Climate (2)
- ELA (1)
- Mathematics (1)
- Social-Emotional Learning (61)


Focus Area

- Collaboration (14)
- College and Career Readiness (41)
- Communication (19)
- Comprehension (1)
- Critical Thinking (23)
- Digital Literacy (22)
- Emotion Regulation (61)
- Engagement (19)
- Equity & Inclusion (26)
- Escape Behavior (1)
- Family Engagement (3)


**Mighty Oak** 


CharacterStrong 

Average rating: 3.6/5.0 (5 votes)




Students will engage in a guided yoga session that promotes calmness, strength, and stability by mimicking the characteristics of a mighty Oak tree.


**Three Good Things** 


Panorama Education 

Average rating: 4.4/5.0 (13 votes)




This short practice helps students reflect on positives from their life and practice gratitude. 3 Good Things can also be adapted for use with staff...


**Digital Mindsnirt: Navigating Thinking Traps** 


Panorama Education 

Average rating: 5.0/5.0 (5 votes)




Through interactive discussions, video viewing, and role-play scenarios, students will learn to recognize, label, and navigate common thinking traps....


**WOOP** 


Character Lab 

Average rating: 4.6/5.0 (67 votes)




WOOP is an evidence-based process to help students (and adults) initiate and sustain effort to achieve goals.


**The Positive Pivot** 


Move This World 

Average rating: 4.5/5.0 (33 votes)




The Positive Pivot is a scale that is used to help students examine the different types of responses they have to conflicts and challenging situations. In...

**Staying Calm When I'm Angry** 

Everyday Speech 

Average rating: 4.3/5.0 (63 votes)




Learning to deal with feelings of anger when they arise is crucial to self-regulation. Students will learn how to use strategies such as taking deep...


**Solvation Station** 

Move This World 


Average rating: 4.3/5.0 (8 votes)





**I-Messages** 

Panorama Education 


Average rating: 4.6/5.0 (9 votes)



**Connection Journaling** 

Panorama Education 

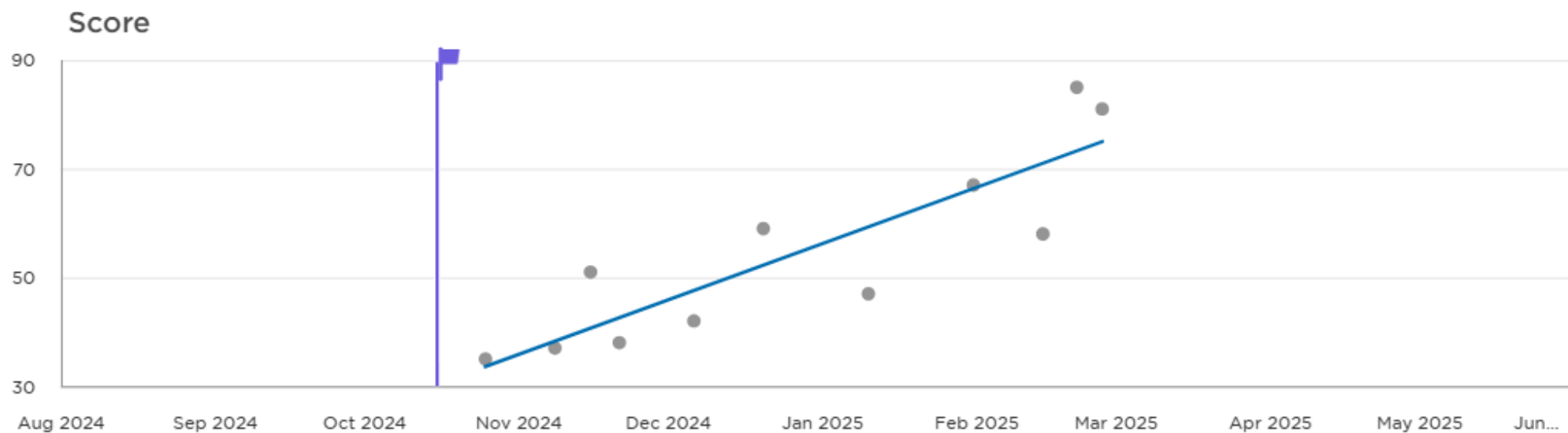
Average rating: 4.3/5.0 (7 votes)



# PROGRESS MONITORING

- Regular updates and easy-to-read dashboards.
- Helps educators track student progress and adjust supports as needed
- Ability to track multiple data points in one spot

# Oral Reading Fluency - 2nd grade



# BENEFITS

- **Improved Student Outcomes (Academic, Functional, and SEL)**
- **Holistic Student Support**
  - Addresses academic, behavioral, and SEL needs.
  - Ensures that students are given the supports that they need.
- **Efficiency for Educators**
  - Saves time by consolidating data and simplifying workflows

# **PILOT SCHOOLS – CONTINUE WITH PROGRESS ON PANORAMA SUCCESS PATH FRAMEWORK**

**Harrison Street Elementary**

**Mill Creek Elementary**

**Geneva Middle School North**

**Geneva Middle School South**

# Panorama SuccessPath Framework

	Phase 1	Phase 2	Phase 3
Key Domains in Focus	1-2 domains prioritized (ex. SEL, PBL)	2-4 domains prioritized (ex. academics, SEL, Attendance, Behavior)	Integrated framework of 4+ domains
Roles/Personas Engaged	District administrators are identified ready to adopt.	Counselors and administrators are identified and ready to adopt, and at this stage there may be a select number of teacher leaders adopting.	Counselors, administrators, and all instructional staff (teachers) are identified and ready to adopt.
School-Based Data Practices	Some schools may have expectations for data review and planning in place, but there is no district-wide approach in place.	More than half of schools have expectations for data review and planning in place, but there is opportunity to develop greater consistency, effectiveness, and/or integration across roles and domains (ex. academics and well-being).	Almost all schools have expectations and supports (ex. time and place) for data review and planning, and there is strong integration across roles and domains (ex. academics and well-being).
District Leadership Investment	Leadership is not yet prepared to set priorities or communicate usage expectations due to existing district commitments and needs. The connection between Student Success and key priorities is not well understood.	Leadership is showing emerging readiness to set priorities and communicate usage expectations, with strong buy-in from key leaders and departments. There is an opportunity to broaden investment across the district.	Leadership demonstrates a high level of readiness across both academic and student services departments to set priorities and communicate usage expectations, building on the district's emerging needs and commitments.



# **NEXT STEPS – PHASE 1**

## **PANORAMA SUCCESS PATH FRAMEWORK**

**Williamsburg Elementary School**

**Heartland Elementary School**

**Fabyan Elementary School**

**Western Avenue Elementary School**

# Panorama SuccessPath Framework

	Phase 1	Phase 2	Phase 3
Key Domains in Focus	1-2 domains prioritized (ex. SEL, PBIS)	2-4 domains prioritized (ex. Academics, SEL, Attendance, Behavior)	Integrated framework of 4+ domains
Roles/Personas Engaged	District administrators are identified ready to adopt.	Counselors and administrators are identified and ready to adopt, and at this stage there may be a select number of teacher leaders adopting.	Counselors, administrators, and all instructional staff (teachers) are identified and ready to adopt.
School-Based Data Practices	Some schools may have expectations for data review and planning in place, but there is no district-wide approach in place.	More than half of schools have expectations for data review and planning in place, but there is opportunity to develop greater consistency, effectiveness, and/or integration across roles and domains (ex. academics and well-being).	Almost all schools have expectations and supports (ex. time and place) for data review and planning, and there is strong integration across roles and domains (ex. academics and well-being).
District Leadership Investment	Leadership is not yet prepared to set priorities or communicate usage expectations due to existing district commitments and needs. The connection between Student Success and key priorities is not well understood.	Leadership is showing emerging readiness to set priorities and communicate usage expectations, with strong buy-in from key leaders and departments. There is an opportunity to broaden investment across the district.	Leadership demonstrates a high level of readiness across both academic and student services departments to set priorities and communicate usage expectations, building on the district's emerging needs and commitments.

**QUESTIONS**

