



**TO: Members, Board of Education
Dr. Carol Kelley, Superintendent**

FROM: Therese M. O'Neill, Assistant Superintendent for Finance & Operations

RE: Monthly Treasurer's Report – January 2016

DATE: March 15, 2016

Please find attached the monthly Treasurer's report which includes:

- 1) The bank to book cash reconciliation
- 2) Revenue Variance Report – All Funds
- 3) Expenditures Variance Report – All Funds
- 4) By Major Object – Education Fund Year-to-Date Actual compared to Budgeted Expenditures
- 5) PMA Investment Report Portfolio
- 6) IMET Investment Report Portfolio
- 7) Monthly Budget Transfers

CC: Marcy Shannon

January 31, 2016

<u>CASH BALANCES</u>	<u>BALANCE</u>	<u>BALANCE</u>
	<u>6/30/2015</u>	<u>1/31/2016</u>
EDUCATION FUND	\$ 22,195,394.58	\$ 18,352,691.97
HEALTH INSURANCE FUND	\$ (68,576.96)	\$ (1,475,486.23)
BUILDINGS AND GROUNDS FUND	\$ 661,587.81	\$ 1,300,185.34
DEBT SERVICE FUND	\$ 4,396,158.15	\$ 728,650.19
TRANSPORTATION FUND	\$ 1,794,229.60	\$ 1,768,478.16
IMRF FUND	\$ 913,119.88	\$ 795,072.38
LIFE SAFETY FUND	\$ 174,313.06	\$ 112,615.41
WORKING CASH FUND	\$ 6,037,306.59	\$ 6,059,987.51
CAPITAL PROJECTS FUND	\$ 916,922.00	\$ (1,355,842.85)
TORT FUND	\$ (8,912.35)	\$ (8,912.35)
Total Adjusted Cash Balances	\$ 37,011,542.36	\$ 26,277,439.53
Convenience Fund	\$ (696,552.66)	\$ (712,766.43)
Cash Book Balance	\$ 37,708,095.02	\$ 26,990,205.96
Total Adjusted Cash in Bank	\$ 37,710,035.33	\$ 26,982,765.92
Variance	\$ (1,940.31)	\$ 7,440.04

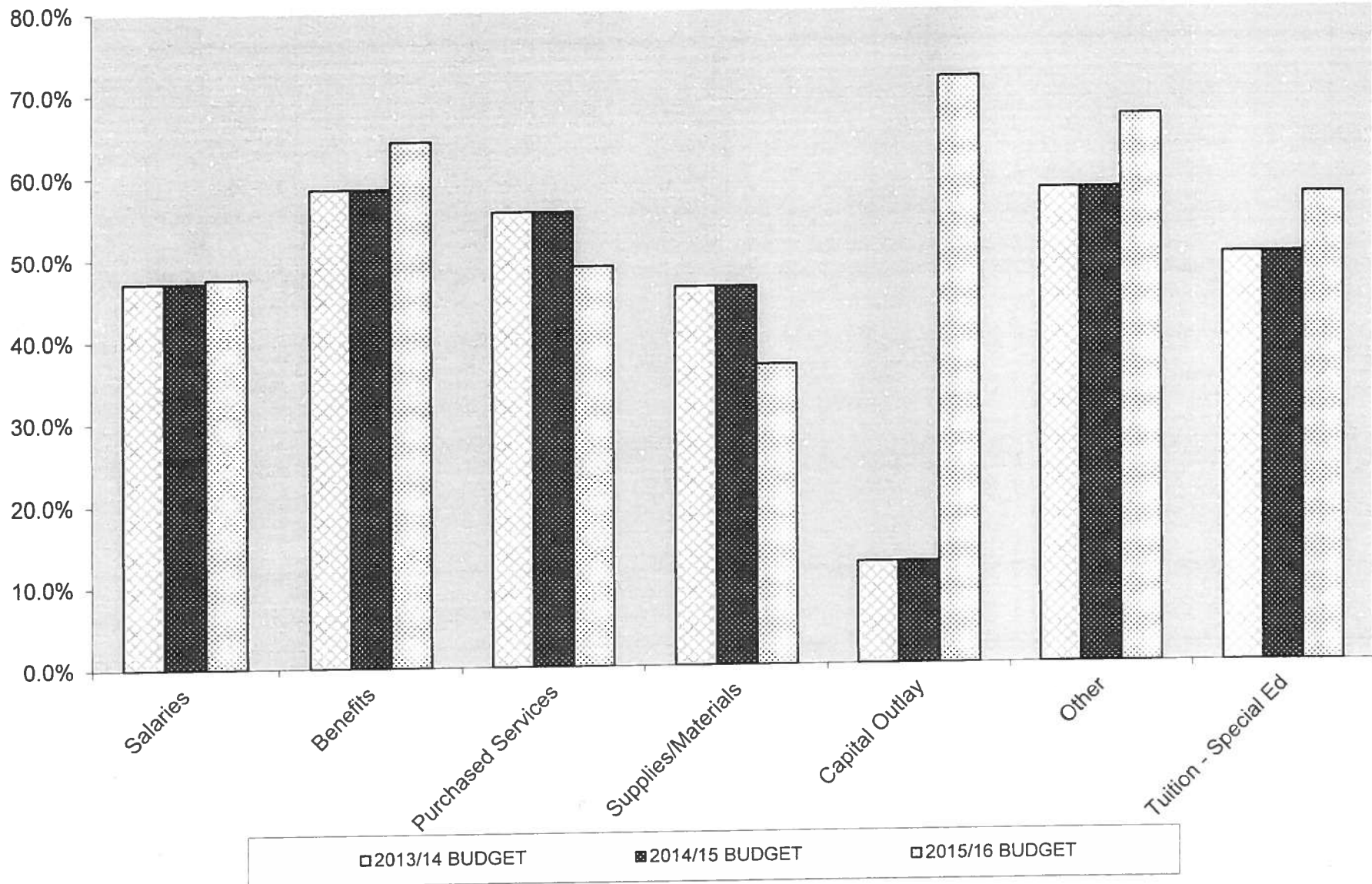
OAK PARK ELEMENTARY DISTRICT 97
REVENUE VARIANCE REPORT - ALL FUNDS
AS OF January 2016


January 2016	ANNUAL BUDGETED REVENUES			YTD REVENUE			% OF TOTAL REVENUES			
	<u>2013/14 BUDGET</u>	<u>2014/15 BUDGET</u>	<u>2015/16 BUDGET</u>	<u>2013/14 BUDGET</u>	<u>2014/15 BUDGET</u>	<u>2015/16 BUDGET</u>	<u>2013/14 BUDGET</u>	<u>2014/15 BUDGET</u>	<u>2015/16 BUDGET</u>	<u>% of year completed</u>
<u>Education Fund</u>										
Local taxes	43,515,900	44,652,292	45,200,733	21,019,413	21,004,326	21,494,409	48.3%	47.0%	47.6%	58.33%
CPPRT	1,314,600	1,014,600	1,014,600	792,154	458,723	475,968	60.3%	45.2%	46.9%	58.33%
Investment Earnings	55,000	55,000	-	41,828	54,411	48,031	76.1%	98.9%	0.0%	58.33%
Other Local Revenue	3,538,298	3,766,072	3,666,881	2,061,553	2,830,105	1,363,823	58.3%	75.1%	37.2%	58.33%
State Funding	11,184,496	10,158,959	10,012,911	5,277,192	3,988,903	4,711,292	47.2%	39.3%	47.1%	58.33%
Federal Funding	3,160,336	3,988,597	4,642,777	1,840,953	1,880,005	1,657,682	58.3%	47.1%	35.7%	58.33%
Education Fund Total	62,768,630	63,635,520	64,537,902	31,033,094	30,216,473	29,751,205	49.4%	47.5%	46.1%	58.33%
<u>Buildings & Grounds</u>	6,234,941	10,776,452	7,390,110	3,706,866	4,537,044	4,888,298	59.5%	42.1%	66.1%	58.33%
<u>Debt Service</u>	8,150,003	8,835,975	8,123,494	3,819,948	3,664,024	3,676,855	46.9%	41.5%	45.3%	58.33%
<u>Transportation</u>	3,192,742	2,806,226	2,836,425	1,584,985	1,055,451	1,580,895	49.6%	37.6%	55.7%	58.33%
<u>IMRF</u>	2,512,746	2,206,661	2,261,490	1,177,496	1,141,565	1,142,078	46.9%	51.7%	50.5%	58.33%
<u>Capital Projects</u>	336,300	3,441,000	6,300,000	335,378	35,301	376,090	99.7%	1.0%	0.0%	58.33%
<u>Working Cash</u>	3,116,000	34,000	38,000	3,107,012	29,966	22,681	99.7%	88.1%	59.7%	58.33%
<u>Life Safety</u>	-	275	275	177	230	174	0.0%	0.0%	63.4%	58.33%
<u>Tort</u>	-	-	-	-	-	-	0.0%	0.0%	0.0%	58.33%
GRAND TOTAL	86,311,362	91,736,109	91,487,696	44,764,956	40,680,055	41,438,276	51.9%	44.3%	45.3%	58.33%

OAK PARK ELEMENTARY DISTRICT 97
EXPENDITURE VARIANCE REPORT - ALL FUNDS
AS OF January 2016

January 2016	ANNUAL BUDGETED EXPENDITURES			YTD EXPENDITURES			% OF TOTAL EXPENDITURES			
	<u>2013/14</u> <u>BUDGET</u>	<u>2014/15</u> <u>BUDGET</u>	<u>2015/16</u> <u>BUDGET</u>	<u>2013/14</u> <u>BUDGET</u>	<u>2014/15</u> <u>BUDGET</u>	<u>2015/16</u> <u>BUDGET</u>	<u>2013/14</u> <u>BUDGET</u>	<u>2014/15</u> <u>BUDGET</u>	<u>2015/16</u> <u>BUDGET</u>	<u>% of year</u> <u>completed</u>
<u>Education Fund</u>										
Salaries	46,333,629	46,333,629	49,454,281	21,847,646	21,847,646	23,539,897	47.2%	47.2%	47.6%	58.33%
Benefits	6,144,159	6,144,159	8,241,734	3,593,442	3,593,442	5,290,212	58.5%	58.5%	64.2%	58.33%
Purchased Services	4,631,740	4,631,740	5,963,817	2,571,707	2,571,707	2,911,609	55.5%	55.5%	48.8%	58.33%
Supplies/Materials	2,377,567	2,377,567	2,628,753	1,098,989	1,098,989	963,178	46.2%	46.2%	36.6%	58.33%
Capital Outlay	776,300	776,300	817,303	96,578	96,578	584,784	12.4%	12.4%	71.6%	58.33%
Other	212,900	212,900	202,250	123,261	123,261	135,066	57.9%	57.9%	66.8%	58.33%
Tuition - Special Ed	2,775,000	2,775,000	2,775,000	1,383,345	1,383,345	1,585,178	49.9%	49.9%	57.1%	58.33%
<u>Education Fund Total</u>	<u>63,251,295</u>	<u>63,251,295</u>	<u>70,083,138</u>	<u>30,714,968</u>	<u>30,714,968</u>	<u>35,009,925</u>	<u>48.6%</u>	<u>48.6%</u>	<u>50.0%</u>	<u>58.33%</u>
<u>Buildings & Grounds</u>	<u>6,147,234</u>	<u>6,147,234</u>	<u>7,054,749</u>	<u>3,680,614</u>	<u>3,680,614</u>	<u>4,235,259</u>	<u>59.9%</u>	<u>59.9%</u>	<u>60.0%</u>	<u>58.33%</u>
<u>Debt Service</u>	<u>8,660,789</u>	<u>8,660,789</u>	<u>8,018,314</u>	<u>7,285,057</u>	<u>7,285,057</u>	<u>7,344,363</u>	<u>84.1%</u>	<u>84.1%</u>	<u>91.6%</u>	<u>58.33%</u>
<u>Transportation</u>	<u>3,239,277</u>	<u>3,239,277</u>	<u>3,424,480</u>	<u>1,851,011</u>	<u>1,851,011</u>	<u>1,606,090</u>	<u>57.1%</u>	<u>57.1%</u>	<u>46.9%</u>	<u>58.33%</u>
<u>IMRF</u>	<u>2,248,250</u>	<u>2,248,250</u>	<u>2,409,871</u>	<u>1,188,088</u>	<u>1,188,088</u>	<u>1,260,126</u>	<u>52.8%</u>	<u>52.8%</u>	<u>52.3%</u>	<u>58.33%</u>
<u>Capital Projects</u>	<u>5,103,376</u>	<u>5,103,376</u>	<u>9,191,786</u>	<u>4,164,287</u>	<u>4,164,287</u>	<u>2,710,751</u>	<u>81.6%</u>	<u>81.6%</u>	<u>29.5%</u>	<u>58.33%</u>
<u>Working Cash</u>									<u>0.0%</u>	<u>58.33%</u>
<u>Life Safety</u>								<u>0.0%</u>	<u>0.0%</u>	<u>58.33%</u>
<u>Tort</u>							<u>0.0%</u>	<u>0.0%</u>	<u>0.0%</u>	<u>58.33%</u>
GRAND TOTAL	88,650,221	88,650,221	100,182,337	48,884,025	48,884,025	52,166,514	55.1%	55.1%	52.1%	58.33%

**EDUCATION FUND AS OF 1/31/2016
YEAR-TO-DATE ACTUAL COMPARED TO BUDGETED EXPENDITURES**





11572-101
OAK PARK S.D. 97 / GENERAL FUND
THERESE O'NEILL
970 MADISON STREET

TF 3119

OAK PARK, IL 60302-

Activity Statement

FRI, Liquid Class, Max Class (Combined)

PMA Financial Network, Inc.
 2135 CityGate Lane
 7th Floor
 Naperville, Illinois 60563
 Telephone . (630) 657-6400
 Facsimile . (630) 718-8701
<http://gps.pmanetwork.com/>

01/01/16 to 01/31/16

Investment Portfolio

As of 01/31/16

Current Portfolio

Desk	Trans	Trade	Settlement	Maturity	Provider/Instrument Name	Face Amount	Cost	Rate	Market Value
MMA			01/31/16		ISDLAF+ LIQ Account	\$4,444,093.19	\$4,444,093.19	0.070	\$4,444,093.19
MMA			01/31/16		ISDLAF+ MAX Account	\$3,874,491.14	\$3,874,491.14	0.110	\$3,874,491.14
CD	206818	02/25/15	02/25/15	02/25/16	BOFI FEDERAL BANK	\$249,971.97	\$249,100.00	0.351	\$249,100.00
CD	206819	02/25/15	02/25/15	02/25/16	CFG COMMUNITY BANK	\$249,947.96	\$249,200.00	0.300	\$249,200.00
CD	206820	02/25/15	02/25/15	02/25/16	ROCKFORD B&TC	\$249,928.91	\$249,200.00	0.293	\$249,200.00
CD	206821	02/25/15	02/25/15	02/25/16	ORRSTOWN BANK	\$249,998.00	\$249,400.00	0.240	\$249,400.00
CD	206822	02/25/15	02/25/15	02/25/16	LENA STATE BANK	\$249,904.04	\$249,300.00	0.242	\$249,300.00
CD	206823	02/25/15	02/25/15	02/25/16	PLAINSCAPITAL BANK	\$249,434.17	\$248,800.00	0.255	\$248,800.00
CD	206824	02/25/15	02/25/15	02/25/16	BANCO POPULAR NORTH AMERICA	\$82,104.75	\$81,900.00	0.250	\$81,900.00
CD	206825	02/25/15	02/25/15	02/25/16	BANCO POPULAR NORTH AMERICA	\$84,210.00	\$84,000.00	0.250	\$84,000.00
CD	206826	02/25/15	02/25/15	02/25/16	BANCO POPULAR NORTH AMERICA	\$83,207.50	\$83,000.00	0.250	\$83,000.00
DTC	34080	02/24/15	02/27/15	02/26/16	0.45% - Dollar Bank, Fsb Certificate of Deposit	\$248,000.00	\$248,492.45	0.250	\$247,992.56
DTC	34082	02/24/15	02/27/15	02/26/16	0.45% - Safra National Bank Certificate of Deposit	\$248,000.00	\$248,492.45	0.250	\$247,992.56
DTC	34085	02/24/15	02/27/15	02/26/16	0.35% - Bank Of Baroda Certificate of Deposit	\$249,000.00	\$249,119.69	0.302	\$248,977.59
DTC	34088	02/24/15	02/27/15	02/26/16	0.4% - Essa Bank & Trust Certificate of Deposit	\$249,000.00	\$249,371.55	0.250	\$248,985.06
DTC	34090	02/24/15	03/04/15	03/04/16	0.4% - Mizuho Bank (USA) Certificate of Deposit	\$248,000.00	\$248,496.14	0.200	\$247,985.12
CD	206817	02/25/15	02/25/15	08/18/16	BANKUNITED NA	\$1,508,431.97	\$1,500,000.00	0.381	\$1,500,000.00
CD	206812	02/25/15	02/25/15	08/23/16	CAPITAL BANK NA	\$248,121.06	\$246,100.00	0.550	\$246,100.00
CD	206813	02/25/15	02/25/15	08/23/16	GLOBAL BANK	\$249,990.18	\$248,500.00	0.402	\$248,500.00
CD	206814	02/25/15	02/25/15	08/23/16	NXT BANK / CITY STATE BANK	\$248,502.96	\$247,000.00	0.408	\$247,000.00
CD	206815	02/25/15	02/25/15	08/23/16	PULASKI BANK	\$249,196.13	\$247,700.00	0.405	\$247,700.00
CD	206816	02/25/15	02/25/15	08/23/16	FIRST NATIONAL BANK OF MICHIGAN	\$249,350.23	\$247,900.00	0.392	\$247,900.00
CD	201239	08/29/14	08/29/14	08/29/16	TBK BANK, SSB / THE NATIONAL BANK	\$249,919.95	\$245,500.00	0.899	\$245,500.00
CD	201240	08/29/14	08/29/14	08/29/16	STEARNS BANK NA (N)	\$249,932.11	\$247,000.00	0.593	\$247,000.00
CD	201241	08/29/14	08/29/14	08/29/16	KS STATE BANK / KANSAS STATE BANK OF MANHATTAN	\$249,927.16	\$247,000.00	0.592	\$247,000.00
CD	201242	08/29/14	08/29/14	08/29/16	INDEPENDENCE BANK- MT	\$249,983.31	\$247,300.00	0.542	\$247,300.00
CD	201243	08/29/14	08/29/14	08/29/16	FIRST NATIONAL BANK	\$249,938.78	\$247,300.00	0.533	\$247,300.00



11572-101
OAK PARK S.D. 97 / GENERAL FUND
THERESE O'NEILL
970 MADISON STREET


PMA Financial Network, Inc.
 2135 CityGate Lane
 7th Floor
 Naperville, Illinois 60563
 Telephone . (630) 657-6400
 Facsimile . (630) 718-8701
<http://pns.pmanetwork.com/>

Activity Statement

FRI, Liquid Class, Max Class (Combined)

01/01/16 to 01/31/16

TF 3119	OAK PARK, IL 60302-								
CD	201244	08/29/14	08/29/14	08/29/16	CITIZENS B&TC OF JACKSON	\$248,517.45	\$246,200.00	0.470	\$246,200.00
CD	201245	08/29/14	08/29/14	08/29/16	FIRST NB OF MCGREGOR	\$248,517.45	\$246,200.00	0.470	\$246,200.00
CD	201246	08/29/14	08/29/14	08/29/16	SEASIDE NATIONAL BANK & TRUST	\$248,519.28	\$246,200.00	0.470	\$246,200.00
CD	201247	08/29/14	08/29/14	08/29/16	BANK OF RUSTON	\$248,620.22	\$246,300.00	0.470	\$246,300.00
CD	201248	08/29/14	08/29/14	08/29/16	EAGLEBANK / VIRGINIA HERITAGE BANK	\$247,992.55	\$245,700.00	0.470	\$245,700.00
CD	201249	08/29/14	08/29/14	08/29/16	WESTERN ALLIANCE BANK / TORREY PINES BANK	\$248,006.67	\$245,700.00	0.470	\$245,700.00
DTC	34093	02/24/15	02/27/15	08/29/16	0.55% - United Bankers Bank Certificate of Deposit	\$249,000.00	\$249,597.39	0.390	\$248,815.74
DTC	32652	08/29/14	09/05/14	09/06/16	0.85% - GE Capital Bank Certificate of Deposit	\$248,000.00	\$248,485.45	0.751	\$247,866.08
DTC	32654	08/29/14	09/04/14	09/06/16	0.7% - Capital One Bank (usa), National Association Certificate of Deposit	\$249,000.00	\$249,491.41	0.601	\$249,009.96
CDR	201685	09/11/14	09/11/14	09/08/16	Park National Bank	\$243,371.05	\$241,115.71	0.470	\$241,115.71
CDR	201685	09/11/14	09/11/14	09/08/16	WashingtonFirst Bank	\$243,371.05	\$241,115.71	0.470	\$241,115.71
CDR	201685	09/11/14	09/11/14	09/08/16	Regent Bank	\$243,371.05	\$241,115.71	0.470	\$241,115.71
CDR	201685	09/11/14	09/11/14	09/08/16	AVB Bank	\$243,371.05	\$241,115.71	0.470	\$241,115.71
CDR	201685	09/11/14	09/11/14	09/08/16	Landmark Bank, N.A.	\$168,847.61	\$167,282.88	0.470	\$167,282.88
CDR	201685	09/11/14	09/11/14	09/08/16	Texas Champion Bank	\$162,247.37	\$160,743.81	0.470	\$160,743.81
CDR	201685	09/11/14	09/11/14	09/08/16	Georgia Banking Company	\$129,747.77	\$128,545.39	0.470	\$128,545.39
CDR	201685	09/11/14	09/11/14	09/08/16	Franklin Synergy Bank / MidSouth Bank	\$79,703.71	\$78,965.08	0.470	\$78,965.08
CDR	201686	09/11/14	09/11/14	09/08/16	LegacyTexas Bank / ViewPoint Bank (MHC)	\$243,613.65	\$241,356.17	0.470	\$241,356.17
CDR	201686	09/11/14	09/11/14	09/08/16	Jonestown Bank and Trust	\$243,613.65	\$241,356.17	0.470	\$241,356.17
CDR	201686	09/11/14	09/11/14	09/08/16	Tristate Capital Bank	\$243,613.65	\$241,356.17	0.470	\$241,356.17
CDR	201686	09/11/14	09/11/14	09/08/16	Franklin Synergy Bank / MidSouth Bank	\$163,828.46	\$162,310.32	0.470	\$162,310.32
CDR	201686	09/11/14	09/11/14	09/08/16	IBERIABANK	\$114,683.90	\$113,621.17	0.470	\$113,621.17
DTC	32657	08/29/14	09/12/14	09/12/16	0.65% - Everbank Certificate of Deposit	\$249,000.00	\$249,488.82	0.551	\$248,920.32
CDR	206803	02/26/15	02/26/15	02/23/17	First Foundation Bank	\$240,978.45	\$238,410.67	0.540	\$238,410.67
CDR	206803	02/26/15	02/26/15	02/23/17	OneCalifornia Bank, FSB	\$240,978.45	\$238,410.67	0.540	\$238,410.67
CDR	206803	02/26/15	02/26/15	02/23/17	Mutual of Omaha Bank	\$240,978.45	\$238,410.67	0.540	\$238,410.67
CDR	206803	02/26/15	02/26/15	02/23/17	Provident Bank	\$240,978.45	\$238,410.67	0.540	\$238,410.67
CDR	206803	02/26/15	02/26/15	02/23/17	LaPorte Savings Bank (MHC)	\$240,978.45	\$238,410.67	0.540	\$238,410.67
CDR	206803	02/26/15	02/26/15	02/23/17	BB&T Bank	\$240,978.45	\$238,410.67	0.540	\$238,410.67
CDR	206803	02/26/15	02/26/15	02/23/17	Bank of America, National Association	\$240,978.45	\$238,410.67	0.540	\$238,410.67
CDR	206803	02/26/15	02/26/15	02/23/17	Tompkins State Bank	\$240,697.26	\$238,132.48	0.540	\$238,132.48
CDR	206803	02/26/15	02/26/15	02/23/17	Community Bank	\$123,084.61	\$121,773.06	0.540	\$121,773.06



11572-101
OAK PARK S.D. 97 / GENERAL FUND
THERESE O'NEILL
970 MADISON STREET

PMA Financial Network, Inc.
 2135 CityGate Lane
 7th Floor
 Naperville, Illinois 60563
 Telephone . (630) 657-6400
 Facsimile . (630) 718-8701
<http://eps.pmanetwork.com/>

Activity Statement

FRI, Liquid Class, Max Class (Combined)


01/01/16 *to* 01/31/16

TF 3119		OAK PARK, IL 60302-							
CDR	206803	02/26/15	02/26/15	02/23/17	Dime Savings Bank of Williamsburgh	\$109,962.07	\$108,790.35	0.540	\$108,790.35
CDR	206803	02/26/15	02/26/15	02/23/17	Fairfield National Bank	\$62,908.06	\$62,237.73	0.540	\$62,237.73
CDR	206803	02/26/15	02/26/15	02/23/17	Alpine Capital Bank	\$50,732.27	\$50,191.69	0.540	\$50,191.69
CD	206810	02/25/15	02/25/15	02/24/17	MIDDLEFIELD BANKING COMPANY	\$249,920.88	\$247,000.00	0.591	\$247,000.00
CD	206811	02/25/15	02/25/15	02/24/17	PREMIER BANK	\$247,398.46	\$244,700.00	0.551	\$244,700.00
DTC	34096	02/24/15	03/11/15	03/13/17	0.7% - Keybank NA Certificate of Deposit	\$249,000.00	\$249,992.53	0.500	\$249,027.39
Totals for Period:						\$23,341,695.82	\$23,242,812.21		\$23,237,356.71

Note: Weighted Yield & Weighted Average Portfolio Maturity are calculated only on the CDR, CD, DTC, TS, CP, & SEC desk.

Time and Dollar Weighted Portfolio Yield: 0.501% Weighted Ave. Portfolio Maturity: 210.55 Days

CDR: 20.44% CD: 33.06% DTC: 10.72%
MM: 35.79% CP: 0.00% SEC: 0.00%



11572-101
 OAK PARK S.D. 97 / GENERAL FUND
 THERESE O'NEILL
 970 MADISON STREET

TF 3119

OAK PARK, IL 60302-

Activity Statement

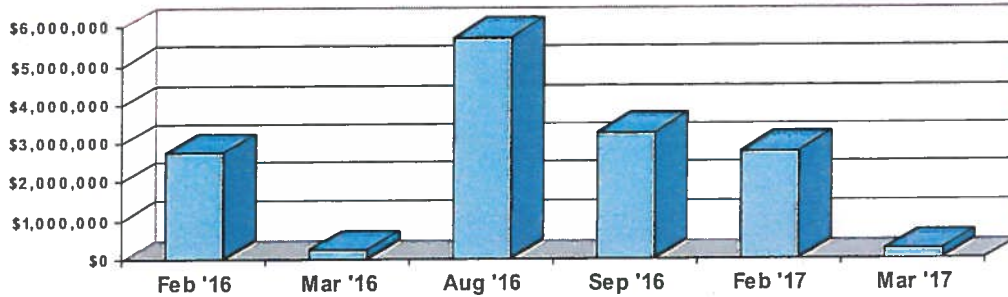
FRI, Liquid Class, Max Class (Combined)

PMA Financial Network, Inc.

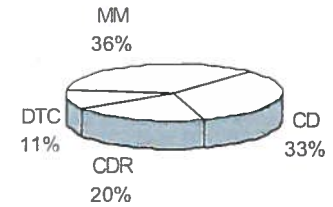
2135 CityGate Lane
 7th Floor
 Naperville, Illinois 60563
 Telephone : (630) 657-6400
 Facsimile : (630) 718-8701

<http://eps.pmanetwork.com/>

01/01/16 to 01/31/16



Portfolio Maturity Summary - Maturing \$/Month



Portfolio Allocation by Transaction Type



11572-101
OAK PARK S.D. 97 / GENERAL FUND
THERESE O'NEILL
970 MADISON STREET

TF 3119

OAK PARK, IL 60302-

Activity Statement

FRI, Liquid Class, Max Class (Combined)

PMA Financial Network, Inc.

2135 CityGate Lane
7th Floor
Naperville, Illinois 60563
Telephone . (630) 657-6400
Facsimile . (630) 718-8701

<http://pns.pmanetwork.com/>

01/01/16 to 01/31/16

All securities and money market fund share transactions were executed through PMA Securities, Inc. All certificates of deposit ("CD"), savings deposit accounts ("SDA") and commercial paper ("CP") are executed through PMA Financial Network, Inc. PMA Securities, Inc. is a registered broker dealer with the FINRA, and SIPC. PMA Securities, Inc. and PMA Financial Network, Inc. are operated under common ownership.

Fixed Rate Investment Activity

This section shows all of the fixed term investments purchased and sold, maturities, interest received, and activity. This will include all CD, SDA, CP purchased through PMA Financial Network, Inc. and securities and money market fund purchased through PMA Securities, Inc. It also shows the approximate market value of each security whose price is obtained from an independent source believed to be reliable. However, PMA cannot guarantee their accuracy. This data is provided for informational purposes only. Listed values should not be interpreted as an offer to buy or sell at a specific price. CD's and CP are listed at their original cost. Redemption of a CD prior to maturity may result in early withdrawal penalties. Market values are based on the last day of the month for which this report date range is ending. If the run date of this report is prior to the end of the current month the market values are listed as equivalent to the cost values.

CD's with the code (TR) are for client reporting purposes only. PMA Financial Network, Inc. did not act as agent for in the noted transactions. These transactions were built by PMA Financial Network's system for the convenience of reporting all client transactions, but were executed directly with the listed bank. PMA Financial Network relies on the information provided by the bank and public bodies to track these CD's. PMA Financial Network is not responsible for the accuracy of the information that is provided on these CD's. Furthermore, PMA is not responsible for the performance of these transactions or the underlying banks. All inquiries should be directed to the bank.

ISDLAF+ Activity

This section shows all of the activity in the Liquid and Max Class. The Average Rate represents the average net interest rate over the previous month which is then annualized. Income Summary represents the interest earned for the Month and Fiscal Year to Date. Information regarding the ISDLAF+ investment objectives, risks, charges and expenses can be found in the ISDLAF+ information statement, which can be obtained at www.isdlafplus.com or by calling PMA at the phone number listed.

The performance data featured represents past performance, which is no guarantee of future results. Investment returns will fluctuate. Current performance may be higher or lower than the performance data quoted. Please call PMA for the most recent performance figures.

An investment in the Multi-Class Series or any Term Series is not a bank deposit and is not insured or guaranteed by the Federal Deposit Insurance Corporation or any other governmental or private agency. Although the Liquid Class and MAX Class of the Multi-Class Series each seeks to maintain a stable value of \$1.00 per share, it is possible to lose money by investing in the Multi-Class Series. It also is possible to lose money by investing in a Term Series, which may impose a substantial penalty for redemption prior to the full term of the Series.

Additional Disclosures

All funds, and/or securities are located and safe kept in an account under the clients name at their custodial bank. Any certificates of deposit listed are located in the clients name at the respective bank. You can contact your Portfolio Advisor at the phone number listed to address any account inquiries. It is recommended that any oral communications should be re-confirmed in writing to further protect your rights, including rights under the Securities Investor Protection Act.

Debt Securities

Some debt securities are subject to redemption prior to maturity. In the event of a partial or whole call of a security, the securities call will be automatically selected on a random basis as is customary in the securities industry. The probability that your securities will be selected is proportional to the amount of your holdings relative to the total holdings. Redemption prior to maturity could affect the yield represented. Additional information is available upon request.

A financial statement of PMA Securities, Inc. is available for inspection at its office or a copy will be mailed to you upon written request.

FOR A CHANGE OF ADDRESS, PLEASE NOTIFY YOUR PORTFOLIO ADVISOR IN WRITING TO THE ADDRESS LISTED ON THIS STATEMENT.

PLEASE ADVISE PMA IMMEDIATELY OF ANY DISCREPANCIES ON YOUR STATEMENT.

In accordance with FINRA Rule 2280, PMA Securities, Inc. is providing the following information in the event you wish to contact FINRA. You may call (301) 590-6500 or write to FINRA at 1735 K Street NW, Washington, D.C. 20006-1500. In addition to the public disclosure number (800) 289-9999, FINRA provides an investor brochure which describes their Public Disclosure Program. Additional information is also available at www.finra.org.



**Illinois
Metropolitan
Investment
Fund**

IMET Activity Statement

01/01/2016 to 01/31/2016

Illinois Metropolitan Investment Fund
Telephone - 630-571-0480 Ext. 229

OAK PARK ELEMENTARY SCHOOL DISTRICT

IMET Activity

IMET CONVENIENCE FUND

GENERAL (20422101)

Trade Date	Transaction Description	Dollar Amount	Share Price	Shares	Shares Held
12/31/15	BALANCE FORWARD	\$250,976.57	1.000		250,976.570
01/29/16	INCOME REINVEST	\$102.93	1.000	102.930	
Account Value as of 01/31/2016		\$251,079.50	1.000		251,079.500

PLEASE NOTE: THE FUND WILL BE CLOSED FEBRUARY 15TH IN OBSERVANCE OF THE PRESIDENTS' DAY HOLIDAY.

Thank you for your business. If you have any questions about these transactions, call (888) 288-IMET (4638).

IMPORTANT DISCLOSURES

IMET Activity

This section shows all of the activity in the 1-3 Year Fund and the Convenience Fund. The Share Price represents the closing Net Asset Value of the respective fund as the end date on this statement.

Information regarding the IMET's investment objectives, risks, charges and expenses can be found in the IMET Offering Circular, which can be obtained by calling the IMET home office at 630-571-0480 x229.

Additional Disclosures

Any performance data featured represents past performance, which is no guarantee of future results. Investment return and the share price of the 1-3 Year Fund will fluctuate. Current performance may be higher or lower than the performance data quoted. Please call IMET for the most recent performance figures.

The Convenience Fund portfolio is comprised of bank deposits and government securities. The bank deposits are FDIC insured, collateralized by the Federal Home Loan Bank Letter of Credit program, or collateralized by government securities at a margin of 110%. For additional information regarding the collateral agreement please contact IMET at 630-571-0480 x229. The Convenience Fund will be managed so as to maintain a stable \$1.00 share price, although there is no guarantee that it will do so.

FOR A CHANGE OF ADDRESS, PLEASE NOTIFY IMET IN WRITING.

PLEASE ADVISE IMET IMMEDIATELY OF ANY DISCREPANCIES ON YOUR STATEMENT BY CALLING 1-888-288-IMET (4638).

Anti-Money Laundering Disclosure

Notice: Pursuant to the US regulations issued under Section 311 of the USA Patriot Act, 31 CFR 103.192, we are prohibited from opening or maintaining a correspondent account for, or on behalf of, the country of Myanmar, the country of Nauru, the Commercial Bank of Syria, its subsidiary Syrian Lebanese Commercial Bank, VEF Bank and its subsidiaries, Infobank and its subsidiaries, Asia Wealth Bank, Myanmar Mayflower Bank, and Banco Delta S.A.R.L., including its subsidiaries Delta Asia Credit Limited and Delta Asia Insurance Limited. The regulations also require us to notify you that your account may not be used to provide the listed foreign banks with access to our financial institution. If we become aware that the listed foreign banks are indirectly using your account, we will be required to take appropriate steps to prevent such access, including terminating your account.



**Illinois
Metropolitan
Investment
Fund**

IMET Activity Statement

01/01/2016 to 01/31/2016

Illinois Metropolitan Investment Fund
Telephone - 630-571-0480 Ext. 229

OAK PARK ELEMENTARY SCHOOL DISTRICT

IMET Activity

IMET CONVENIENCE FUND

BOND PROCEEDS (20422201)

Trade Date	Transaction Description	Dollar Amount	Share Price	Shares	Shares Held
12/31/15	BALANCE FORWARD	\$289.88	1.000		289.880
01/29/16	INCOME REINVEST	\$0.06	1.000	0.060	
Account Value as of 01/31/2016		\$289.94	1.000		289.940

PLEASE NOTE: THE FUND WILL BE CLOSED FEBRUARY 15TH IN OBSERVANCE OF THE PRESIDENTS' DAY HOLIDAY.

Thank you for your business. If you have any questions about these transactions, call (888) 288-IMET (4638).



**Illinois
Metropolitan
Investment
Fund**

**IMET Activity Statement
Liquidating Trust**

Illinois Metropolitan Investment Fund
Telephone - 630-571-0480 Ext. 229

1/01/16 to 1/31/16

Oak Park Elementary School District 97

Transactions				
Account Number	Account Name	Date	Transaction Description	Transaction Amount

As of 1/31/16						
Account Number	Account Name	Date	% Interest in Liquidating Trust	Account Value as of 9/30/14*	Distributed Amounts	Estimated Net Realizable Value As of 1/31/16**
20422101	GENERAL	1/31/16	1.39851723%	\$705,442.06	\$35,092.77	53.5%
20422201	BOND PROCEEDS	1/31/16	0.09702944%	\$48,943.73	\$2,434.74	53.5%

*Account Value reflects the value at the time the asset was transferred to the Liquidating Trust, effective as of 9/30/14. The Account Value is not the current fair market value of the asset and IMET expects the Account Value to change. The value of the asset ultimately realized may be lower than what is reflected on this statement.

**The estimated net realizable value is management's best estimate of the current fair market value of the asset. The estimated net realizable value reflects a percentage of the 9/30/14 Account Value. This will be updated supplementally once recoveries are determined or when fair market value can be determined. As recoveries are received, the Liquidating Trust will distribute amounts to Participants on a pro rata basis.

BJE#	Date	Account # From	Account # To	Dollar Amount	Reason
1	1/4/2016	102.M.70.254.0308	102.M.70.254.0345	\$169.00	Account Shortage
2	1/6/2016	102.M.96.221.0112	101.M.66.221.0411	\$750.00	Access Headsets for Dr. Kelley
3					Deleted
4	1/13/2016	102.M.70.254.0312	102.M.70.254.0330	\$4,537.00	Account Shortage
5	1/13/2016	101.M.96.221.0112	102.M.27.266.0321	\$14,684.00	"Let's Talk Software" Purchase per Dr. Kelley
6	1/20/2016	101.M.66.221.0360	101.M.66.221.0306	\$3,000.00	Printing Account Shortage
7	1/21/2016	102.M.70.254.0308	102.M.70.254.0341	\$100.00	Account Shortage
8	1/26/2016	102.M.70.254.0364	102.M.70.254.0471	\$1,765.00	Account Shortage
9	1/27/2016	101.M.66.221.0333	101.M.32.111.0333	\$135.00	ESL Teachers Membership/Conference Fees
10	1/27/2016	102.M.70.254.0364	102.M.70.254.0323	\$100.00	Account Shortage
11	1/31/2016	101.M.96.221.0112	101.M.02.221.0333	\$4,125.00	RBT Training
12	1/31/2016	101.M.66.111.0418	101.M.66.254.0323	\$73.96	Account Shortage
13	1/31/2016	101.M.66.111.0301	101.M.66.221.0303	\$200.00	Institute Day Expense Account Shortage
14	1/31/2016	102.M.70.254.0364	102.M.70.254.0328	\$1,000.00	Account Shortage
15	1/31/2016	102.M.70.254.0459	102.M.70.254.0472	\$2,000.00	Account Shortage
16	1/31/2016	102.M.70.254.0364	102.M.70.254.0471	\$10.00	Account Shortage