

# Management Report

Aledo Education Foundation  
For the period ended August 31, 2017



Prepared on  
October 12, 2017

# Table of Contents

---

Profit and Loss .....3

Balance Sheet.....5

# Profit and Loss

September 2016 - August 2017

	<b>Total</b>
<b>INCOME</b>	
Fundraising Income	
Bearcat Alley	
Bearcat Alley Expenses	-3,930.23
Bearcat Alley Income	7,500.00
Bearcats Alley In-Kind Donations	2,000.00
<b>Total Bearcat Alley</b>	<b>5,569.77</b>
Bearcats and Boots	
Bearcats and Boots Expenses	-127,954.95
Bearcats and Boots In-Kind Donations	11,250.00
Bearcats and Boots Income	338,932.00
Bearcats and Boots Salaries Expense	-22,839.73
<b>Total Bearcats and Boots</b>	<b>199,387.32</b>
Fall Campaign	
Fall Campaign Expenses	-2,308.04
Fall Campaign Income	32,520.00
Fall Campaign Salaries Expense	-1,704.46
<b>Total Fall Campaign</b>	<b>28,507.50</b>
Fall Event	
Fall Event Expenses	-13,783.38
Fall Event In-Kind Donations	1,370.00
Fall Event Income	15,905.00
Fall Event Salaries Expenses	-7,670.06
<b>Total Fall Event</b>	<b>-4,178.44</b>
Golf Tournament	
Golf Tournament Expenses	-23,923.29
Golf Tournament Income	56,760.00
Golf Tournament Salaries Expense	-12,783.44
<b>Total Golf Tournament</b>	<b>20,053.27</b>
<b>Total Fundraising Income</b>	<b>249,339.42</b>
In-Kind Donations	538.02
Interest Income	88.55
Restricted Gifts	
AHS Robotics Program	7,200.00
AISD Grants	14,333.30
Capturing Kids' Hearts	15,601.00
College Companion Fund	13,247.00
Journalism at AHS/AMS	1,000.00
<b>Total Restricted Gifts</b>	<b>51,381.30</b>
Unrestricted Gifts	3,073.10
<b>Total Income</b>	<b>304,420.39</b>
<b>GROSS PROFIT</b>	
	<b>304,420.39</b>
<b>EXPENSES</b>	

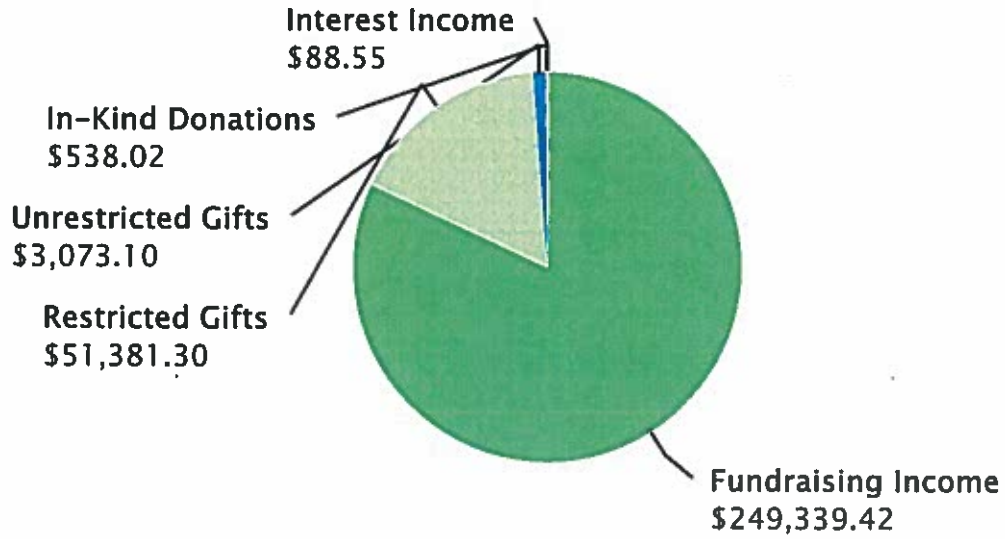
	<b>Total</b>
Advertising	3,211.84
In-Kind Donations	538.02
<b>Total Advertising</b>	<b>3,749.86</b>
Bank Charges	423.00
Charitable Contributions	
AHS Robotics Program	10,537.71
AISD Grants	182,363.10
Capturing Kids' Hearts	15,601.00
CTE CNA Program	30,000.00
Ed Rachal Grant	5,407.76
Walsh Elementary Supplies	5,000.00
<b>Total Charitable Contributions</b>	<b>248,909.57</b>
Conferences, Seminars, and Meetings	1,575.82
Dues & Subscriptions	7,351.91
Insurance	2,364.00
Legal & Professional Fees	11,490.68
Office Supplies	995.14
Payroll Expenses	
Contra Salaries/Payroll Tax Expenses	-44,997.69
Payroll Taxes	7,224.53
Processing Fees	566.50
Salaries Expense	99,919.92
<b>Total Payroll Expenses</b>	<b>62,713.26</b>
Public Relations	1,988.75
Rent	1,200.00
Stationery & Printing	104.00
Supplies	3,300.79
Supplies In-Kind Donations	-358.58
<b>Total Supplies</b>	<b>2,942.21</b>
<b>Total Expenses</b>	<b>345,808.20</b>
NET OPERATING INCOME	<b>-41,387.81</b>
NET INCOME	<b>\$ -41,387.81</b>

# Balance Sheet

As of August 31, 2017

	<b>Total</b>
<b>ASSETS</b>	
<b>Current Assets</b>	
<b>Bank Accounts</b>	
Plains Capital Bank Grant Account	0.00
AISD Grants	18,417.95
Amon Carter PSAT Testing	13,696.00
Calm Cats	578.08
College Companion Fund	13,247.00
Employee Crisis Fund	2,517.00
Fast Cash Grants	10,000.00
Innovative Program	1,000.00
Journalism at AHS/AMS	1,000.00
Right To Play	5,162.23
<b>Total Plains Capital Bank Grant Account</b>	<b>65,618.26</b>
Plains Capital Bank Operating Account	214,011.00
<b>Total Bank Accounts</b>	<b>279,629.26</b>
<b>Other Current Assets</b>	
Prepaid Expenses	9,000.00
<b>Total Other Current Assets</b>	<b>9,000.00</b>
<b>Total Current Assets</b>	<b>288,629.26</b>
<b>TOTAL ASSETS</b>	<b>\$288,629.26</b>
<b>LIABILITIES AND EQUITY</b>	
<b>Liabilities</b>	
<b>Total Liabilities</b>	
<b>Equity</b>	
Retained Earnings	-3,841.00
Temporarily Restricted	298,006.00
Unrestricted	35,852.07
Net Income	-41,387.81
<b>Total Equity</b>	<b>288,629.26</b>
<b>TOTAL LIABILITIES AND EQUITY</b>	<b>\$288,629.26</b>

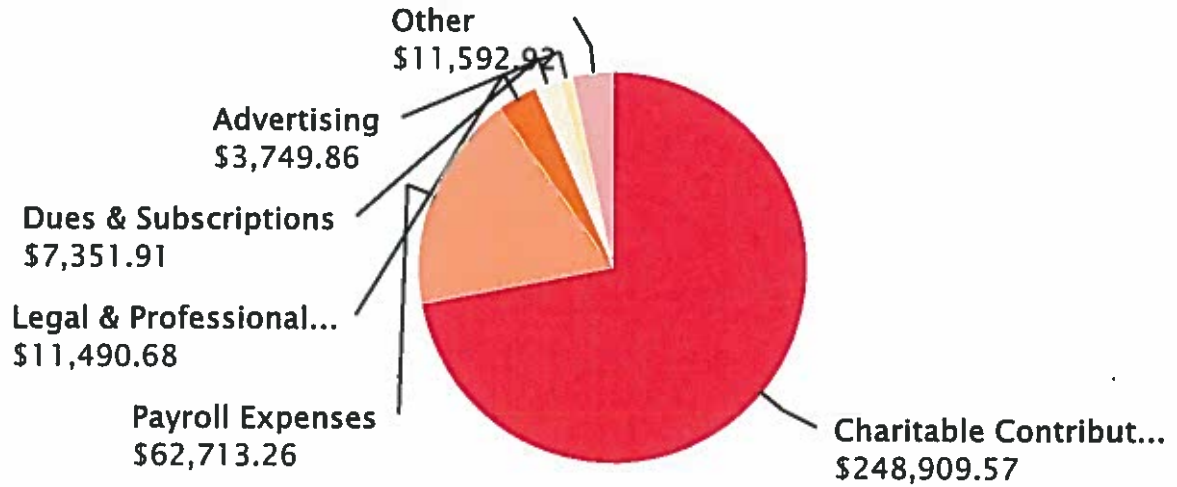
# Aledo Education Foundation Income By Category



%	Category	(\$) Amount
81.91%	Fundraising Income	249,339.42
16.88%	Restricted Gifts	51,381.30
1.01%	Unrestricted Gifts	3,073.10
0.18%	In-Kind Donations	538.02
0.03%	Interest Income	88.55
0.00%	Unapplied Cash Payment Income	0.00

Thursday, Oct 12, 2017 08:03:41 AM GMT-05:00 - Cash Basis

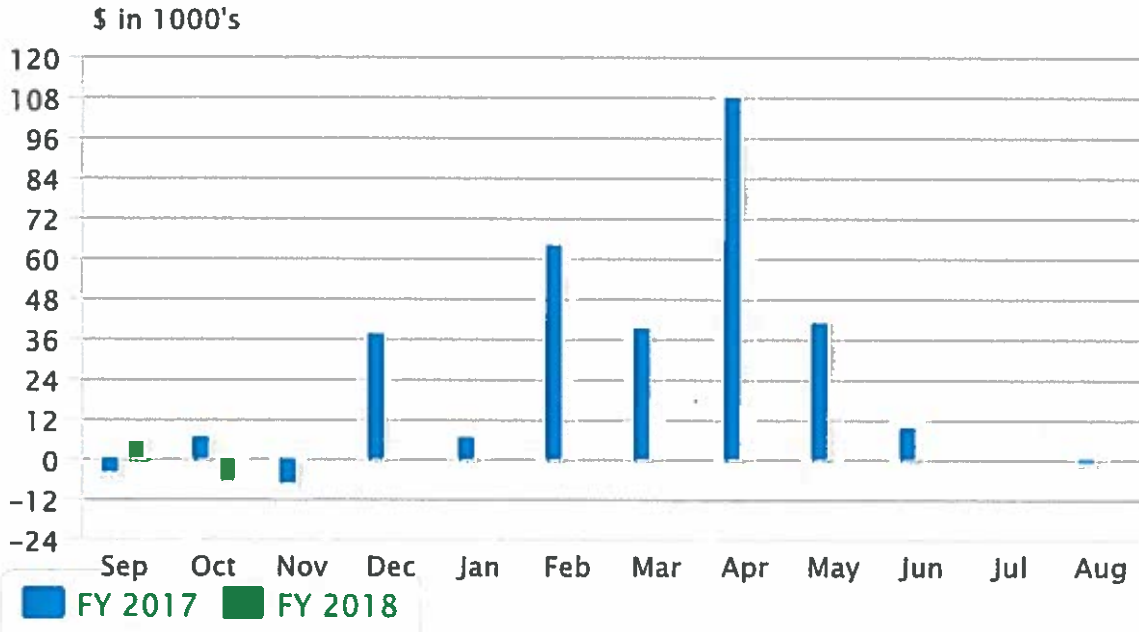
## Aledo Education Foundation Expense By Category



%	Category	(\$)Amount
71.98%	Charitable Contributions	248,909.57
18.14%	Payroll Expenses	62,713.26
3.32%	Legal & Professional Fees	11,490.68
2.13%	Dues & Subscriptions	7,351.91
1.08%	Advertising	3,749.86
3.35%	Other	11,592.92

Thursday, Oct 12, 2017 08:06:06 AM GMT-05:00 - Cash Basis

# Aledo Education Foundation Previous Year Income Comparison



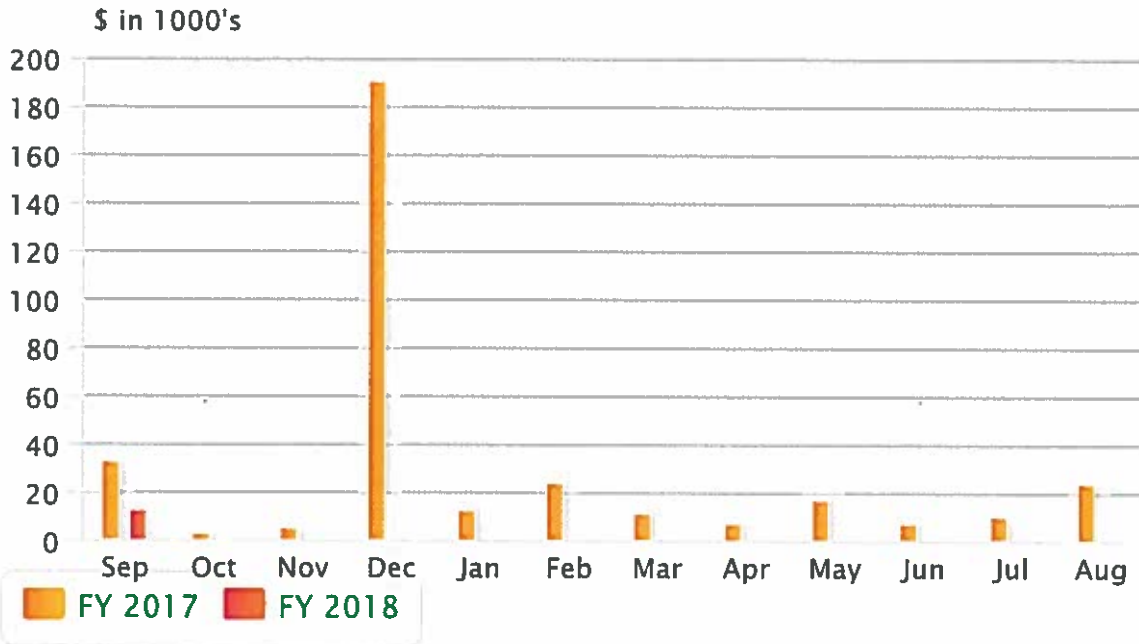
Month	FY 2017	FY 2018
September	\$-3,832.04	\$5,279.22
October	\$7,049.60	\$-5,866.20
November	\$-7,199.04	-
December	\$38,235.34	-
January	\$7,083.13	-
February	\$64,273.77	-

Month	FY 2017	FY 2018
March	\$39,215.00	-
April	\$108,644.17	-
May	\$40,801.66	-
June	\$10,068.92	-
July	\$399.43	-
August	\$-319.55	-

Thursday, Oct 12, 2017 08:07:02 AM GMT-05:00 - Cash Basis



# Aledo Education Foundation Previous Year Expense Comparison



Month	FY 2017	FY 2018	Month	FY 2017	FY 2018
September	\$32,772.26	\$12,658.95	March	\$11,429.32	-
October	\$3,217.11	\$365.90	April	\$6,870.98	-
November	\$5,454.84	-	May	\$17,552.75	-
December	\$190,404.99	-	June	\$7,557.94	-
January	\$12,216.60	-	July	\$10,386.51	-
February	\$24,331.67	-	August	\$23,613.23	-

Thursday, Oct 12, 2017 08:07:34 AM GMT-05:00 - Cash Basis