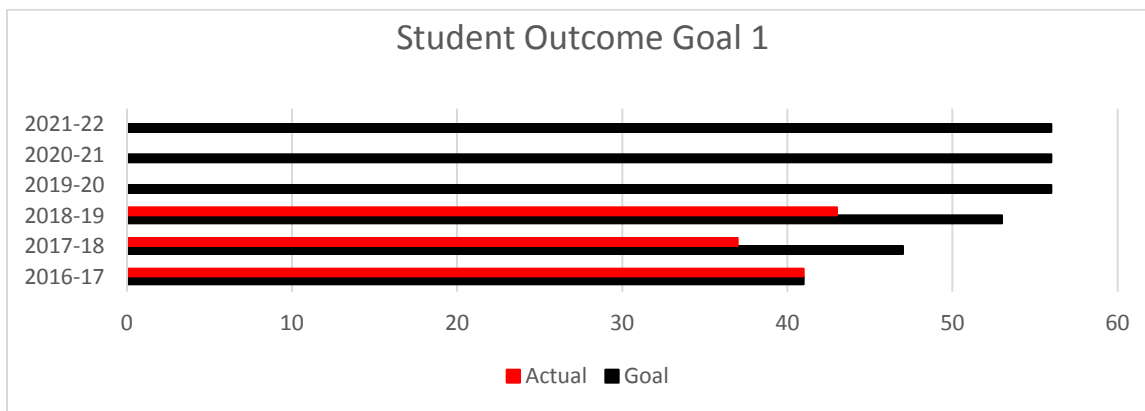




Galveston Independent School District Board of Trustees' Student Outcome Goals

1. The percentage of students in 3rd grade reading, scoring MEETS grade level, as measured by the State Assessment (STAAR) will be 56% by the end of the 2019-2020 school year.

Annual Targets	Approaches Grade Level	Meets Grade Level	Masters Grade Level
2016-17 Baseline	69% 69%	41% 41%	26% 26%
2017-18	70%	47% 37%	22%
2018-19	75%	53% 43%	29%
2019-20		56%	
2020-21		56%	
2021-22		56%	



Goal Progress Measures:

1.1 Increase the percentage of Kindergarten students reading on grade level as measured by the EOY NSGRA Next Step Guided Reading Assessment from **51%** to **62%** by 2022.

Annual Targets	MOY	EOY
School Year 2018-2019 Baseline	51%	45%
School Year 2019-2020	51%	51%
School Year 2020-2021	54%	58%
School Year 2021-2022	57%	62%

1.2 Increase the percentage of 1st grade students mastering reading on grade level as measured by the EOY NSGRA Next Step Guided Reading Assessment from **53%** to **62%** by 2022.

Annual Targets	BOY	MOY	EOY
School Year 2018-2019 Baseline	39%	42%	53%
School Year 2019-2020	42%	45%	56%
School Year 2020-2021	45%	48%	59%
School Year 2021-2022	48%	51%	62%

1.3 Increase the percentage of 2nd grade students At/Above Benchmark reading on grade level as measured by the EOY Star Reading Renaissance from **58%** to **64%** by 2022.

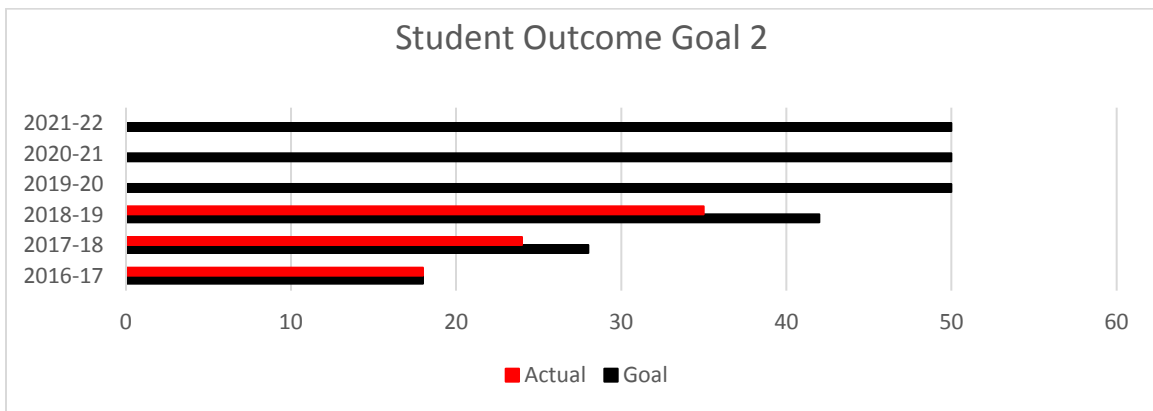
Annual Targets	BOY	MOY	EOY
School Year 2018-2019 Baseline	44%	50%	58%
School Year 2019-2020	46%	52%	60%
School Year 2020-2021	48%	54%	62%
School Year 2021-2022	50%	56%	64%



Galveston Independent School District Board of Trustees' Student Outcome Goals

2. Percent of students who score MEETS grade level or MASTERS grade level in Algebra I and English I will increase from 18% to 50% by the end of the 2019-2020 school year.

Both Algebra 1 and English 1				
Annual Targets	Approaches Grade Level	Meets Grade Level		Masters Grade Level
2016-17 Baseline	28%	18%		2%
2017-18	50%	28%	24%	3%
2018-19	59%	42%	35%	5%
2019-20*cohort by yr		50%		
2020-21		50%		
2021-22		50%		



Goal Progress Measures:

2.1 Increase the percentage of 8th grade students mastering reading on grade level as measured by the Star Reading Renaissance from 25% to 55% by 2022.

Annual Targets	BOY	MOY	EOY
School Year 2018-2019 Baseline	22%	23%	25%
School Year 2019-2020	27%	30%	35%
School Year 2020-2021	37%	40%	45%
School Year 2021-2022	47%	50%	55%

2.2 Increase the percentage of 8th grade students mastering mathematics / algebraic reasoning on grade level as measured by the Star Mathematics Renaissance from 51% to 62% by 2022.

Annual Targets	BOY	MOY	EOY
School Year 2018-2019 Baseline	51%	50%	51%
School Year 2019-2020	53%	55%	58%
School Year 2020-2021	55%	57%	60%
School Year 2021-2022	57%	59%	62%



Galveston Independent School District Board of Trustees' Student Outcome Goals

3. Percent of College and Career Ready Graduates, calculated as the percent of annual graduates who accomplished at least one of the following, will increase from 77.8% to 90% by the end of the 2019-2020 school year: 1) Met or exceeded the Texas Success Initiative (TSI) criteria in both ELA/reading and mathematics on the TSIA, SAT, or ACT; 2) Completed and earned credit for at least two advanced/dual-credit/dual-enrollment courses; 3) Enrolled in a coherent sequence of CTE courses.

Annual Targets	Post-Secondary Readiness	
2016-17 Baseline. (14-15) *CCR	77.8%	77.8%
2017-18 (15-16)*CCR (16-17)*CCMR	82.0%	86% 51.2%
2018-19 (17-18) *CCMR	86.0%	52.0%
2019-20	90.0%	54.0%
2020-21		56.0%
2021-22		58.0%

Subject	TSIA		SAT		ACT
ELA	at least 351 on Reading	OR	at least 500 on Critical Reading AND at least 1070 Total	OR	at least 19 on English AND at least 23 Composite
Math	at least 350 on Mathematics	OR	at least 500 on Math AND at least 1070 Total	OR	at least 19 on Math AND at least 23 Composite

College Ready

- Meet criteria on AP/IB exams
- Meet TSI criteria (SAT/ACT/TSIA) in reading and mathematics
- Complete a course for dual credit
- Complete a college prep course offered by a partnership between a district and

higher education institution as required from HB5

- Complete an On-Ramps course
- Earn an associate's degree
- Meet standards on a composite of indicators indicating college readiness

Career Ready

- Earn industry certification
- Be admitted to post-secondary industry certification program

Military Ready

Enlist in the United States Armed Forces

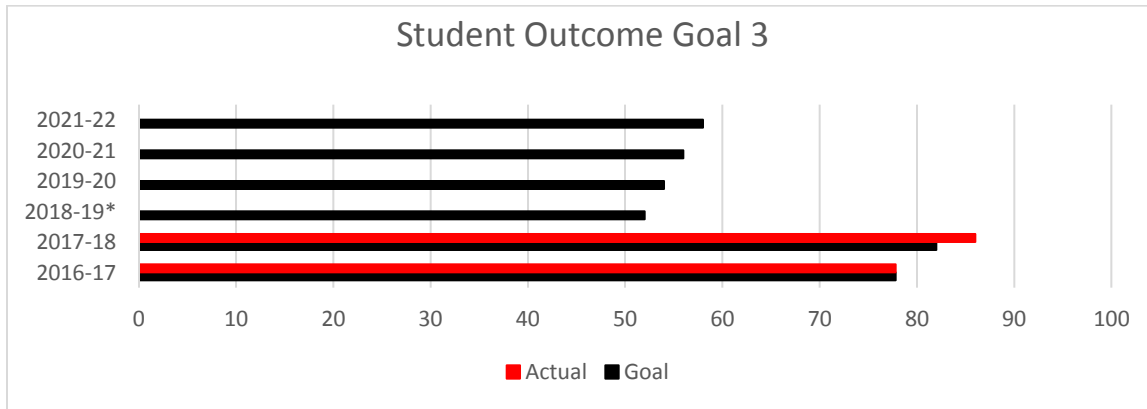


Figure 1 *2018-19 Change to CCMR

Goal Progress Measures:

3.1 Increase the % of students completing a dual credit course from 42% to 65% by 2022.

Annual Targets

School Year 2016-2017	42%	42%
School Year 2017-2018	46%	
School Year 2018-2019	50%	
School Year 2019-2020	53%	
School Year 2020-2021	58%	
School Year 2021-2022	65%	

3.2 Increase the number of earned industry certificate or license from _____% to _____% by 2022.

Annual Targets

School Year 2018-2019 Baseline

School Year 2019-2020

School Year 2020-2021

School Year 2021-2022

3.3 The percentage of 9-12 grade students earning a 3 or higher on the AP examination will increase from **34%** to **50%** by the end of the 2020 school year.

Annual Targets

Annual Targets	GOAL	ACTUAL
School Year 2016-2017 Baseline	42%	42%
School Year 2017-2018	46%	34%
School Year 2018-2019	48%	
School Year 2019-2020	50%	
School Year 2020-2021	50%	
School Year 2021-2022	50%	



Galveston Independent School District Superintendent Constraints

1. The Superintendent shall not allow any campuses to forego implementation the District’s initiatives to meet Student Progress Measures.

Constraint Progress Measures:

1.1 100% of the district elementary campuses will administer BOY, MOY, EOY reading and mathematics assessment for grades 1-4

1.2 52% of GISD graduates will leave high school college ready, career ready and military ready by 2022 (reported post one year).

Annual Targets:

School Year 2016 – 2017

School Year 2017 – 2018 51.2%

*Change of reporting by TEA - CCR to CCMR

School Year 2018 – 2019 52%

School Year 2019 – 2020 54%

School Year 2020 – 2021 56%

School Year 2021 – 2022 58%

2. The Superintendent shall not allow adult convenience or preference to take priority over the academic progress of students.

Constraint Progress Measure:

2.1 The percentage of students at Improvement Required campuses will decrease from 16% to 0% by the end of school year 2020. (Baseline established in the 2016–17 school year)

Annual Targets:

School Year 2016 – 2017 16% 16%

School Year 2017– 2018 16% 0%

School Year 2018– 2019 0% 16%

School Year 2019– 2020 0%

3. The Superintendent shall not allow inequities in co-curricular activities at the campus level.

Constraint Progress Measure:

3.1 The percentage of students participating in extracurricular activities will increase at secondary campuses.

Annual Targets:

School Year 2016 – 2017

School Year 2017– 2018 +5%

School Year 2018– 2019 +5% Baseline 3712

School Year 2019– 2020 +5% 3897