

**MAHTOMEDI PUBLIC SCHOOLS
Independent School District 832**

**2017 PAYABLE 2018
PROPERTY TAX HEARING**

**For the school year
July 1, 2018 – June 30, 2019
Presented on December 14, 2017
Bill Menozzi, Director of Business Services**



REQUIREMENTS OF THE TRUTH IN TAXATION HEARING

- The 2017 Pay 2018 Proposed Property Tax Levy
 - Proposed Change
 - Specific Reasons for Proposed Change
- Current Year Budget
 - Distribution of Revenues by Revenue Source
 - Spending by Program Area
- Public Comment and Questions



Minnesota Statute 275.065

2017 PAY 2018 LEVY

INFORMATION

**MAHTOMEDI PUBLIC SCHOOLS
GROSS LEVY COMPARISON
ALL FUNDS**

	Total % Increase=		0.64%
	ACTUAL	PROPOSED	DOLLAR
	2016 PAY 2017	2017 PAY 2018	DIFFERENCE
GENERAL FUND	8,050,867	8,335,610	284,743
COMMUNITY EDUCATION	276,088	273,845	-2,243
GENERAL DEBT SERVICE	4,882,469	4,694,823	-187,646
OPEB DEBT SERVICE	328,550	320,806	-7,744
TOTAL PROPOSED TAX LEVY	13,537,975	13,625,085	87,110



**MAHTOMEDI PUBLIC SCHOOLS
GENERAL FUND
GROSS LEVY COMPARISON**

	Total % Increase = 3.54%		
	ACTUAL	PROPOSED	DOLLAR
	2016 PAY 2017	2017 PAY 2018	DIFFERENCE
Referendum Levies	3,633,254	3,641,624	8,370
Local Optional	1,546,565	1,526,748	-19,818
Reemployment Levy	17,954	14,216	-3,738
Capital Project Ref	618,338	634,629	16,291
QComp	301,035	292,896	-8,139
Safe Schools	141,723	130,047	-11,676
Student Achievement	32,530	0	-32,530
Abatements	1,642	1,806	164
Operating Capital	234,368	211,355	-23,012
Transition Levy	21,291	20,993	-298
Equity Levy	411,296	454,858	43,562
Health and Safety Levy	35,662	0	-35,662
Building Lease Levies	271,655	345,824	74,169
Integration Levy	102,978	95,078	-7,900
Career Technical Levy	47,097	39,154	-7,943
Safe Schools Intermediate	50,283	54,203	3,920
OPEB	0	16,238	16,238
Deferred Maintenance	-48,496	-372	48,125
LTFM Revenue	631,691	856,314	224,623
TOTAL GROSS LEVY	8,050,867	8,335,610	284,743



**MAHTOMEDI PUBLIC SCHOOLS
COMMUNITY EDUCATION
GROSS LEVY COMPARISON**

Total % Decrease = -0.81%
--

	ACTUAL	PROPOSED	DOLLAR
	2016 PAY 2017	2017 PAY 2018	DIFFERENCE
Basic Community Ed. Levy	107,977	107,977	0
Early Childhood Levy	76,121	74,875	-1,246
Abatements	96	1	-95
School Age Care Levy	89,813	88,853	-960
Home Visit Levy	736	794	58
Adults w/ Disabilities	1,345	1,345	0
TOTAL GROSS LEVY	276,088	273,845	-2,243



MAHTOMEDI PUBLIC SCHOOLS

DEBT SERVICE

GROSS LEVY COMPARISON

Total % Decrease =	-3.84%
---------------------------	---------------

	ACTUAL 2016 PAY 2017	PROPOSED 2017 PAY 2018	DOLLAR DIFFERENCE
Debt Service	4,808,149	3,981,587	-826,562
LT Facilities Debt Service	74,320	713,236	638,916
TOTAL GROSS LEVY	4,882,469	4,694,823	-187,646



MAHTOMEDI PUBLIC SCHOOLS

OPEB DEBT SERVICE

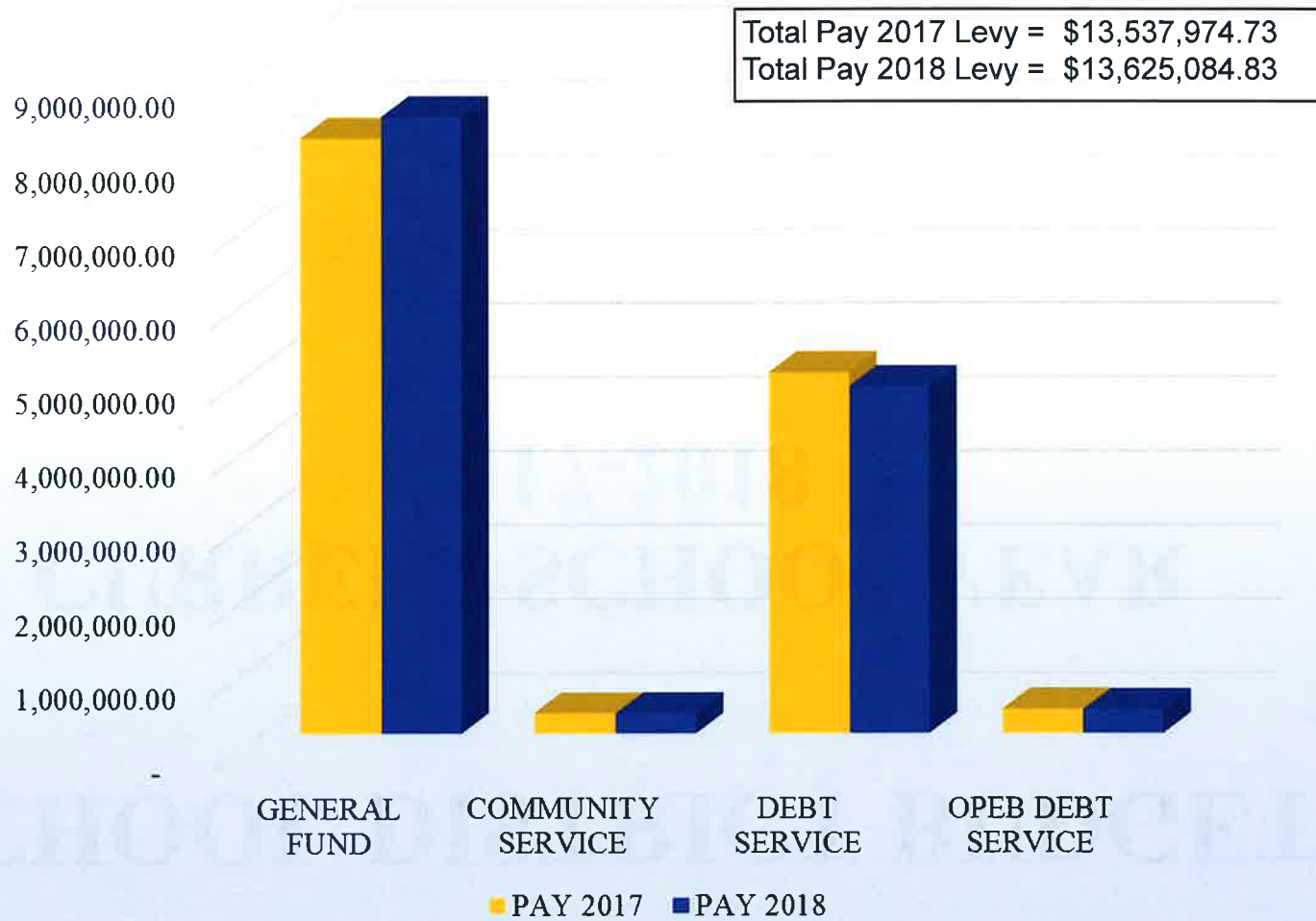
GROSS LEVY COMPARISON

Total % Decrease =	-2.36%
---------------------------	---------------

	ACTUAL 2016 PAY 2017	PROPOSED 2017 PAY 2018	DOLLAR DIFFERENCE
TOTAL OPEB GROSS LEVY	328,550	320,806	-7,744



MAHTOMEDI PUBLIC SCHOOLS PAY 2017 VERSUS PAY 2018 SCHOOL LEVY COMPARISON



SCHOOL DISTRICT BUDGET

CURRENT SCHOOL YEAR 2017-2018



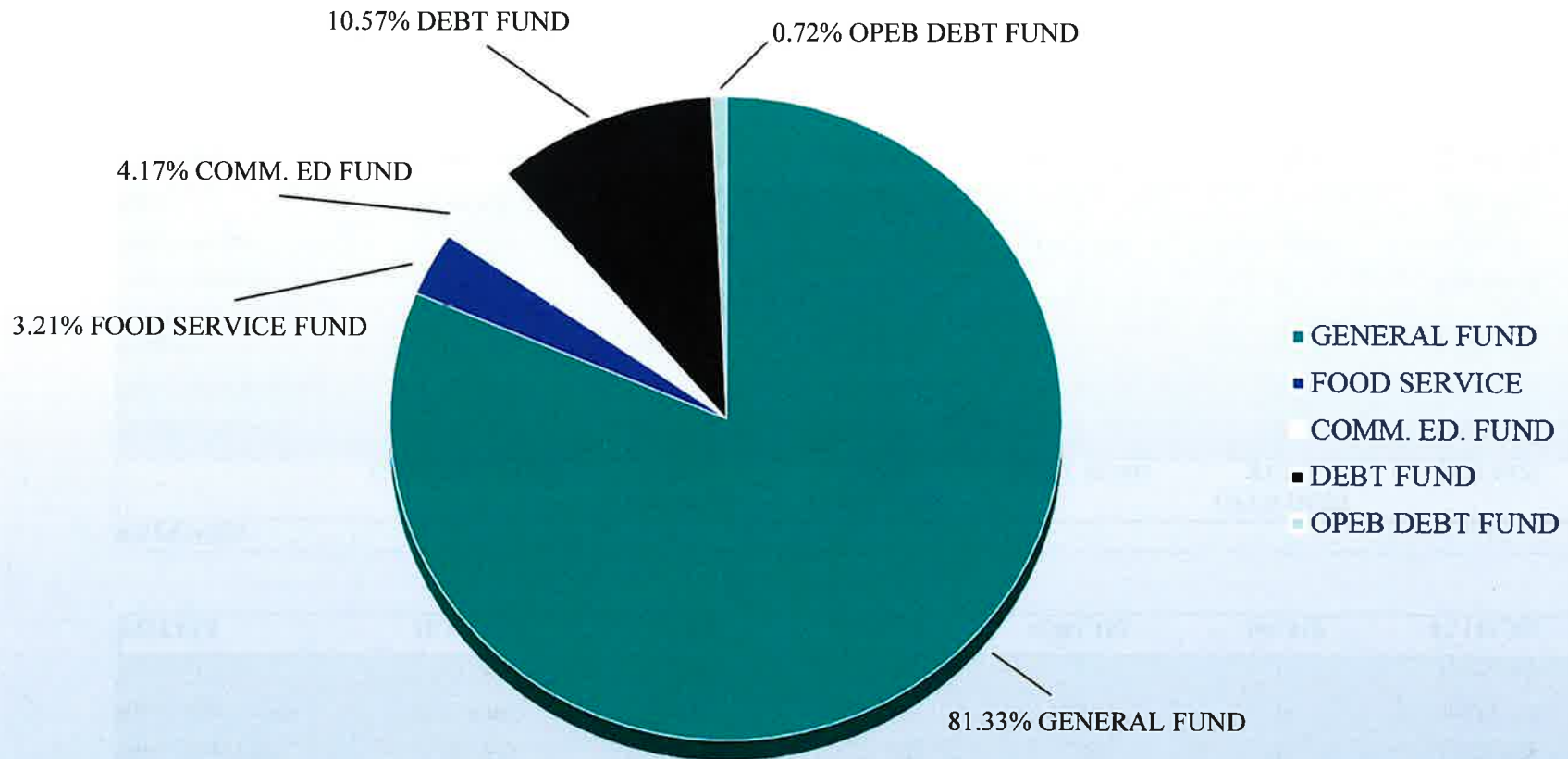
**MAHTOMEDI PUBLIC SCHOOLS
FISCAL YEAR 2017-2018
PRELIMINARY COMPOSITE BUDGET**

REVENUES						
	GENERAL FUND	FOOD SERV. FUND	COMM. ED. FUND	DEBT FUND	OPEB DEBT FUND	TOTALS
Levy	8,126,389	0	308,735	4,958,162	341,710	13,734,996
Misc. Local Rev.	1,232,679	1,120,500	1,571,229	4,500	0	3,928,908
State Aid	28,218,092	52,500	85,366	18,500	0	28,374,458
Federal Aid	763,000	342,000	0	0	0	1,105,000
TOTALS	38,340,160	1,515,000	1,965,330	4,981,162	341,710	47,143,362

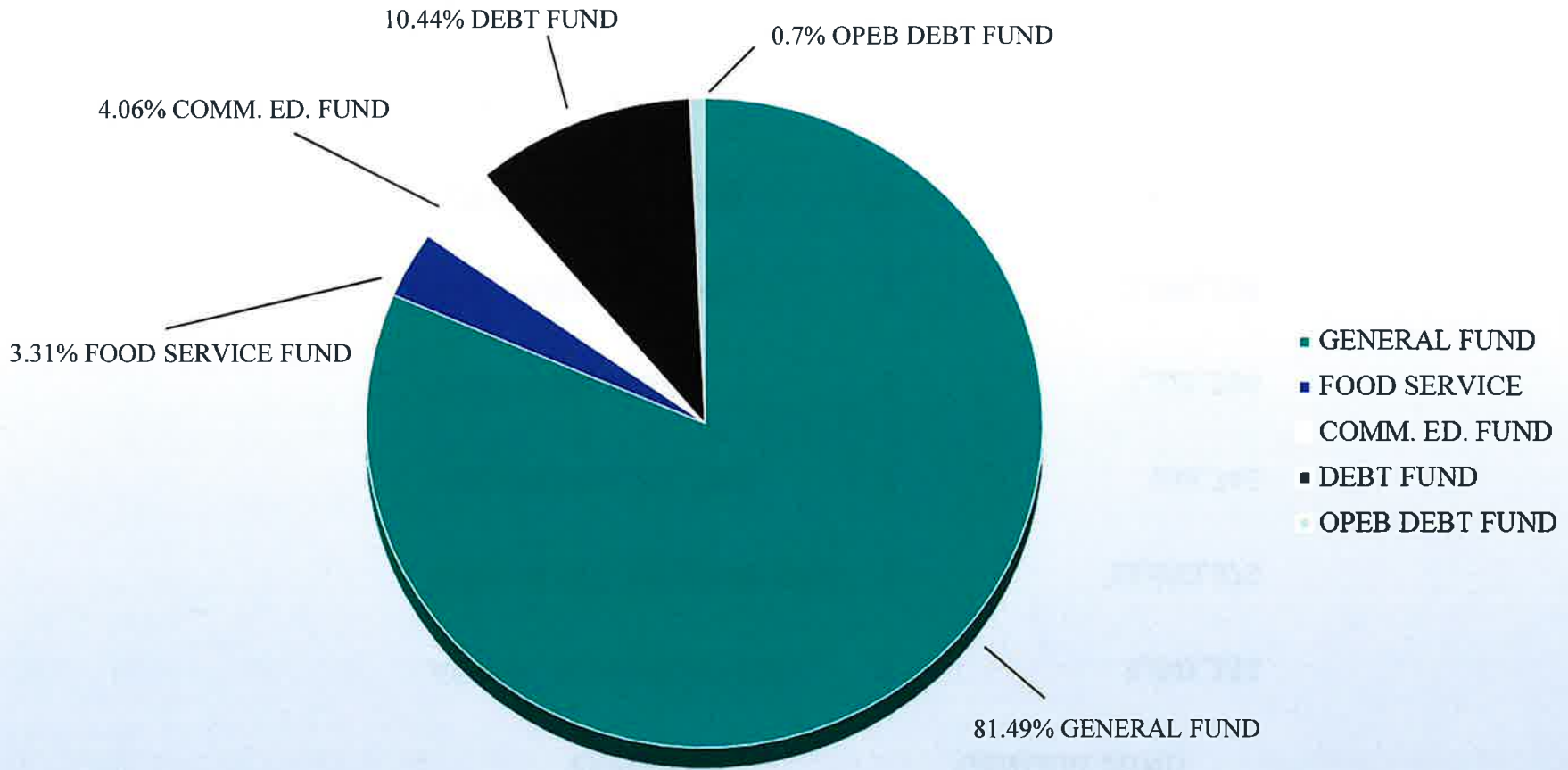
EXPENSES						
	GENERAL FUND	FOOD SERV. FUND	COMM. ED. FUND	DEBT FUND	OPEB DEBT FUND	TOTALS
Salaries/Benefits	30,588,863	135,560	1,372,376	0	0	32,096,799
Purchased Services	4,796,835	731,540	441,192	0	0	5,969,567
Supplies	1,041,708	665,400	74,235	0	0	1,781,343
Equipment/Bldg. Improvements	1,416,026	31,500	28,900	0	0	1,476,426
Debt Service	0	0	0	4,952,520	332,630	5,285,150
Misc.	820,268	6,000	10,250	0	0	836,518
TOTALS	38,663,700	1,570,000	1,926,953	4,952,520	332,630	47,445,803



**MAHTOMEDI PUBLIC SCHOOLS
FISCAL YEAR 2017-2018
REVENUE BY FUND COMPARISON**



**MAHTOMEDI PUBLIC SCHOOLS
FISCAL YEAR 2017-2018
EXPENDITURE BY FUND COMPARISON**



**MAHTOMEDI PUBLIC SCHOOLS
FISCAL YEAR 2017-2018
EXPENDITURES BY PROGRAM DIMENSION**

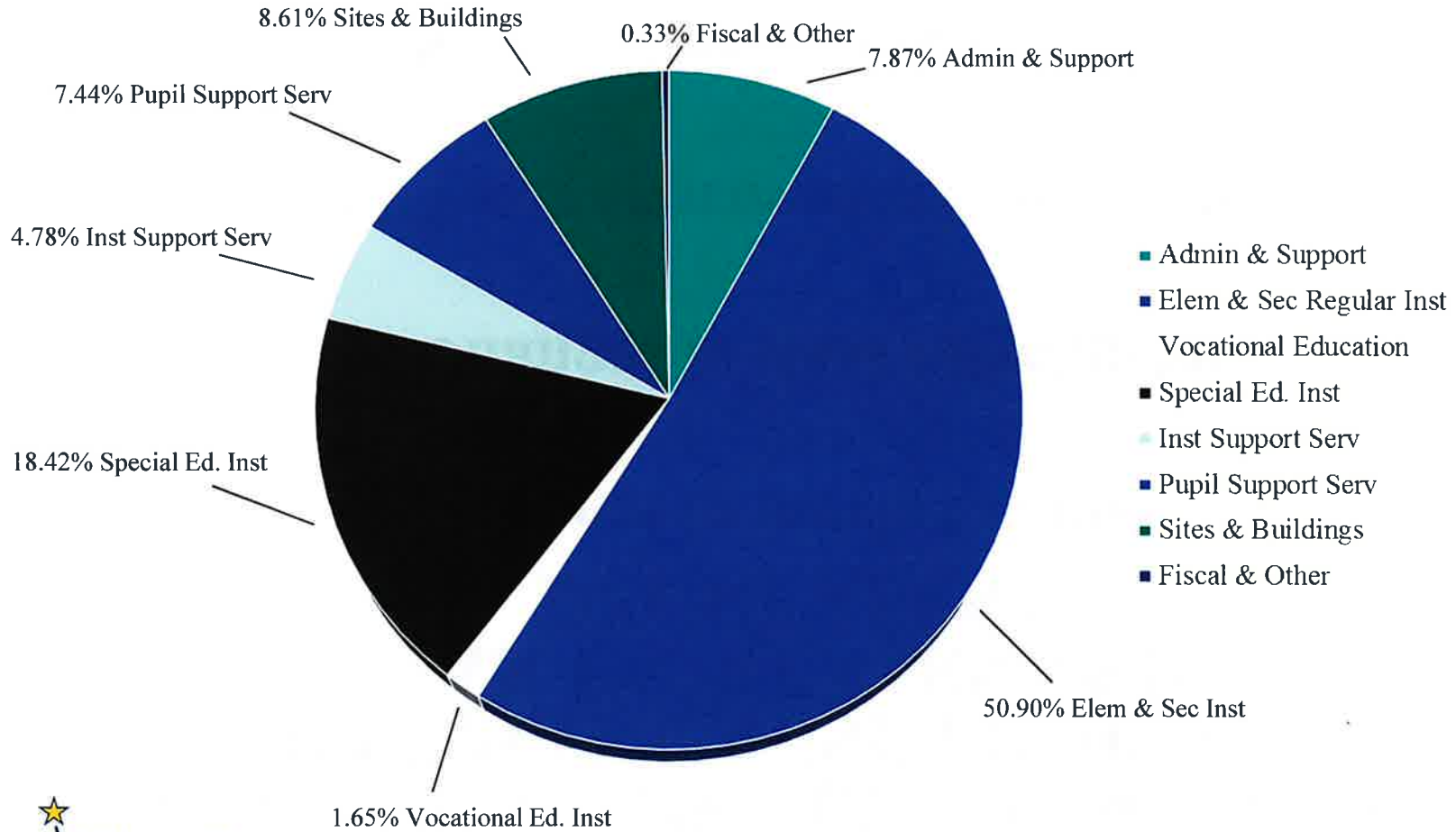
EXPENSES		GENERAL FUND
ADMIN. & SUPPORT SERV.	\$	3,041,153
ELEM. & SEC. REGULAR INST.	\$	19,680,875
VOCATIONAL ED. INST.	\$	638,746
SPECIAL ED. INST.	\$	7,121,594
INST. SUPPORT SERV.	\$	1,846,798
PUPIL SUPPORT SERV.	\$	2,876,794
SITES & BUILDINGS	\$	3,330,036
FISCAL & OTHER	\$	127,704
TOTAL	\$	38,663,700



MAHTOMEDI PUBLIC SCHOOLS

FISCAL YEAR 2017-2018

GENERAL FUND PROGRAM EXPENDITURES



WHAT ARE THE MAIN VARIABLES THAT MAY CAUSE PROPERTY TAX INCREASES AND DECREASES?

- 1. Changes in market values**
- 2. Changes in class rates/history**
- 3. Voter approved referendums**
- 4. State Adjustments**

MAHTOMEDI PUBLIC SCHOOLS
Referendum Market Value History - 15 Years

<u>Assessment Year</u>	<u>Referendum Market Value</u>	<u>Percentage Change</u>	<u>Average Percentage Change since 2003</u>
2003	1,427,807,600		
2004	1,641,563,600	14.97%	14.97%
2005	1,844,249,275	12.35%	13.66%
2006	2,028,668,375	10.00%	12.44%
2007	2,092,235,800	3.13%	10.11%
2008	2,177,105,150	4.06%	8.90%
2009	2,130,127,300	-2.16%	7.06%
2010	1,996,489,800	-6.27%	5.15%
2011	1,877,099,400	-5.98%	3.76%
2012	1,781,435,900	-5.10%	2.78%
2013	1,788,663,200	0.41%	2.54%
2014	1,919,480,100	7.31%	2.97%
2015	2,031,755,900	5.85%	3.21%
2016	2,076,242,300	2.19%	3.14%
2017	2,196,596,700	5.80%	3.33%



ISD 832 – Mahtomedi Public Schools

Property Type – Homestead Residential

Spread Levy from \$13.538M to \$13.625M with 6% Change in Assessed Valuation

Type of Property	2016 Estimated Market Value	Actual Pay 2017 School Portion of Taxes	2017 Estimated Market Value	Est. Pay 2018 School Portion of Taxes	Estimated Tax Increase / (Decrease)	Estimated Percent Change
Residential Homestead	100,000	498.57	106,000	507.52	8.95	1.80%
	150,000	811.26	159,000	821.27	10.00	1.23%
	200,000	1,123.96	212,000	1,134.70	10.74	0.96%
	225,000	1,280.14	238,500	1,291.57	11.43	0.89%
	250,000	1,436.66	265,000	1,448.45	11.79	0.82%
	300,000	1,749.36	318,000	1,762.20	12.84	0.73%
	350,000	2,062.05	371,000	2,075.63	13.58	0.66%
	400,000	2,374.75	424,000	2,386.48	11.74	0.49%
	500,000	2,973.55	530,000	3,007.23	33.68	1.13%



2017 Pay 2018 Levy Overview

Whereas, Pursuant to Minnesota Statutes the School Board of Independent School District No. 832 – Mahtomedi, Minnesota, is authorized to make the following proposed tax levies for general purposes:

General Fund	\$8,335,609.97
Community Services	\$ 273,845.21
Debt Service	\$4,694,823.17
OPEB Debt Service	\$ 320,806.48
Total Proposed Tax Levy	\$13,625,084.83

Now Therefore, Be it resolved by the School Board of Independent School District No. 832 – Mahtomedi, Minnesota, that the levy to be levied in 2017 to be collected in 2018 is set at \$13,625,084.83 The clerk of the ISD 282 School Board is authorized to certify the proposed levy to the County Auditor of Washington County, Minnesota.

