

23-24 Fall PEIMS		957	837	657	552	706	2		3713
	Minimum	1041	868	680	613	720	1	1	3,922
	Maximum	1105	908	717	641	796	2	2	4,139

SAT1100	Date	JHS 001	JMS 041	JES 101	IES 102	DCES 103	STEP JJAEP 002	STEP Detention 004	District
<b>4</b>	<b>Wednesday</b>	<b>1041</b>	<b>868</b>	<b>680</b>	<b>613</b>	<b>720</b>			<b>3,922</b>
5	Thursday	1053	884	682	621	733			3,973
6	Friday	1062	888	689	623	743			4,005
2	Monday	1077	904	696	630	752			4,059
3	Tuesday	1088	905	700	634	754			4,081
4	Wednesday	1091	906	702	634	759			4,092
5	Thursday	1092	908	702	634	761			4,097
6	Friday	1091	908	705	634	765			4,103
2	Monday	1091	906	708	636	766			4,107
3	Tuesday	1091	905	708	635	766			4,105
4	Wednesday	1097	906	708	634	766			4,111
5	Thursday	1100	906	709	632	767			4,114
6	Friday	1100	904	710	631	767			4,112
3	Tuesday	1101	903	710	633	769			4,116
4	Wednesday	1099	897	713	630	769			4,108
5	Thursday	1102	897	713	630	770			4,112
6	Friday	1101	898	713	630	771			4,113
2	Monday	1104	898	713	632	768			4,115
3	Tuesday	1105	898	713	632	768		1	4,117
4	Wednesday	1103	900	713	632	768		1	4,117
5	Thursday	1104	900	713	635	769		1	4,122
6	Friday	1104	898	714	635	770		1	4,122
2	Monday	1104	900	712	636	773		1	4,126
3	Tuesday	1102	901	712	636	772		2	4,125
4	Wednesday	1103	902	713	636	772		2	4,128

23-24 Fall PEIMS		957	837	657	552	706	2		3713
	Minimum	1041	868	680	613	720	1	1	3,922
	Maximum	1105	908	717	641	796	2	2	4,139

SAT1100	Date	JHS 001	JMS 041	JES 101	IES 102	DCES 103	STEP JJAEP 002	STEP Detention 004	District
5 Thursday	9/19/2024	1103	902	714	635	772	2		4,128
6 Friday	9/20/2024	1101	903	711	636	770	2		4,123
2 Monday	9/23/2024	1098	903	708	637	769	2		4,117
3 Tuesday	9/24/2024	1098	903	710	637	767	2		4,117
4 Wednesday	9/25/2024	1099	903	713	637	767	2		4,121
5 Thursday	9/26/2024	1100	903	713	637	767	2		4,122
6 Friday	9/27/2024	1099	903	712	637	767	2		4,120
3 Tuesday	10/1/2024	1104	903	711	638	767	2		4,125
4 Wednesday	10/2/2024	1101	904	711	635	769	2		4,122
5 Thursday	10/3/2024	1102	904	711	637	770	2		4,126
6 Friday	10/4/2024	1102	904	711	637	769	2		4,125
2 Monday	10/7/2024	1103	902	710	637	770	2		4,124
3 Tuesday	10/8/2024	1103	900	710	637	771	2		4,123
4 Wednesday	10/9/2024	1101	900	710	636	771	2		4,120
5 Thursday	10/10/2024	1096	898	710	633	774	2	1	4,114
3 Tuesday	10/15/2024	1100	896	710	637	772	2		4,117
4 Wednesday	10/16/2024	1098	895	709	638	772	2		4,114
5 Thursday	10/17/2024	1099	895	710	637	773	2		4,116
6 Friday	10/18/2024	1096	894	710	637	774	2	2	4,115
2 Monday	10/21/2024	1095	896	712	638	776	2	2	4,121
3 Tuesday	10/22/2024	1096	896	714	641	774	2	2	4,125
4 Wednesday	10/23/2024	1096	898	717	641	775	2	2	4,131
5 Thursday	10/24/2024	1099	899	717	641	777	2	2	4,137
6 Friday	10/25/2024	1099	899	716	641	777	2	2	4,136





















Difference from Prior Day	Daily Attendance by single date	ADA Refinement by Cycle SAT2300 cumulative
(215)	100.00%	Cycle 1
51	98.03%	
32	96.55%	
54	96.22%	
22	95.78%	3,823.90
11	95.43%	
5	95.77%	
6	94.29%	3,955.06
4	94.78%	
(2)	93.63%	
6	95.39%	
3	94.29%	
(2)	92.72%	3,814.19
4	93.22%	
(8)	95.05%	
4	94.32%	
1	93.42%	3,806.85
2	94.28%	
2	95.81%	
-	94.54%	
5	94.75%	
-	93.77%	3,809.83
4	93.87%	
(1)	95.58%	
3	94.61%	



Difference from Prior Day	Daily Attendance by single date	ADA Refinement by Cycle SAT2300 cumulative
-	95.13%	3,811.98
(5)	94.17%	3,811.63
(6)	95.08%	Cycle 2
-	95.06%	
4	95.70%	
1	95.33%	
(2)	94.74%	
5	94.88%	
(3)	93.57%	
4	95.33%	
(1)	92.81%	3,820.33
(1)	94.40%	
(1)	95.06%	
(3)	94.64%	
(6)	94.55%	
3	94.06%	
(3)	94.60%	
2	96.78%	
(1)	94.17%	3,815.00
6	93.74%	
4	94.84%	
6	92.48%	
6	95.30%	
(1)	93.03%	



Difference from Prior Day	Daily Attendance by single date	ADA Refinement by Cycle SAT2300 cumulative
(4)	92.65%	
(3)	94.03%	
5		
(2)	93.87%	
(3)	94.71%	3,809.11
5	95.56%	
3	95.15%	
-	94.80%	
-	85.71%	
(3)	94.80%	
(4,134)	94.37%	
-	93.98%	
4,128	92.54%	
(4,128)	92.42%	
-	93.82%	
-	93.75%	
-	93.32%	
4,127	90.81%	
(4,127)	92.85%	
-	94.30%	
-		
-		
4,139	92.59%	
(4,139)		



Difference from Prior Day	Daily Attendance by single date	ADA Refinement by Cycle SAT2300 cumulative
-		[Grey bar with yellow bottom section]
-		
-		
-		
-		
-		
-		
-		
-		
-		
-		
-		
-		
-		
-		
-		
-		
-		
-		
-		
-		
-		
-		
-		
-		
-		
-		
-		







