

ECISD Bilingual & English as a Second Language (ESL) Education

Program Growth & Initiatives 2020-2021



September 2020



Agenda

- Bilingual & ESL Team
- English Learners in ECISD
- Language Program Models
- Bilingual & ESL Data



BE & ESL Program Staff

Administrative Support

- 2 BE & ESL Testers
- 2 PEIMS Clerks
- 1 Administrative Assistant
- 3 ESL Traveling Teachers



Instructional Support

- 2 Bilingual Coordinators
- 3 Bilingual Specialists
- 1 ESL Coordinator
- 3 ESL Specialists
- 1 Program Specialist

BE & ESL Program Count

<u>2017</u>	<u>2020 *</u>	<u> </u>
• Bilingual	3,038	3,285
• ESL	1,802	2,702
• Parent Denial	124	172
• BE & ESL Total Count	5,089	6,159

*2020 count is still in progress for identification of students (PreK and new students)



ECISD Students' Languages

Student Language	Count
ALBANIAN,GHEG (KOSSOVO/MACEDO)	1
AMHARIC	1
ARABIC	4
CAMBODIAN (KHMER)	4
ENGLISH	21,923
FRENCH	4
GUJARATI	3
HINDI	1
INDONESIAN	2
JAPANESE	1
KONKANI	1
MALAYALAM	2
MANDARIN (CHINESE)	6
PILIPINO (TAGALOG)	8
RUSSIAN	3
SPANISH	6,970
TAMIL	2
TELUGU (TELEGU)	2
TIWA	1
TURKISH	5
URDU	1
VIETNAMESE	41
YORUBA	5

ECISD Bilingual & ESL Program Models

- Transitional Late-Exit Bilingual Model (Elementary)
- Dual Language One-Way Model (Elementary)
- Dual Language Two-Way Model (Elementary)
- ESL Content Based & ESL Pull-Out (Elementary)
- ESL Pull-Out (Secondary)

Dual Language Education

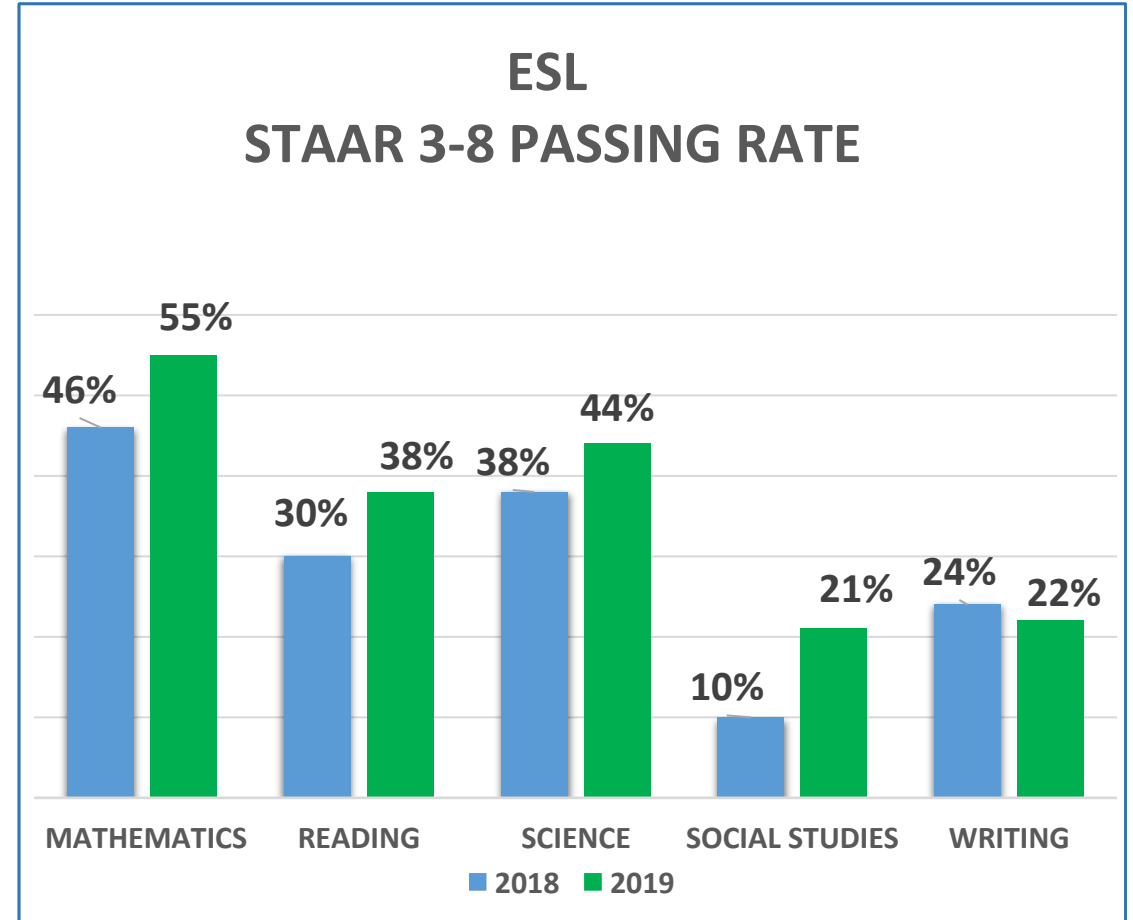
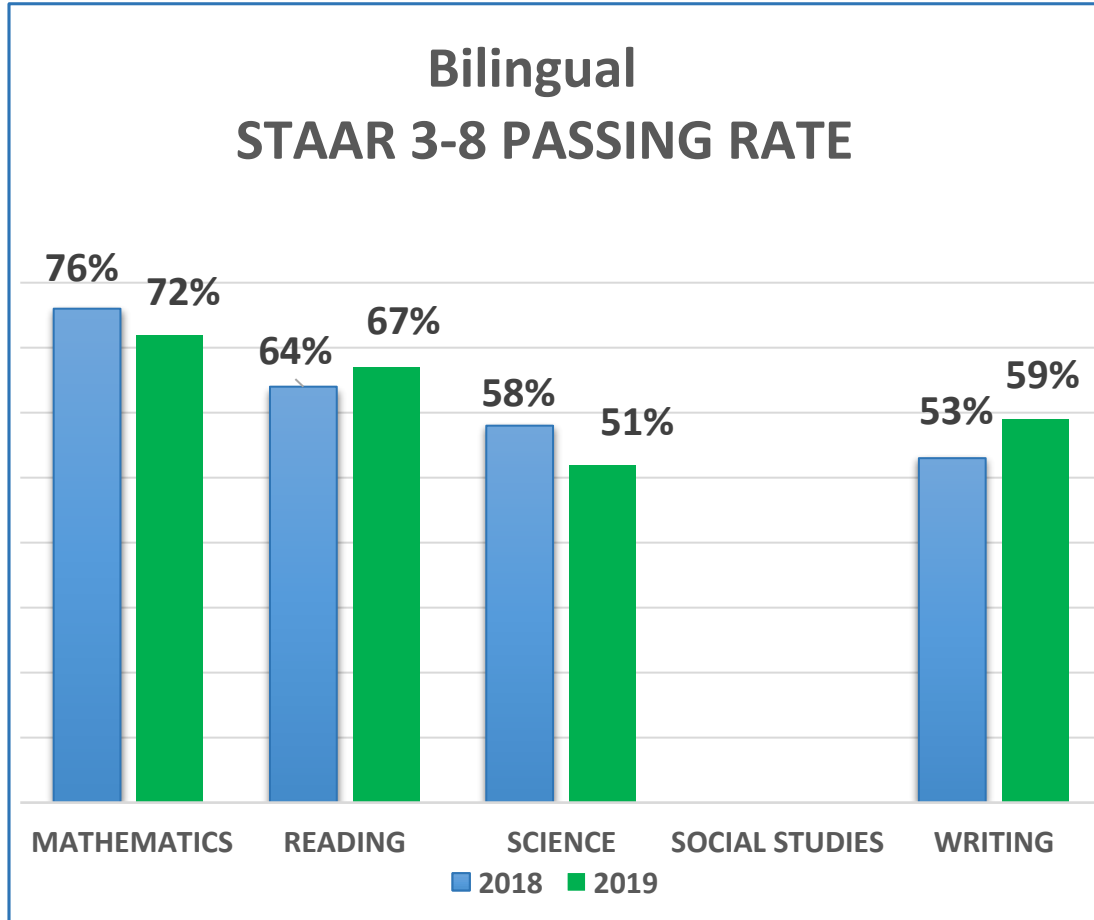
- ✓ Bilingual Learners
- ✓ Biliterate
- ✓ Bicultural



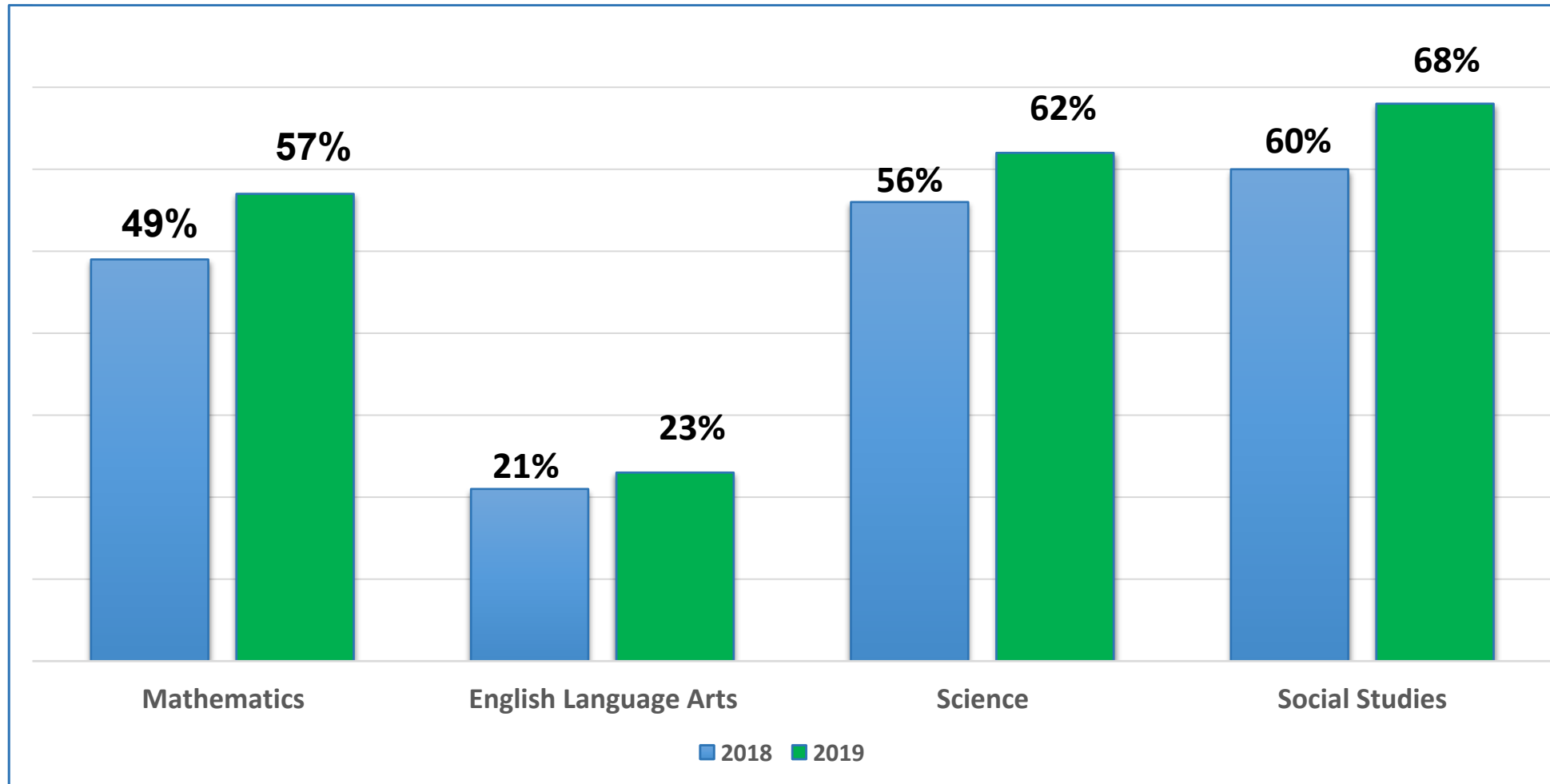
Dual Language PreK Classrooms



BE & ESL Education Program Growth



English Learner (EL) STAAR EOC Summary



English Learner (EL)

STAAR Summary – 3rd Grade

3 rd Grade Reading STAAR			
Year	District all Student	English Learner	Closing Gap
2018	69%	70%	+1%
2019	66%	70%	+4%

3 rd Grade Math STAAR			
Year	District all Student	English Learner	Closing Gap
2018	69%	74%	+5%
2019	65%	70%	+5%



English Learner (EL)

STAAR Summary – 4th Grade

4 th Grade Reading STAAR			
Year	District all Student	English Learner	Closing Gap
2018	60%	55%	-5%
2019	64%	58%	-6%
4 th Grade Math STAAR			
Year	District all Student	English Learner	Closing Gap
2018	68%	68%	0
2019	65%	64%	-1%

4 th Grade Writing STAAR			
Year	District all Student	English Learner	Closing Gap
2018	53%	53%	0
2019	54%	56%	+2%



English Learner (EL) STAAR Summary – 5th Grade

5th Grade Reading STAAR

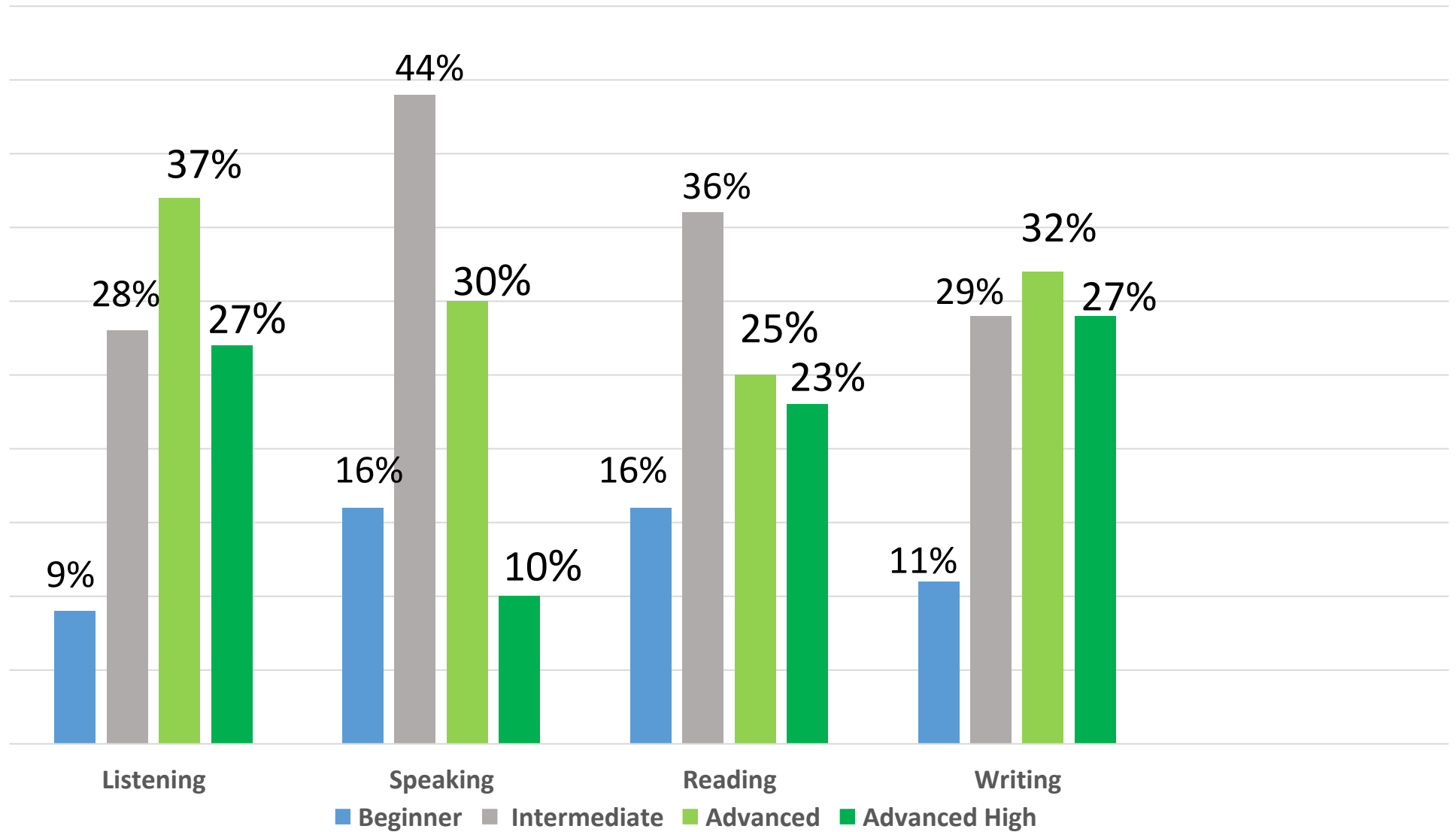
Year	District all Student	English Learner	Closing Gap
2018	70%	63%	-7%
2019	76%	72%	-4%

5th Grade Math STAAR

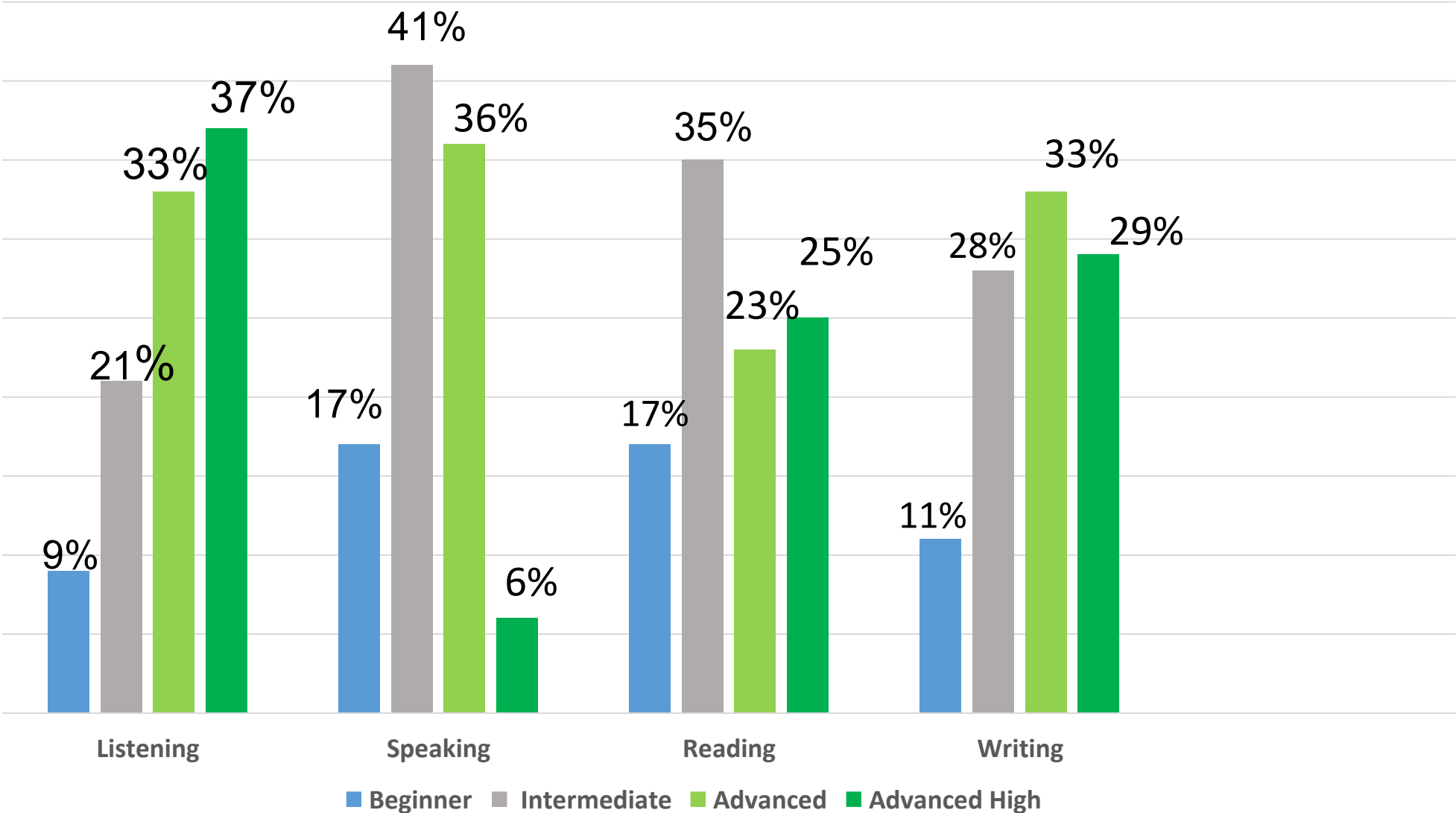
Year	District all Student	English Learner	Closing Gap
2018	82%	82%	0
2019	81%	79%	-2%



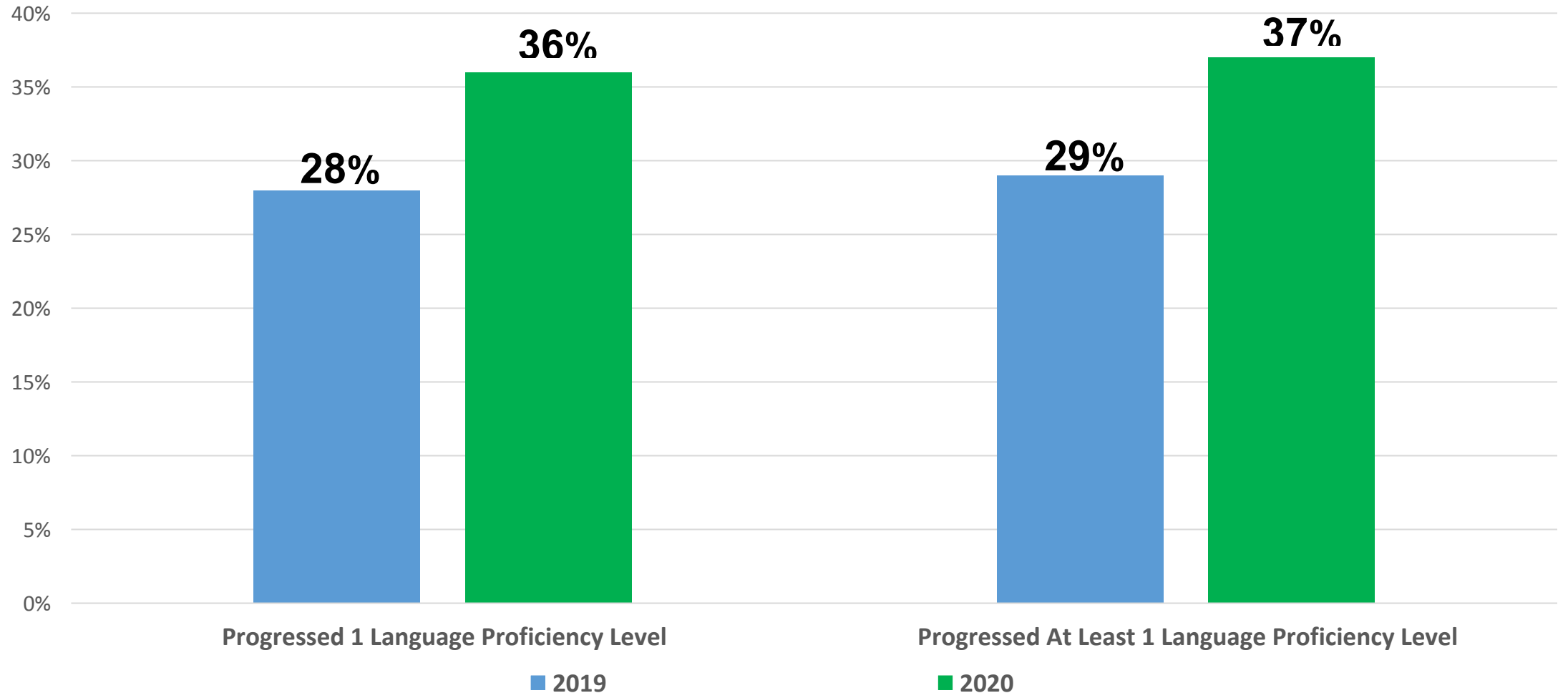
TELPAS 2019





TELPAS 2020



ECISD TELPAS Composite Comparisons 2019 and 2020



ECISD Start of School 2020-2021



Initiatives of ECISD Bilingual & ESL Programs

- BE & ESL Professional Development Opportunities (Talent)
- Increase the number of BE & ESL certified teachers serving our learners (Talent)
- Summit K12 for listening and speaking support (Learning)
- Monitor implementation of the dual language program
- Plan a 7th grade dual language experience for next year



Bilingual & ESL Education

¡Gracias!

