

# 2025-26 School Year Staffing Requests & Enrollment Update

Board of Education Meeting  
Thursday, February 20, 2025



# Goals for Presentation

- Present enrollment update for the 2025-26 school year,
- Present high-level enrollment projection overview, and
- Discuss Special Education Department Staffing Requests.

# Enrollment Update - SY 2026

# Current Enrollment Practices

- Maximize available spaces within each building to accommodate steady high section numbers at the elementary level.
- Keep students at home schools to the extent possible.
- Coordinating displaced students to keep bus routes as efficient as possible.



of Curriculum, Instruction,  
& Human Resources

Dr. Scott Adreon  
Assistant Superintendent  
of Business Services

Mr. Michael McKenzie  
Chief Financial Officer

Mrs. Mandy Ellis  
Director of Student Services

Dr. Jennifer Hastings  
Director of Special Education

To: New Dunlap Families Displaced Due to Full Grade Levels

From: Dr. Matt Andrews, Assistant Superintendent

Re: Procedures for Returning to Home School & Transportation

Welcome to Dunlap Community Unit School District #323! We are excited that your family has chosen our district among the many options available. In our district, we are dedicated to providing every student with the best learning experience by using high-quality materials and up-to-date teaching methods, while focusing on both academic and social-emotional development. Regardless of which building your student attends, I am confident that your child will be prepared to succeed each day.

As our community continues to grow, some grade levels do fill up as we currently have limited space in our elementary buildings. The purpose of this document is to make you aware of options available to you over the coming year and years that follow as it relates to school placement.

#### **Mid-Year Movement if Space Becomes Available**

If your student(s) must attend another elementary building, you have the option of making your correct home school aware that you would like to return *during* the school year *if* a space becomes available.

#### **Returning to Home Schools**

At the end of each school year, families of displaced students are contacted if space is available at the next grade level at their correct home school. Families will have the choice to return to their correct home school and continue to have district-provided transportation. If the family wishes to have their student(s) remain at the alternate elementary building, families will have to provide daily transportation for their student. Even if a bus route is assigned to facilitate another new family that may be displaced to the same building, you will need to provide your own transportation.

#### **Transitioning to Middle School**

For families whose students are displaced to an elementary school that feeds into the opposite middle school, families will have the option of staying with the students they have attended elementary school, however, they must provide their own transportation. In order to receive district-provided transportation, students will have to return to their correctly assigned middle school.

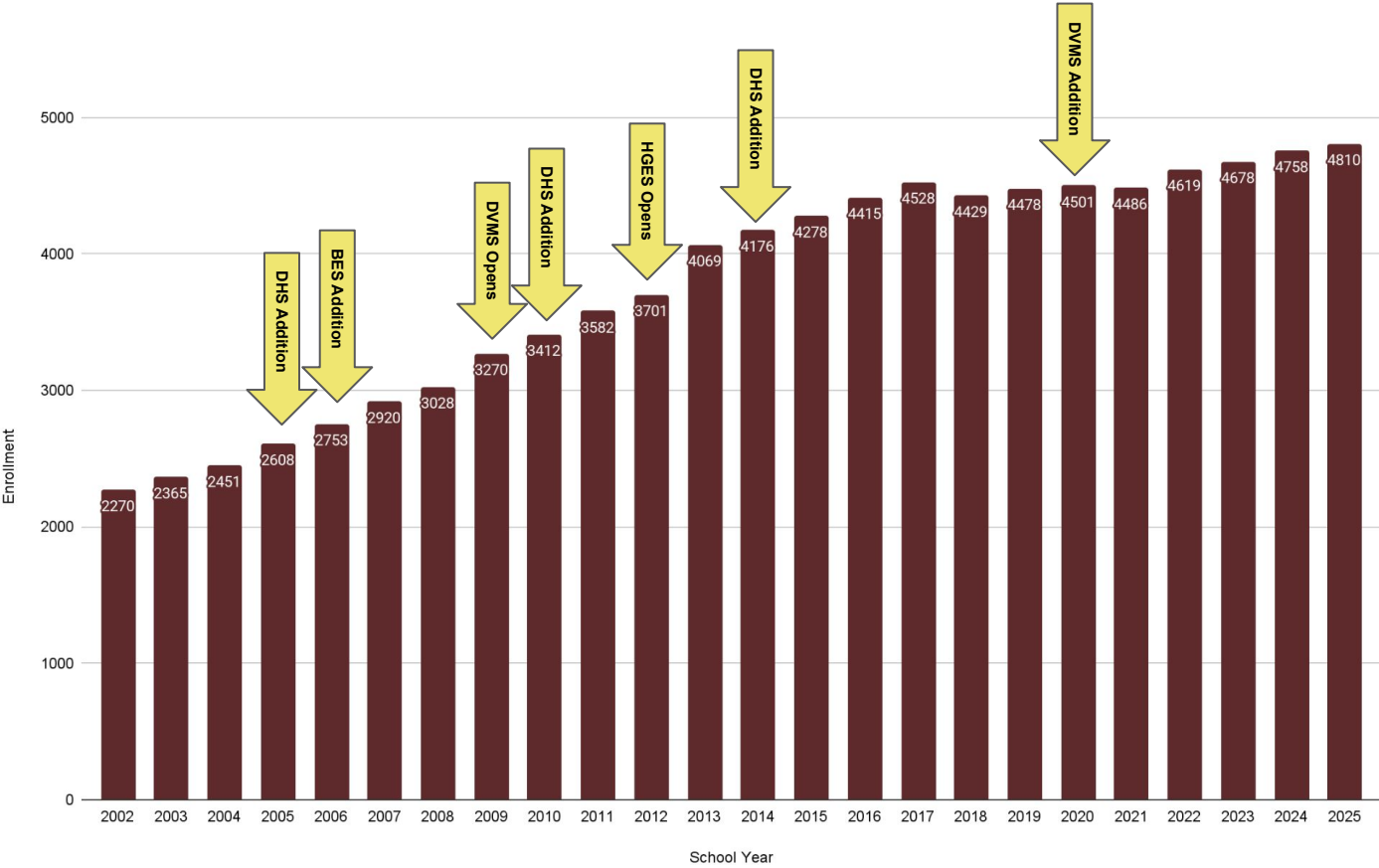
Below, you will see a list of which elementary schools feed into our two middle schools.

**Dunlap Middle School**  
Banner Elementary School  
Hickory Grove Elementary School

**Dunlap Valley Middle School**  
Dunlap Grade School  
Ridgeview Elementary School  
Wilder-Waite Grade School


9.2024

# Historical & Current Enrollment



# Banner Elementary School

- Not all specials have classrooms
  - only PE has own space
  - Band/orchestra utilize front corridor
- No office space for psychologist, social worker.
- ESL, OT, PT all share the same space
- MTSS Interventionists & SLPs sharing space
- Intermediate sections at or near full causing displaced students.
- Currently full at...
  - Kindergarten
  - Fifth Grade
- No private nursing space



School Year	K	1	2	3	4	5
2025	55	66	66	63	58	63
Near Capacity	0	9	9	27	2	0
<b>2026</b>	<b>*</b>	<b>55</b>	<b>66</b>	<b>66</b>	<b>63</b>	<b>58</b>

# Dunlap Grade School

- Not all specials have shared classroom space
- Related services staff do have a consistent space
- Band & orchestra utilize corridors, halls for practice
- Interventionists utilizing previous storage area off of gym
- No private nursing space



School Year	PK	K	1	2	3	4	5
2025	16	37	41	39	38	41	40
Near Capacity		13	9	11	22	19	20
<b>2026</b>			<b>37</b>	<b>41</b>	<b>39</b>	<b>28</b>	<b>40</b>

# Hickory Grove Elementary School

- Reconfigured art & music space
  - Art on stage
  - Music in intervention space
- World Language travels
- Converted spaces to accommodate increased sections
  - Interventionists displaced to
- Long lunch window to accommodate 850 students
  - Earliest lunch starts at 10:30,
  - Latest lunch starts at 12:55 p.m.
- Increased ECE classrooms to accommodate growing pre-K needs
- Fluctuation of sections at each grade level
- No private nursing space



School Year	PK	K	1	2	3	4	5
<b>2025</b>	51	125	129	115	150	148	150
<i>Near Capacity</i>		0	21	10	0	2	0
<b>2026</b>			125	128	115	150	148



# Ridgeview Elementary School

- Added BEST Program
  - Requires two classrooms (K-2, 3-5)
  - Displaced special education classrooms
  - Interventionists now have desk space within general education classrooms and travel throughout building
- Cubicles in cafeteria for intervention space
- Related services staff utilize cubicles in library for office space
- World Language travels to classrooms
- No private nursing space



School Year	K	1	2	3	4	5
2025	63	67	72	77	75	87
Near Capacity		8	3	13	15	3
2026		63	67	72	77	75

# Wilder-Waite Grade School

- Added special education instructional program
  - Requires two classrooms (K-2, 3-5)
  - Displaced ECE classroom to HGES
  - Displaced office and intervention space for related services staff
- Fluctuation of sections at each grade level
- No private nursing space



School Year	PK	K	1	2	3	4	5
<b>2025</b>	13	65	64	73	57	58	60
<i>Near Capacity</i>		10	11	2	3	2	0
<b>2026</b>			65	66	73	57	60

# Middle School Enrollment



## DUNLAP MIDDLE - AT A GLANCE



### Academic Needs

**186** Students who receive additional support through IEPs, 504s, MTSS, ESL, and/or BIST

**34%** of students requiring additional support

### Enrichment Needs

**167** students enrolled in Power English Language Arts (6th- 8th Grades)

**61** students enrolled in Enriched Math (6th Grade)

**66** students enrolled in Advanced Math (7th Grade)

**63** students enrolled in Algebra I Honors (8th Grade)

**24** students enrolled in Algebra I (8th Grade)

**55** students enrolled in Spanish I Pre-AP

**27** students enrolled in French 1 Pre-AP



**9%**  
Chronic  
Absenteeism

**6%**  
Student  
Mobility

**5%**  
English  
Learners

**95.3%**  
Average Daily  
Attendance

School Year	6	7	8	Realized Enrollment	Change
2031	180	194	181	555	-33
2030	194	181	213	588	-12
2029	181	213	206	600	-32
2028	213	206	213	632	19
2027	206	213	194	613	26
<b>2026</b>	<b>213</b>	<b>194</b>	<b>180</b>	<b>587</b>	<b>45</b>
2025	194	180	168	542	4



# Middle School Enrollment



## DUNLAP VALLEY - AT A GLANCE



### Academic Needs

**243** Students who receive additional support through IEPs, 504s, MTSS, ESL, and/or BIST

**44%** of students requiring additional support

### Enrichment Needs

**134** students enrolled in Power English Language Arts (6th- 8th Grades)

**37** students enrolled in Enriched Math (6th Grade)

**56** students enrolled in Advanced Math (7th Grade)

**42** students enrolled in Algebra I Honors (8th Grade)

**24** students enrolled in Algebra I (8th Grade)

**62** students enrolled in Spanish I Pre-AP

**20** students enrolled in French 1 Pre-AP



School Year	6	7	8	Realized Enrollment	Change
2031	165	174	184	523	-7
2030	174	184	172	530	1
2029	184	172	173	529	-3
2028	172	173	187	532	14
2027	173	187	158	518	-15
<b>2026</b>	<b>187</b>	<b>158</b>	<b>188</b>	<b>533</b>	<b>-17</b>
2025	158	188	204	550	



**17.5%**  
Chronic  
Absenteeism

**6%**  
Student  
Mobility

**7%**  
English  
Learners

**94%**  
Average Daily  
Attendance

# Dunlap High School



School Year	9	10	11	12	Realized Enrollment	Change from Previous Year
2034	345	368	365	385	1463	-34
2033	368	365	385	379	1497	-32
2032	365	385	379	400	1529	13
2031	385	379	400	352	1516	17
2030	379	400	352	368	1499	7
2029	400	352	368	372	1492	13
2028	352	368	372	387	1479	2
2027	368	372	387	350	1477	40
<b>Next Year</b> 2026	<b>372</b>	<b>387</b>	<b>350</b>	<b>328</b>	<b>1437</b>	<b>46</b>
2025	387	350	328	326	1391	-19

# Future Considerations

- Need to monitor new construction projects and impact to current and future homeschool boundaries
- New Wilder-Waite will...
  - Have ability to increase functionality at each elementary building through redistricting, program movements, office space
  - Allow for families to stay in homeschools, preventing displaced students
- Need to focus on secondary enrollment
  - DMS enrollment during SYs 2027-29
  - DHS enrollment during SYs 2029-2032 (near or over 1,500 students)
    - Implications for spacing
    - Will need additional staffing for core courses
      - English, Math, Science, Social Studies

# Special Education Staffing Requests

# Summary of Needs for Special Education Department

## Overall: 3 FTE


- **1 FTE - Skill Builders Teacher at Dunlap High School**
  - Sixteen Life Skills students are expected.
  - Classroom maximum by law is 13 in a special education classroom.
  - Two Levels of Service; Life Skills and Skill Builders
- **1 FTE - School Psychologist**
  - 334 Evaluations SY 23-24; Total of 650 IEPs
  - 340 Evaluations SY 24-25; Total of 750 IEPs
  - Two school psychologists have over 100 evaluations
- **1 FTE - School Social Worker**
  - In addition to evaluation workload listed above, the social workers provide direct service for 205 students




# Overview of Kindergarten to Young Adult Caseloads SY 25-26

## KEY

 Itinerant  
WW/DVMS

 Itinerant  
DGS/HGES

 STARS 1-4  
Autism Program

 Skill Builder  
New FTE DHS

School	Special Education Case Managers												
	1	2	3	4	5	6	7	8	9	10	11	12	13
	Resource				Self-Contained								
BES	K-1 9	2-3 9	4-5 14	Life Skills K-1 (11)	Life Skills 2-3 (11)	Life Skills 4-5 (5)							
DGS	K-2 10	3-5 6											
HGES	K-1 19	2-4 18	4-5 18	5 10	STARS* 1-4 (5)								
RES	K-1 7	2-3 12	4-5 10	BEST K-3 (6)	BEST 4-5 (5)								
WW	K 5	1-5 13	Instr. K-2 (10)		Instr. 3-5 (10)								
DMS	Six 20	Seven 15	Eight 18	Instr. 11	Life Skills 15								
DVMS	Six 15	Six 10	Seven 11	Eight 10	Skill Build 11	BEST 5							
DHS	Co-Taught						BEST	Instr.		Life Skills	Skill Builder	Pathway LS	Pathway CC
	15	14	11	13	13	11	4	9	11	8	8	10	11

\*Structured Teaching Approach for Reaching Success (STARS)

# Overview of Dunlap Evaluation Team Caseloads SY 24-25

Evaluation teams include one school psychologist and one social worker. Social workers also carry a regular caseload of students to whom they provide services.

<b>Grade Center</b>	<b>School Psychologist</b>	<b>Evaluation Caseload</b>	<b>Social Worker</b>	<b>Evaluation Caseload</b>	<b>Students with Direct Service</b>
Elementary	1	93	1	93	56
Elem/Middle	2	111	2	74	42
Elem/Middle	3	64	3	64	36
High School	4	58	4	58	43
X	X	X	5	37	28

Total # of Autism Evaluations = 14; Total # of Threat Assessments = 17

# Surrounding Evaluation Team Caseloads

- Champaign Unit #4 teams average 50 evaluations and 40 students on the social work caseload.
- Illinois Valley Central #321 team average 50 evaluations and 32 students on the social work caseload.
- Morton CUSD #709 teams average 40 evaluations and 30 students on the social work caseload.
- Tri-County Special Education, Bloomington teams average 50 evaluations and 30 students on social work caseload.
- Urbana School District #116 teams average 50 evaluations and 30 students on the social work caseload.
- Woodford County Special Education Association in teams average 50 evaluations and 30 students on the social work caseload.

The average number of evaluations for a Dunlap team is 80. In addition to evaluation duties, the average social worker caseload is 40.

# Questions?